

# FINAL AMENDED INTEGRATED DEVELOPMENT PLAN OF BERGRIVIER MUNICIPALITY

2022 - 2027



**MUNISIPALITEIT - BERGRIVIER - MUNICIPALITY**

**ONS DIEN MET TROTS / WE SERVE WITH PRIDE**

## Contents

<b>FOREWORD BY THE EXECUTIVE MAYOR</b>	<b>5</b>
<b>FOREWORD BY THE MUNICIPAL MANAGER</b>	<b>8</b>
<b>EXECUTIVE SUMMARY</b>	<b>10</b>
<b>INTRODUCTION</b>	<b>10</b>
<b>OVERVIEW OF THE CHAPTERS CONTAINED IN THE INTEGRATED DEVELOPMENT PLAN</b>	<b>11</b>
CHAPTER 1: PURPOSE OF THE IDP	11
CHAPTER 2: VISION, MISSION, STRATEGIC GOALS, STRATEGIC OBJECTIVES AND VALUES	12
CHAPTER 3: ALIGNMENT: INTERNATIONAL, NATIONAL, PROVINCIAL AND DISTRICT LEVELS	14
CHAPTER 4: 'BASELINE' – A SITUATIONAL ANALYSIS	15
CHAPTER 5: THE PROCESS OF PUBLIC PARTICIPATION	16
CHAPTER 6: NEEDS IDENTIFIED THROUGH PUBLIC PARTICIPATION PROCESS	18
CHAPTER 7: SECTOR PLANS AND OTHER FRAMEWORKS	18
CHAPTER 8 MUNICIPAL PROGRAMMES LINKED TO STRATEGIC GOALS	21
CHAPTER 9: THE ALIGNMENT OF THE IDP WITH THE BUDGET	22
CHAPTER 10: PERFORMANCE MANAGEMENT	23
<b>PART II: CHAPTER 1 - THE PURPOSE OF THE FIFTH GENERATION INTEGRATED DEVELOPMENT PLAN</b>	<b>24</b>
<b>THE FIFTH GENERATION INTEGRATED DEVELOPMENT PLAN</b>	<b>25</b>
1.1.1    THE CONSTITUTION	26
1.1.2    THE MUNICIPAL SYSTEMS ACT	27
1.1.3    THE MUNICIPAL PLANNING AND PERFORMANCE MANAGEMENT REGULATIONS	28
1.1.4    MUNICIPAL FINANCE MANAGEMENT ACT (MFMA)	31
<b>CHAPTER 2: VISION, STRATEGIC GOALS, STRATEGIC OBJECTIVES AND VALUES OF BERGRIVIER MUNICIPALITY</b>	<b>32</b>
2.1    INTRODUCTION: VISION, MISSION AND STRATEGIC OBJECTIVES: 2017 - 2022	<b>33</b>
2.3    CORE VALUES	<b>34</b>
2.4    DEVELOPMENT PRIORITIES	<b>34</b>
2.5    STRATEGIC GOALS AND OBJECTIVES	<b>34</b>
2.5.1    STRATEGIC GOAL 1: STRENGTHEN FINANCIAL SUSTAINABILITY	34
2.5.2    STRATEGIC GOAL 2: ENSURE GOOD GOVERNANCE	35
2.5.3    STRATEGIC GOAL 3: SUSTAINABLE SERVICE DELIVERY	35
2.5.4    STRATEGIC GOAL 4: FACILITATE AN ENABLING ENVIRONMENT FOR A DIVERSIFIED ECONOMY AND GROWTH TO ALLEVIATE POVERTY.	36
2.5.5    STRATEGIC GOAL 5: EMPOWERING PEOPLE THROUGH INNOVATION	36
<b>CHAPTER 3: ALIGNMENT WITH INTERNATIONAL, NATIONAL, PROVINCIAL AND DISTRICT FRAMEWORKS</b>	<b>37</b>
3.1    INTEGRATION WITH INTERNATIONAL, NATIONAL AND PROVINCIAL SECTOR DEPARTMENT PROGRAMMES	<b>38</b>
3.1.1    GLOBAL PLANNING FRAMEWORK	38
3.1.2    NATIONAL PLANNING FRAMEWORKS	40
3.1.3    PROVINCIAL PLANNING FRAMEWORK	43
3.1.4    DISTRICT FRAMEWORK	47
3.1.5    A SUMMARY OF THE ALIGNMENT OF THE VARIOUS SPHERES' STRATEGIC GOALS	49

3.2	INTEGRATION OF NATIONAL AND PROVINCIAL SECTOR DEPARTMENT PROGRAMMES	51
3.3	ALIGNMENT BETWEEN MUNICIPAL SECTOR PLANS, FRAMEWORKS, PROGRAMMES AND BY-LAWS	58
<b>CHAPTER 4: BASELINE – SITUATIONAL ANALYSIS</b>		<b>60</b>
4.1	GEOGRAPHIC OVERVIEW	61
4.2	WARD DELIMITATION	61
4.3	SITUATIONAL ANALYSIS	63
4.3.1	PURPOSE OF SITUATION ANALYSIS	63
4.3.2	DEMOGRAPHIC PROFILE	63
4.3.3	SOCIAL PROFILE	78
4.3.4	THE LOCAL ECONOMY	100
4.3.5	LABOUR FORCE AND EMPLOYMENT	105
4.3.6	STATUS QUO OF BULK INFRASTRUCTURE AND ACCESS TO BASIC SERVICES	107
4.3.7	HOUSING	122
4.4	THE NATURAL ENVIRONMENT	125
4.4.1	BIODIVERSITY	127
4.4.2	CLIMATE CHANGE	132
4.4.3	COASTAL MANAGEMENT	136
4.4.4	AIR QUALITY	141
<b>CHAPTER 5: THE PROCESS OF PUBLIC PARTICIPATION IN DRAFTING THE FIFTH GENERATION IDP</b>		<b>143</b>
5.1	IDP REVIEW PROCESS	144
5.1.1	PUBLIC PARTICIPATION MECHANISMS AND PROCEDURES	144
5.1.2	PROCESS PLAN AND TIME SCHEDULE OF KEY DEADLINES	144
5.1.3	MECHANISMS FOR PUBLIC PARTICIPATION	145
<b>CHAPTER 6: COMMUNITY NEEDS IDENTIFIED THROUGH PUBLIC PARTICIPATION PROCESS</b>		<b>148</b>
6.1	INTRODUCTION	149
6.1.1	DEVELOPMENTAL NEEDS IDENTIFIED THROUGH PUBLIC PARTICIPATION	149
<b>PART IV: CHAPTER 7: THE MUNICIPALITY AS THE ENABLER IN IMPLEMENTING THE IDP – SECTOR PLANS AND FRAMEWORKS</b>		<b>150</b>
7.1	INTRODUCTION	152
7.2	COMPOSITION OF THE MUNICIPALITY	152
7.2.1	POLITICAL STRUCTURES	152
7.2.2	THE ADMINISTRATION	155
7.2.3	COMMUNITY AND COMMUNITY STRUCTURES	155
7.3	POWERS AND FUNCTIONS	157
7.4	HIGH LEVEL FRAMEWORKS AND SECTOR PLANS	158
7.4.1	BERGRIVIER MUNICIPALITY SPATIAL DEVELOPMENT FRAMEWORK (2024– 2029)	160
7.4.2	DISASTER MANAGEMENT PLAN	174
7.4.3	STRATEGIC RISK MANAGEMENT PLAN	181
7.4.4	COMMUNITY SAFETY PLAN	188
7.4.5	HOUSING PIPELINE	194
7.4.6	WATER SERVICES DEVELOPMENT PLAN	195
7.4.7	INTEGRATED WASTE MANAGEMENT PLAN	196
7.4.8	MUNICIPAL INFRASTRUCTURE MASTER PLANS AND OPERATIONAL PLANS	196

7.4.9	INTEGRATED TRANSPORT PLAN	197
7.4.10	INTEGRATED COASTAL MANAGEMENT PLAN	199
7.4.11	AIR QUALITY MANAGEMENT PLAN	199
7.4.12	CLIMATE CHANGE ADAPTION PLAN	200
7.4.13	BERGRIVIER MUNICIPALITY BIODIVERSITY REPORT (2010)	206
7.4.14	LOCAL ECONOMIC DEVELOPMENT (LED) STRATEGY	210
7.4.15	SECTOR PLANS AND FRAMEWORKS IN THE DEPARTMENT ADMINISTRATIVE SERVICES	213
7.4.16	SECTOR PLANS AND FRAMEWORKS IN THE DEPARTMENT HUMAN RESOURCE MANAGEMENT	216
7.4.17	PROGRAMMES, SYSTEMS AND BY-LAWS	221
<b>CHAPTER 8: MUNICIPAL PROGRAMMES LINKED TO THE STRATEGIC GOALS AND STRATEGIC OBJECTIVES</b>		<b>225</b>
<b>8.1</b>	<b>INTRODUCTION</b>	<b>226</b>
<b>8.2</b>	<b>PROGRAMMES AND PROJECTS LINKED TO STRATEGIC GOALS AND OBJECTIVES</b>	<b>226</b>
8.2.1	STRATEGIC GOAL 1: STRENGTHEN FINANCIAL SUSTAINABILITY.	229
8.2.2	STRATEGIC GOAL 2: ENSURE GOOD GOVERNANCE.	236
8.2.3	STRATEGIC GOAL 3: SUSTAINABLE SERVICE DELIVERY.	246
8.2.4	STRATEGIC GOAL 5: FACILITATE AN ENABLING ENVIRONMENT FOR A DIVERSIFIED ECONOMY AND GROWTH TO ALLEVIATE POVERTY.	265
8.2.5	STRATEGIC GOAL 6: EMPOWERING PEOPLE THROUGH INNOVATION.	270
<b>PART IV - CHAPTER 9: ALIGNMENT OF THE IDP WITH THE BUDGET</b>		<b>280</b>
9.1	BUDGET AND FINANCIAL PLAN	281
9.1.1	CAPITAL PROGRAMME	282
9.1.2	MEDIUM TERM REVENUE AND EXPENDITURE FRAMEWORK	295
<b>PART VI - CHAPTER 10: EVALUATION OF THE ORGANISATION IN THE IMPLEMENTATION OF THE IDP AND BUDGET (PERFORMANCE MANAGEMENT).</b>		<b>300</b>
10.1	PERFORMANCE MANAGEMENT	301
<b>Abbreviations</b>		<b>313</b>
<b>ANNEXURE A: NEEDS IDENTIFIED</b>		<b>317</b>



## FOREWORD BY THE EXECUTIVE MAYOR

I am honoured to be the Executive Mayor of Bergrivier Municipality and proud to present the Fifth Generation Integrated Development Plan (IDP) for the period 2022 – 2027.

According to the Western Cape Government Regional Socio-Economic Profile (SEP 2022) Bergrivier Municipality caters for an estimated 75 484 people which equates to 18 497 households. In spite of our daunting economic challenges our modus operandi has

always been based on openness and equality as is evident by the basic service delivery accessibility figures:

- Water 99.3%
- Refuse removal 77.7% (22.3%: agricultural land and Moravian Church property)
- Electricity 96.4%
- Sanitation 96.9%
- Housing 95.1%

Our IDP is built on the strengths of the preceding ones, it is externally focussed and driven by community needs. In order to uphold our vision: *Bergrivier - A prosperous community where all want to live, work, learn and play in a dignified manner*; we have once again refined our strategic goals and objectives to continue making the biggest possible impact on economic and social development while we endeavour to strengthen relationships and the sense of solidarity among our community for the next 5 years.

STRATEGIC GOAL	STRATEGIC OBJECTIVES
Strengthen financial sustainability	To budget strategically
	Entrench the Long-Term Financial Plan in the planning, implementation and management of the organisation
	Diversify revenue and ensure value for money services
	Ensure sustainable financial risk and asset management
	Diversify by sourcing grant funding to support projects, programmes and initiatives of Council
	Ensure transparency in financial management by ensuring that all financial records are accurate, reliable and timely

STRATEGIC GOAL	STRATEGIC OBJECTIVES
Ensure good governance	Create an efficient, effective, economic and accountable administration.
	Provide a transparent and corruption free municipality.
	Accountable leadership supported by professional and skilled administration.

STRATEGIC GOAL	STRATEGIC OBJECTIVES
	Communicate effectively with the public
	A customer centred approach to everything.

STRATEGIC GOAL	STRATEGIC OBJECTIVES
Sustainable service delivery	Develop and provide bulk infrastructure within the climate change risks.
	Maintain existing bulk infrastructure and services.
	Develop, manage and regulate the built environment.
	Source alternative sources of energy in the context of national electricity provision.
	Conserve and manage the natural environment and mitigate the impacts of climate change.

STRATEGIC GOAL	STRATEGIC OBJECTIVES
Facilitate an enabling environment for a diversified economy and growth to alleviate poverty.	Improve the regulatory environment for ease of doing business.
	Promote tourism.
	Alleviate poverty through job creation in municipal driven projects and programmes.
	Ensure all policies and systems in Bergrivier Municipality support poverty alleviation.
	Attract investment through catalytic infrastructure.

STRATEGIC GOAL	STRATEGIC OBJECTIVES
Empowering people through innovation.	To promote healthy lifestyles through the provision of sport, recreational and other facilities and opportunities.
	Promote continued partnerships for youth development.
	Promote a safe environment for all who live in Bergrivier Municipal Area.
	Develop a Master Plan for "Smart Cities" in Bergrivier Municipal Area.

Bergrivier Municipality and its community has endured one obstacle after the other; COVID-19 and its effects that lingers on, increasing debt burden, high inflation, water restrictions, power outages and more; and yet we rise to each occasion and face it head on. The obstacles are challenging but it has taught us how to adapt, very often we have to make the difficult decisions, but we always endeavour to provide the best services for the sake of the community.

The Bergrivier winning formula = process excellence + accomplished team + true partnerships. To that I take this opportunity to convey our sincerest appreciation to our partners, stakeholders, community and ward committee members for their willingness to participate and their valuable contributions. A special vote of thanks to the Council of Bergrivier, Municipal Manager, Senior Management and all the staff for their tireless support and hard work, your passion to improve the lives of others is admirable.

All glory to God.

**ALDERMAN RAY VAN ROOY**

**EXECUTIVE MAYOR**



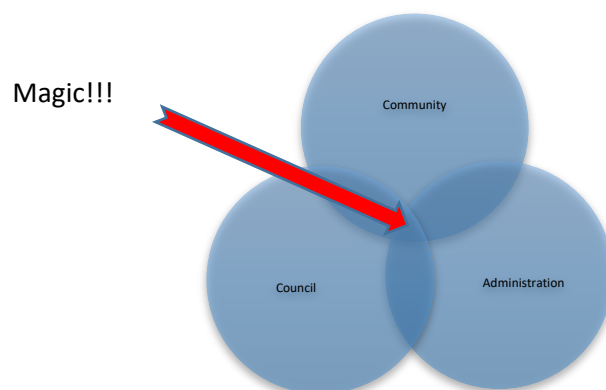
## FOREWORD BY THE MUNICIPAL MANAGER

I am very proud to present you with the Fifth Generation (2022 - 2027) Integrated Development Plan (IDP) of Bergrivier Municipality. Our focus is to ensure Bergrivier Municipality works for the poorest of the poor so that all communities within our municipal area may prosper and live in a dignified manner.

This IDP is user-friendly and for the benefit of all our communities. We based our strategic planning on in-depth research on the current situation and we would like to thank our colleagues from National Government, Provincial Government and Statistics South Africa for collating reliable updated statistics that formed the baseline in profiling the Bergrivier community. We appreciate their support and expertise. We had extensive public participation to acknowledge and understand the real developmental needs in our communities and used the information collated to inform our strategic direction, planning and budget.

Bergrivier Municipality is proud to be known for our innovative partnerships with different stakeholders to really ensure maximum co-operation and focused, seamless development throughout our area. We are committed to continuing to work seamlessly with National – and Provincial Government, as well as all other stakeholders, to improve the lives of our citizens. We align our strategic plans with the National Development Plan 2030 (NDP) and the Provincial Strategic Plan (2019 – 2024).

Following this, I truly feel that we epitomise the working partnership between the community, municipal council and administration as envisaged by the Local Government Systems Act and which is depicted below:



Our partnership has gone from strength to strength, and I would like to express my sincerest gratitude to all our partners for the energy and dedication that they expend on working with us to make this partnership a



success. It is only through working together that we can ensure the sustainable development of our municipal area and we look forward to more joint planning and implementation in the future. We are truly better together. During the next few years, we will focus on the sustainable development goals (SDG's) and implementing sustainable solutions throughout our communities to ensure sustainable service delivery to all our communities. It is a particular difficult time to drive development amidst a very slow growing economy in SA and the enormous impact of Eskom-loadshedding on the economy as a whole and on Municipalities in particular.

Our logo **"We serve with pride"** indicates that we are proud to be part of your lives and that we want to work humbly together to serve all our communities and deliver services in a manner that shows that we are proud to be a part of Bergrivier Municipality. We stand by our **vision**: *"Bergrivier! A prosperous community where all want to live, work, learn and play in a dignified manner."*

We will continue to work together with all our strategic partners and build long-lasting relationships for the benefit of all our communities. We truly serve with pride.

**ADV HANLIE LINDE**  
**MUNICIPAL MANAGER**

## EXECUTIVE SUMMARY

### INTRODUCTION

Bergrivier Municipality is one of 30 municipalities in the Western Cape and is known for its beautiful agricultural landscapes with vast wheat fields, sandy areas known for potato growing and immensely picturesque mountains where fruit for the export market is grown. It further has a beautiful untouched coastline with historical industries such as “bokkoms” (Salted dried fish).

Like most South African areas, Bergrivier, must, however, also be seen against the backdrop of a series of interrelated challenges flowing from the slowdown in economic growth, reduced employment, impacts of climate changes and serious social ills facing the wellbeing of our communities.

All municipalities country wide must prepare strategies through the Fifth Generation Integrated Development Plans (IDP) for the 2022/23 – 2026/2027 financial years. IDP’s must be prepared within the ambit of legal frameworks and compliance, but the most important philosophical principle for IDP’s stays the development of a strategy to **bring about change for the better of all who live in Bergrivier Municipal Area**. This strategy must therefore clearly identify a vision with measurable strategic goals and objectives to achieve the vision and thereby unlocking the full potential for all residents. As Bergrivier Municipality cannot achieve the vision on its own, it is important to align the strategy with the National Development Plan (NDP), which commits South Africa to ending poverty by 2030; as well as to the Medium-Term Strategic Framework, (the national implementation framework for the NDP). The IDP of Bergrivier Municipality must also be aligned with the Provincial Growth Strategy and Provincial Spatial Development Framework – a critical enabler for development – and the longer-term OneCape 2040 vision.

Integrated Development Planning is therefore a participatory process aimed at developing a strategic plan that guides all planning, budgeting, management and decision-making in a municipality. It entails the entire municipality and all its citizens finding the best solutions to achieve long term sustainable development. Important aspects of the IDP include the fact that:

- It is a legislated process;
- It is a five-year strategic plan;
- It is the principle strategic planning and development document of the Municipal Area; and
- It must be developed to respond to the needs identified by the community, as well as institutional requirements that will enable the municipality to address these needs.

The Fifth Generation Integrated Development Plan (IDP) was approved by Council in May 2022 and this document represents a review of the approved IDP for the 2024/25 financial year. As the Municipal Spatial Development Framework was reviewed and amended, this review process will lead to an amendment to the IDP.

The IDP comprises 10 Chapters and the following diagram depicts the integration of the various chapters. This will be followed by a brief overview of the content of each chapter.



## OVERVIEW OF THE CHAPTERS CONTAINED IN THE INTEGRATED DEVELOPMENT PLAN

The following is a brief overview of each chapter:

### CHAPTER 1: PURPOSE OF THE IDP

Integrated development planning is both a process and a plan that is undertaken in terms of legislation and within the parameters of National, Provincial and District planning frameworks. The integrated development planning process is a consultative process that solicits input from a wide range of stakeholders.

The IDP process aims to identify and prioritise municipal, and community needs and integrate them into a singular local level plan which indicates how resources will be allocated to address these needs over the five-year cycle of the IDP. The IDP also identifies critical development needs which fall within the functional mandate of the West Coast District Municipality, National and Provincial Government Departments and their

Public Entities and indicates how these needs will be addressed in the short, medium and long term (where information is available) and how they align to municipal planning.

## CHAPTER 2: VISION, MISSION, STRATEGIC GOALS, STRATEGIC OBJECTIVES AND VALUES

### \* **STRATEGY**

Chapter 2 is the most important Chapter of the IDP as it explains the vision, mission, strategic goals and strategic objectives of Bergrivier Municipality. It also sets out the development priorities. Bergrivier Municipality's strategy remains a high-level strategy that links IDP strategic goals and strategic objectives to functional development priorities. Development priorities derive from community needs, institutional needs and the Municipal Frameworks and Sector Plans. Key Performance Indicators have been developed to measure the extent to which we have achieved our strategic objectives.

### \* **VISION AND MISSION**

The vision and mission of Bergrivier Municipality have been confirmed by Council. They are as follows:

#### **VISION**

Bergrivier: a Prosperous community where all want to a live, work, learn and play in a dignified manner.

Bergrivier: 'n Vooruitstrewende gemeenskap waar almal wil leef, werk, leer en speel op 'n menswaardige manier.

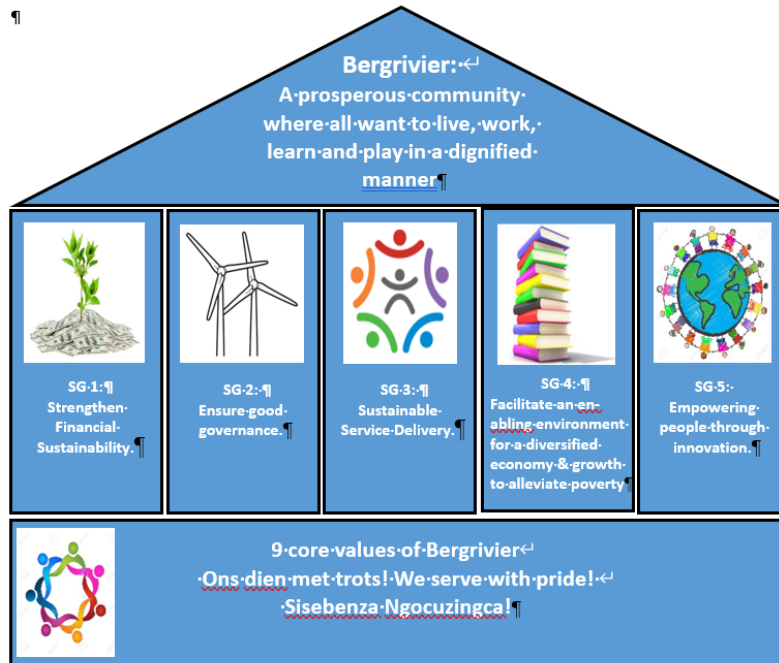
#### **MISSION**

Commitment to sustainable development and the delivery of services that are responsive to the developmental needs of all communities in Bergrivier Municipality.

### \* **GOALS, OBJECTIVES AND DEVELOPMENT PRIORITIES**

The following table sets out the newly formulated strategic goals and strategic objectives. These goals and objectives have been aligned with the National and Provincial strategic goals to ensure that certain areas enjoy dedicated attention and will have an impact on addressing developmental aspects.

**FIGURE 1: STRATEGIC GOALS**



**TABLE 1: STRATEGIC GOALS AND OBJECTIVES**

STRATEGIC GOAL	STRATEGIC OBJECTIVES
Strengthen financial sustainability	To budget strategically
	Entrench the Long-Term Financial Plan in the planning, implementation and management of the organisation
	Diversify revenue and ensure value for money services
	Ensure sustainable financial risk and asset management
	Diversify by sourcing grant funding to support projects, programmes and initiatives of Council
	Ensure transparency in financial management by ensuring that all financial records are accurate, reliable and timely
STRATEGIC GOAL	STRATEGIC OBJECTIVES
Ensure good governance	Create an efficient, effective, economic and accountable administration.
	Provide a transparent and corruption free municipality.
	Accountable leadership supported by professional and skilled administration.
	Communicate effectively with the public
	A customer centred approach to everything.
STRATEGIC GOAL	STRATEGIC OBJECTIVES

Sustainable service delivery	Develop and provide bulk infrastructure within the climate change risks.
	Maintain existing bulk infrastructure and services.
	Develop, manage and regulate the built environment.
	Source alternative sources of energy in the context of national electricity provision.
	Conserve and manage the natural environment and mitigate the impacts of climate change.
<b>STRATEGIC GOAL</b>	<b>STRATEGIC OBJECTIVES</b>
Facilitate an enabling environment for a diversified economy and growth to alleviate poverty.	Improve the regulatory environment for ease of doing business.
	Promote tourism.
	Alleviate poverty through job creation in municipal driven projects and programmes.
	Ensure all policies and systems in Bergrivier Municipality support poverty alleviation.
	Attract investment through catalytic infrastructure.
<b>STRATEGIC GOAL</b>	<b>STRATEGIC OBJECTIVES</b>
Empowering people through innovation.	To promote healthy lifestyles through the provision of sport, recreational and other facilities and opportunities.
	Promote continued partnerships for youth development.
	Promote a safe environment for all who live in Bergrivier Municipal Area.
	Develop a Master Plan for "Smart Cities" in Bergrivier Municipal Area.

### CHAPTER 3: ALIGNMENT: INTERNATIONAL, NATIONAL, PROVINCIAL AND DISTRICT LEVELS

#### \* LEGAL FRAMEWORK

The IDP is compiled in terms of the following key legislation:

- The Constitution of South Africa, (1996).
- The Local Government: Municipal Systems Act, 2000 (Act 32 of 2000) (Municipal Systems Act) read together with the Municipal Planning and Performance Regulations, Regulation 796 of 2001 (Municipal Planning and Performance Regulations);
- The Local Government: Municipal Finance Management Act, 2003 (Act 56 of 2003) (MFMA).

#### \* PLANNING FRAMEWORK

This IDP aligns to Global, National, Provincial and District Planning Frameworks, the most significant being the following:

**TABLE 2: ALIGNMENT OF FRAMEWORKS**

CATEGORY	FRAMEWORK
Global planning Frameworks	* 2030 Agenda for Sustainable Development
National Planning Frameworks	* National Development Plan, 2030 * The Medium-Term Strategic Framework: (MTSF) * National Key Performance Areas (KPA) of Local Government
Provincial Planning Frameworks	* Provincial Strategic Plan * One Cape 2040 * Western Cape Spatial Development Plan
District Planning Frameworks	* West Coast District Municipality IDP * Joint District Management Plan.

## CHAPTER 4: 'BASELINE' – A SITUATIONAL ANALYSIS

Bergrivier Municipality is situated in the West Coast District of the Western Cape Province.

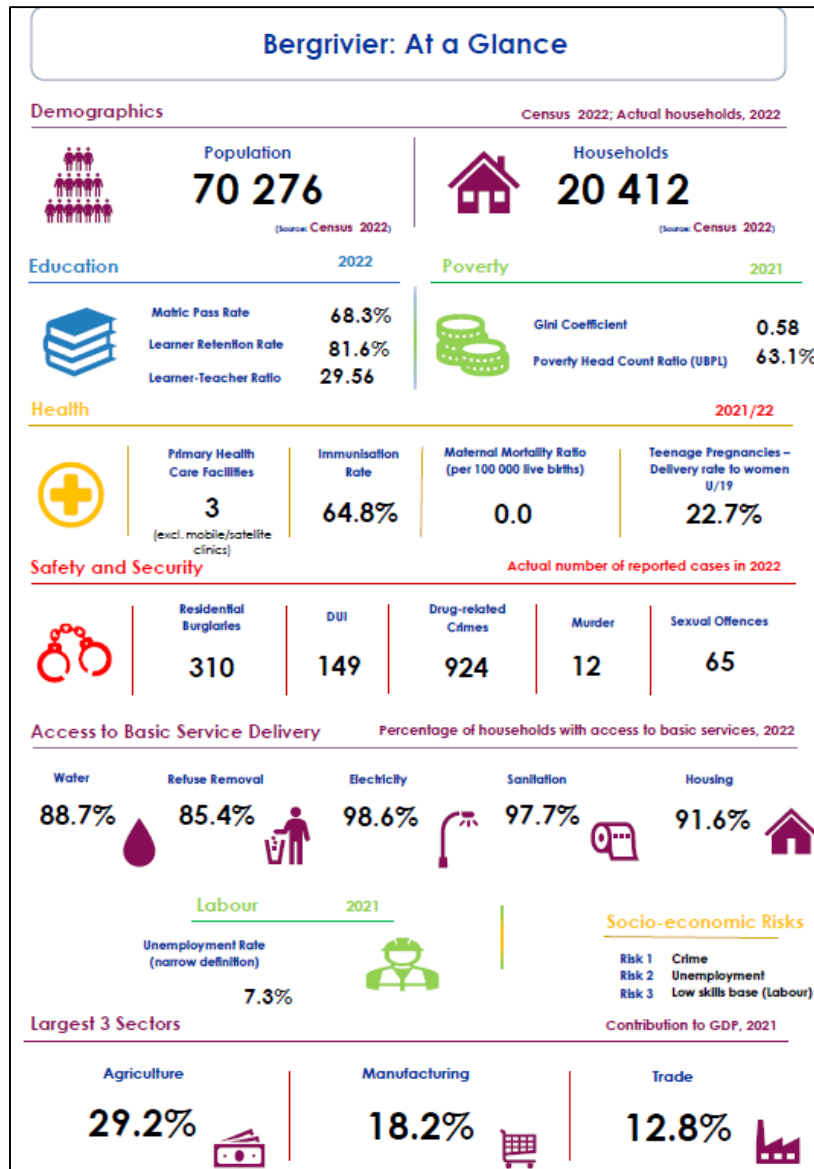
**FIGURE 2: GEOGRAPHICAL LOCATION**

The Municipality covers a geographic area of 4 407.04 km<sup>2</sup>. The Municipality is geographically diverse and includes 9 urban settlements, approximately 40 kilometres of coastline and a vast rural area. The main urban settlements that constitute the Municipality are: Piketberg which is the administrative seat, Porterville, Velddrif (which includes Laiplek and Noordhoek), Dwarskersbos, Eendekuil, Aurora, Redelinghuis, Goedverwacht and Wittewater. Bergrivier Municipality was demarcated into 7 wards for the 2016 Municipal Election in terms of the Municipal Demarcation Act, 1998 (Act 27 of 1998).

Chapter 4 is a very important chapter as it provides a baseline in profiling Bergrivier Municipal Area leading to the formulation of strategic goals and strategic objectives. As this chapter is comprehensive, the dashboard

information from the **Socio-Economic Profile** from Western Cape Provincial Government is used to summarise the chapter:

**TABLE 3: SOCIO-ECONOMIC PROFILE OF BERGRIVIER MUNICIPALITY**



Socio-Economic Profile 2023

## CHAPTER 5: THE PROCESS OF PUBLIC PARTICIPATION

### INTEGRATED DEVELOPMENT PLAN: PROCESS

The IDP process took place in accordance with a Time Schedule of Key Deadlines (Process Plan) that was approved by the Municipal Council in terms of Sections 21(1) (b) and 53(1) (b) of the MFMA read together with Sections 28 and 34 of the Municipal Systems Act. The IDP and budget processes are two distinct but integrally linked processes which must be coordinated to ensure that they consistently align to one another.

The Time Schedule of Key Deadlines (Process Plan) made provision for public participation mechanisms and procedures to allow the public to provide input onto the IDP review.

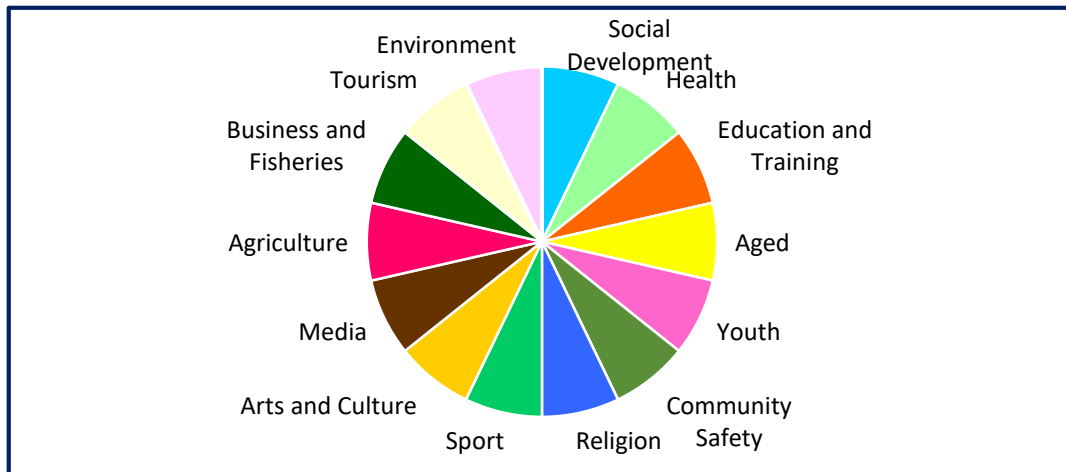
The public participation mechanisms include:



## INDIVIDUAL SECTOR ENGAGEMENTS

The Municipality has embarked on a process of enhancing its public participation through individual sector engagements which are proving to be very effective as they focus on issues as well as ways and means of resolving issues jointly. Sector engagements always commence in September/October of a financial year during which inputs from the sectors are being requested and ends in April/May of the same financial year during which feedback is given on the inputs received. The Municipal Area was divided into the following sectors:

**FIGURE 3: SECTORS IN BERGRIVIER MUNICIPAL AREA**



The Executive Mayor and Municipal Manager normally meet twice annually with sectoral leaders from all sectors to gather input from the community leaders into the strategic direction of the Municipality.

## WARD COMMITTEE MEETINGS

In terms of the approved Time Schedule of Key Deadlines, two series of Ward Committee Meetings are convened as part of the IDP/budget process. The first series of meetings are held in September/October of each financial year and is aimed to identify the various needs and priorities of communities and wards. The second series of Ward Committee Meetings is held in March/April of the same financial year and is aimed to provide Ward Committees with the opportunity to comment on the Draft IDP and Budget.

## TOWN BASED PUBLIC MEETINGS

In terms of the approved Time Schedule of Key Deadlines, two series of town based public meetings are convened as part of the IDP / budget process. The first series of public meetings is held in September/ October of a financial year together with the ward committee meetings to explain the IDP/budget process, and to determine the needs of the communities. The second series of meetings is held in March/April of the same financial year and is aimed at providing the Community with the opportunity to comment on the Draft IDP and Budget.

## IDP REPRESENTATIVE FORUM

On 28 August 2012, the Municipal Council approved the establishment of an IDP Representative Forum in terms of Section 15 of the Local Government: Municipal Planning and Performance Management Regulations of 2001. IDP Representative Forums are convened geographically in 2 of the 3 largest town during September and April of each financial year. The format of the IDP Representative Forum was changed and is normally thematic. Representatives from the District Municipality, Provincial Government Departments, Ward Committees, NGO's and Sector Representatives are normally invited together with sector leaders in the community. The workshops aim to re-affirm critical development challenges and identify potential game changers and interventions. This forum is facilitated jointly by the Executive Mayor and the Municipal Manager and strategically used to unite all key stakeholders in the whole of Bergrivier Municipal Area behind the vision and Integrated Development Plan.

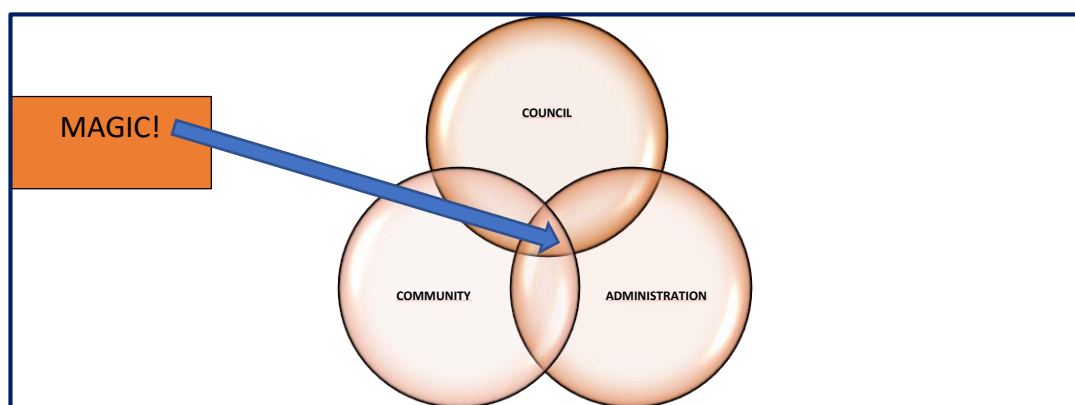
## CHAPTER 6: NEEDS IDENTIFIED THROUGH PUBLIC PARTICIPATION PROCESS

A comprehensive process has been followed over the last few years to determine the real needs of the communities, including needs addressed by sector departments. These needs have been captured in a spreadsheet with filters. Needs that can be addressed by operational daily processes, will also be addressed. These needs are being reviewed on an annual basis and the reviewed needs have been included in Chapter 6.

## CHAPTER 7: SECTOR PLANS AND OTHER FRAMEWORKS

### \* COMPOSITION OF THE MUNICIPALITY

Bergrivier Municipality is established in terms of Section 12 of the Local Government: Municipal Structures Act, 1998 (Act 117 of 1998) as a Municipality with an Executive Mayoral System combined with a Ward Participatory System. Section 2(b) of the Municipal Systems Act states that a Municipality is constituted by its political structures, administration and community.



At Bergrivier Municipality we believe that we are 3 equal partners and that when we work seamlessly together, that is where the magic happens.

Political structures include:

- The Municipal Council which comprises 13 Councillors, seven of whom are Ward Councillors and six of whom are Proportional Representation (PR) Councillors;

- The Office of the Speaker: the Speaker is the Chairperson of the Municipal Council;
- The Executive Mayor and Executive Mayoral Committee; and
- Portfolio Committees for each Directorate.

The Administration, which comprises the Office of the Municipal Manager and 4 Directorates, namely a Corporate Services, Community Services, Technical Services and Financial Services Directorates. The Senior Management positions are all filled. Bergrivier Municipality is fortunate that all Section 57 appointments (Directors) are permanent positions.

Community Structures include Ward Committees, the IDP Representative Forum and Sector Engagements, Community Policing Forums, SMME Forums and many more where the municipality engage meaningfully with community leaders and – members.

#### \* POWERS AND FUNCTIONS

Section 156, read together with Schedules 4B and 5B of the Constitution sets out the functions of a Municipality. Section 84 of the Municipal Structures Act regulates the division of these functions between the District and Local Municipality.

#### \* HIGH LEVEL FRAMEWORKS AND SECTOR PLANS

The Municipality has several high-level frameworks and sector plans that must be read in conjunction with this newly formulated fourth generation IDP. These are frameworks and plans that are required in terms of legislation. The table below provides an overview of these frameworks and plans and the status thereof.

**TABLE 4: HIGH LEVEL FRAMEWORKS AND SECTOR PLANS**

FRAMEWORK / SECTOR PLAN	STATUS
Spatial Development Framework (SDF) (2024).	Approved by the Municipal Council on 25 March 2024)
Revised Disaster Management Plan (DMP) and Risk Preparedness Plans (Contingency Plans)	Approved by Municipal Council in May 2016 and revised in 2019/20.
Human Settlements Pipeline (HSP)	Approved by the Municipal Council in 2021.
Water Services Development Plan (WSDP)	A revised WSDP has been developed and approved for the years 2017 – 2023.
Integrated Waste Management Plan (IWMP)	A 4 <sup>th</sup> Generation IWMP was approved 30 July 2019. Audit Report was approved 25 January 2022.
Bergrivier Municipal Second-Generation Coastal Management Programme, 2019-2024	Adopted by Council in November 2019
Integrated Transport Plan. (ITP)	Approved by Council 2019 - 2024.
Municipal Infrastructure Plan (MIP)	A process to update masterplans commenced in 2023

FRAMEWORK / SECTOR PLAN	STATUS
Groot Berg River Estuary Draft Estuarine Management Plan	Draft, August 2021. The National Estuarine Management Protocol identifies Cape Nature as the Responsible Management Authority. Client: Western Cape Government, Department of Environmental Affairs & Development Planning
Community and Rural Safety Plan (CRSP)	Approved on 30 March 2021.
Air Quality management Plan, (2019-2024)	Adopted by Council in November 2019
Strategic Risk Register (RR).	Approved by the Municipal Council annually
Information Communication Technology Plan & Strategy)	Currently being reviewed
Employment Equity Plan (EE)	Plan covers a 5-year period- 1 December – 30 September 2024
Workplace Skills Plan (WSP)	Reviewed annually
LED Strategy	Approved by the Municipal Council in 2021
Bergrivier Municipality Biodiversity Report	Approved by the Municipal Council in 2010.
Local Biodiversity Strategic And Action Plan (LBSAP)	Approved by the Municipal Council .
Climate Change Adaption Plan (CCAP)	Approved by the Municipal Council in 2023.
The Bergrivier Municipality: Invasive species monitoring, control and eradication plan	Approved and adopted by Mayco on 11 June 2020.

\* **PROGRAMMES, SYSTEMS AND BY-LAWS**

The Municipality also has several programmes, plans and systems in place namely:

**INTEGRATED MUNICIPAL INFORMATION SYSTEM**

- Bergrivier Municipality identified the need for an integrated document and records management system that supports the medium to long term information needs of the municipality. This was addressed by a fully functional IMIS system. Furthermore, greater attention was given to the governance of IT through the policies and applications that are in operation.

**COMMUNICATION**

- The Municipality publishes bi-annual newsletters to inform residents about important municipal matters and has its own website [www.bergmun.org.za](http://www.bergmun.org.za) on which news, general information, public documents and calls for tenders and quotes are placed.

**PERFORMANCE MANAGEMENT**

- Performance Management is done in terms of the Performance Management Policy approved in 2023. The Performance Management System is an internet-based system that uses the approved Service Delivery Budget Implementation Plan (SDBIP) as it's basis. The SDBIP is a layered plan comprising a Top Layer SDBIP and Departmental SDBIPs. The Top Layer SDBIP is developed following the approval

of the budget and comprises quarterly high-level service delivery targets. Performance reporting on the Top Layer SDBIP is done to the Mayoral Committee and Council on a quarterly, half yearly (Mid-year Budget and Performance Assessment Report) and annual basis (Annual Report). These performance reports are made available on our website. The Ignite system is being used for performance management.

#### **COMPLIANCE MANAGEMENT**

- Compliance is managed through an internet-based compliance management system, Eunomia, and reports on compliance is submitted regularly.

#### **AUDIT QUERY MANAGEMENT**

- The management of internal and external audit queries is managed through an internet-based audit query management system from Ignite, namely Audit Assist. A report on outstanding audit queries is submitted to the Performance, Risk and Audit Committee and relevant Portfolio Committee on a quarterly basis.

#### **RISK MANAGEMENT**

- The Municipality's risks are managed in terms of a strategic and operational risk register which is managed through an internet-based risk management system. A report on the management of risks is submitted to the Risk Committee and relevant Portfolio Committee on a quarterly basis.

#### **COMMUNITY DEVELOPMENT**

- Bergrivier Municipality is committed to the Constitutional mandate of Local Government to view all functions of Municipalities through the lens of the objects for local government as provided in Section 152 of the Constitution of South Africa. This section stipulates that the promotion of social and economic development is an important object that Municipalities must consider while delivering on their services. It is our function to know where the needs are and to know and explore the resources to fulfil these needs, and then to bring these two together through effective networking, co-operation and the building of sustainable partnerships;

#### **MUNICIPAL BY-LAWS**

- By-laws are in place and are revised as and when required.

### **CHAPTER 8 MUNICIPAL PROGRAMMES LINKED TO STRATEGIC GOALS**

The municipality as the enabler and facilitator of the Integrated Development Plan needs to plan programmes and projects for the period 2022 – 2027. These plans must be linked to the strategic goals and objectives as outlined in Chapter 2 and must ensure that the identified goals and objectives are being reached. These programmes/projects can at the time of drafting the IDP either be funded or unfunded but needs to be incorporated into the IDP to ensure that the planning process is complete. Funding for the unfunded programmes/projects necessarily needs to be sourced.

## CHAPTER 9: THE ALIGNMENT OF THE IDP WITH THE BUDGET

**\* BUDGET INTEGRATION**

The Fifth Generation IDP is characterized by a concerted effort to ensure that the IDP and the budget are aligned and that the needs identified by the communities are reflected in the budget. Considerable research was also done by the Directorate Technical Services to determine the status quo of bulk infrastructure in Bergrivier as to determine affordability and sustainability of services in future.

The following table sets out the Municipality's capital expenditure over the next three years:

**TABLE 5: CAPITAL EXPENDITURE OVER 3 YEARS**

Final Budget 23/24	Adjustment Budget 23/24	Final Budget 24/25	Final Budget 25/26	Final Budget 26/27
102,440,609.00	114 528 550,00	75 594 298,00	80 177 696,00	74 830 956,00

The following table sets out the capital expenditure per town:

**TABLE 6: CAPITAL EXPENDITURE PER TOWN**

TOWN	Sum of Final Budget 23/24	Sum of AdjBud. 23/24	Sum of Final Budget 24/25	Sum of Final Budget 25/26	Sum of Final Budget 26/27
AR	65 217,00	69 565,00	750 691,00	250 000,00	-
AU	80 000,00	80 000,00	850 000,00	2 120 000,00	60 000,00
AUR	190 000,00	454 000,00	60 000,00	300 000,00	1 300 000,00
BR	28 026 000,00	32 758 424,00	22 812 913,00	18 181 565,00	12 643 174,00
DKB	1 015 000,00	2 670 000,00	-	1 200 000,00	500 000,00
EK	3 539 000,00	3 626 105,00	200 000,00	1 450 000,00	6 000 000,00
PB	45 618 739,00	48 799 195,00	30 993 608,00	10 310 000,00	5 510 000,00
PV	13 482 609,00	16 559 692,00	6 363 159,00	2 740 000,00	8 442 696,00
PV & PB & VD	160 000,00	60 000,00	-	-	-
RH	2 042 957,00	1 906 265,00	1 596 568,00	9 125 696,00	4 939 521,00
VD	8 221 087,00	7 545 304,00	11 967 359,00	34 500 435,00	35 435 565,00
<b>Grand Total</b>	<b>102 440 609,00</b>	<b>114 528 550,00</b>	<b>75 594 298,00</b>	<b>80 177 696,00</b>	<b>74 830 956,00</b>

Projects listed as Bergrivier are projects where the funding will be allocated to two or more towns or the Municipal Area in its totality.

## CHAPTER 10: PERFORMANCE MANAGEMENT

The implementation of this IDP will be measured by outcomes based key performance indicators whereas the output based KPI's will be contained in the Municipality's Service Delivery Budget Implementation Plan (SDBIP). The prescribed KPI's is described in Chapter 10, and the intention is to measure the impact of the IDP at the end of the term of office of the Council.

## CHAPTER 1 - THE PURPOSE OF THE FIFTH GENERATION INTEGRATED DEVELOPMENT PLAN

Redelinghuis: The Town with Pictures  
Photographer unknown. Photo provided.





## THE FIFTH GENERATION INTEGRATED DEVELOPMENT PLAN

The Integrated Development Plan (IDP) is a ***process and a plan*** that is undertaken in terms of legislation and within the parameters of National, Provincial and District planning frameworks. The integrated development planning process is a consultative process that solicits input from a wide range of stakeholders including communities, community organisations, business sectors, relevant departments from the various spheres of government and departments within the municipality.

The IDP process aims to identify and prioritise community needs – and therefore municipal needs - and integrate them into a singular local level plan which indicates how municipal resources will be allocated to address these needs over the five-year cycle of the IDP.

The IDP also identifies critical development needs which fall within the functional mandate of the West Coast District Municipality, National and Provincial Government Departments and their public entities and indicates how these needs will be addressed in the short, medium and long term (where information is available) within the municipal area of jurisdiction and how these plans will align to municipal planning.

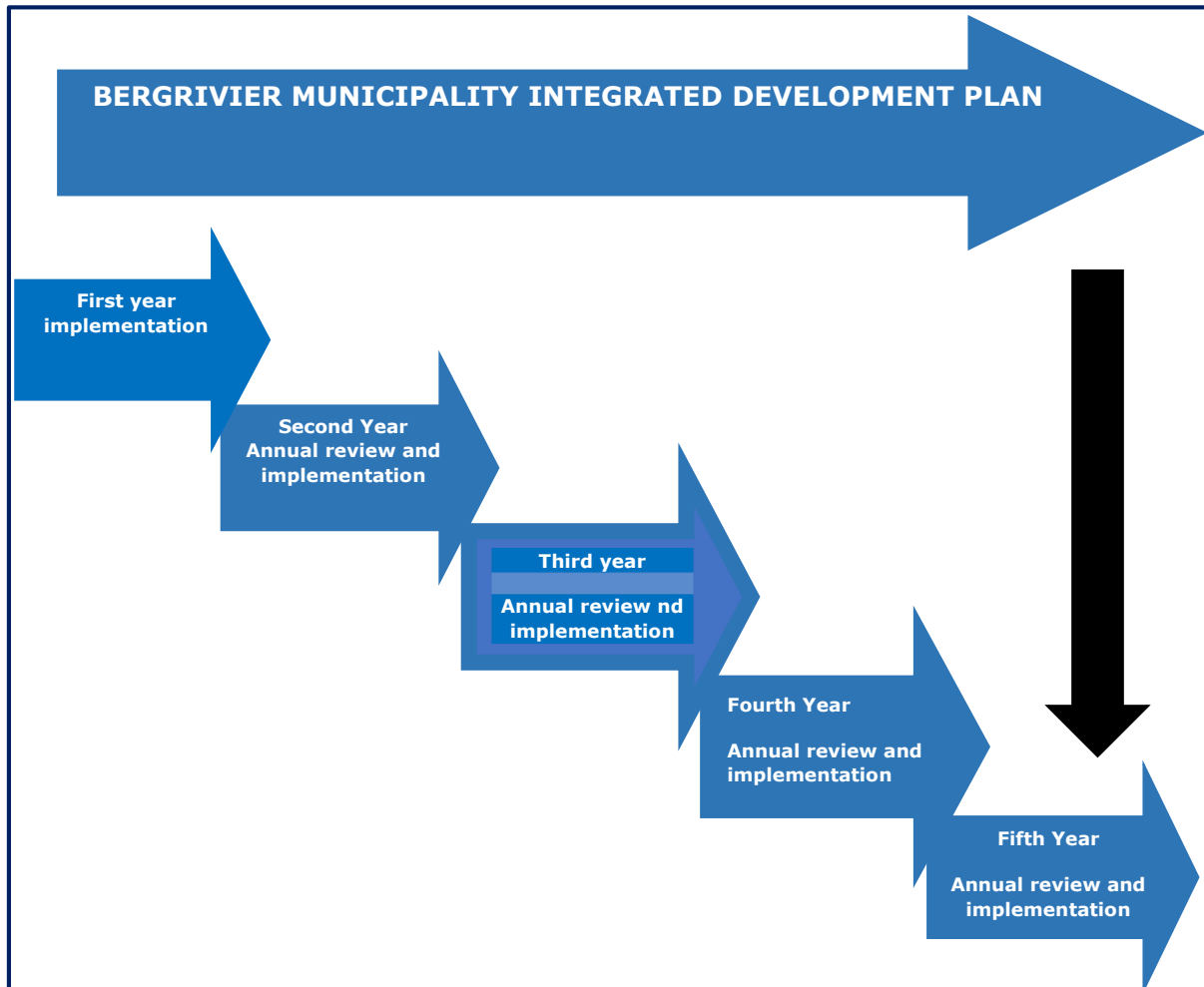
IDP's for the term of office of the newly elected municipal councils that commence in November 2022, are referred to as the Fifth generation IDP as it is the fifth IDP cycle since 2000. The essence of the Fifth Generation IDP is that it is a:

*“Single window of co-ordination” for:*

- \* Internal relationships within municipalities;
- \* Relationships between local and district municipalities, neighbouring municipalities and other spheres of government; and
- \* Relationships between local municipalities, other key stakeholders and the broader community.

The following diagram indicates the lifespan of the Fifth Generation IDP, the way it will be reviewed and the stage in the process reflected by this document.

FIGURE 4: LIFE SPAN OF THE IDP



## 1.1 LEGAL FRAMEWORK

This IDP is compiled in terms of the following key legislation:

- \* The Constitution of the Republic of South Africa, 1996 (the Constitution).
- \* The Local Government: Municipal Systems Act, 2000 (Act 32 of 2000) (Municipal Systems Act) read together with the Local Government: Municipal Planning and Performance Management Regulations, RGN 796, 2001 (Municipal Planning and Performance Management Regulations); and
- \* The Local Government: Municipal Finance Management Act, 2003 (Act 56 of 2003) (MFMA).

### 1.1.1 THE CONSTITUTION

Sections 40 and 41 of the Constitution require the three spheres of government (National, Provincial and Local) to co-operate with one another and adhere to the principles of co-operative government and inter-governmental relations.

Section 152 (1) of the Constitution sets out the objects of local government namely:

- To provide democratic and accountable government for local communities;
- To ensure the provision of services to the communities in a sustainable manner;
- To promote social and economic development;

- To promote a safe and healthy environment; and
- To encourage the involvement of communities and community organisations in the matters of local government.

Municipalities must therefore give effect to their developmental duty which requires them to structure and manage their administration, budgeting and planning processes in a manner that gives priority to the basic needs of the community whilst promoting social and economic development of the community. Municipalities must also participate in National and Provincial Development Programmes (Section 153). The powers and functions of municipalities are set out in Schedules 4B and 5B of the Constitution, and the application of these schedules to Bergrivier Municipality is elaborated on under Chapter 8 of this document.

### 1.1.2 THE MUNICIPAL SYSTEMS ACT

Integrated development planning is regulated by Chapter 5 of the Municipal Systems Act, 2000 (Act 32 of 2000). This Chapter must be read together with Chapter 6 which regulates Performance Management as well as the Municipal Planning and Performance Management Regulations.

The main provisions of Chapter 5 (Integrated Development Planning) are set out below:

- Municipalities must undertake developmentally orientated planning to ensure that they strive to achieve the local government objects as set out in Section 152 of the Constitution;
- Municipalities must work together with other organs of state to contribute to the progressive realisation of the fundamental rights to environment, property, housing, health care, food, water and social security as well as education, as contained in the Bill of Rights, Chapter 2 of Constitution.
- Each municipal council must adopt a single, inclusive and strategic plan for the development of the municipality within a prescribed period after the start of its elected term (Section 25 (1));
- The IDP must contain the following core components (Section 26):
  - The municipal council's vision for the long-term development of the municipality that emphasises its critical development and internal transformation needs; (See Chapter 2 of the IDP);
  - An assessment of the existing level of development in the municipality, including the identification of communities who do not have access to basic municipal services; (See Chapter 4 of the IDP);
  - The municipal council's development priorities and objectives for its elected term, including its local economic development and internal transformation needs; (See Chapter 8 of the IDP);
  - The municipal council's development strategies which must be aligned with any National and Provincial sector plans and planning requirements binding on the Municipality in terms of legislation;
  - A Spatial Development Framework (SDF) which must include basic guidelines for a land use management system of the municipality; (See Chapter 3 of the IDP);
  - The municipal council's operational strategies; (See Chapter 8 of the IDP);
  - Disaster Management plans; (See Chapter 7 of the IDP);

- A financial plan, which must include a budget projection for at least the next three years; (See Chapter 9 of the IDP);
- Key performance indicators (KPI) and performance targets determined in terms of section 41; (See Chapter 10 of the IDP);
- District municipalities must in consultation with local municipalities adopt a framework for integrated development planning in the area within a prescribed period, which binds both the District and Local Municipalities (Section 27);
- Each municipal council must adopt a process plan which sets out how it will plan, draft, adopt and review its IDP within a prescribed period. This process plan must align to the District Municipality's Framework (Section 28);
- The IDP process must include procedures and mechanisms through which the municipality can consult with the community on their development needs and priorities and enable them to participate in the drafting process. It must also provide for the identification of all plans and planning requirements binding on the municipality in terms of Provincial and National legislation (Section 29) (See Chapter 5 of the IDP);
- Municipalities must review their IDP's annually (Section 34);
- Municipalities must give effect to their IDP and conduct their affairs in a manner consistent with their IDP (Section 36); and
- Section 38 defines the status of an IDP and provides that it is the principal strategic planning instrument of the municipality that guides and informs all planning and development and all decisions pertaining to planning, management and development in the municipality. It also binds the municipality in the exercise of its executive authority.

The main provisions of Chapter 10 (Performance management) are set out below:

- Municipalities must set appropriate Key Performance Indicators (KPI's) to measure their performance in relation to the development priorities and objectives set out in the Integrated Development Plan (Section 41); and
- Municipalities must include the General Key Performance Indicators prescribed by the Municipal Planning and Performance Regulations, Regulation 796 of 2001 (Section 43).

### 1.1.3 THE MUNICIPAL PLANNING AND PERFORMANCE MANAGEMENT REGULATIONS

The main provisions of the Municipal Planning and Performance Management Regulations in so far as they relate to integrated development planning are set out below:

- The IDP must include the municipality's institutional framework, investment initiatives in the municipality, development initiatives in the municipality, all known projects plans and programmes to be implemented in the municipality by any organ of state and the Municipality's key performance indicators. The IDP must

also contain a financial plan and must reflect the municipality's spatial development framework (SDF) (Section 2);

- The municipality's IDP must inform its annual budget which must in turn be based on the development priorities and objectives set by the municipal council for its elected term of office, including its local economic development and institutional transformation needs (Section 6).

The main provisions of the Municipal Planning and Performance Management Regulations in so far as they relate to Performance Management are set out below:

- The municipality must set key performance indicators, including input, indicators, output indicators and outcome indicators, in respect of all development priorities and objectives in the IDP. Key performance indicators must be measurable, relevant, objective and precise. These key performance indicators must inform the development of indicators for the entire Municipality's administrative units and employees, as well as every municipal entity and service provider with whom the municipality has entered into a service delivery agreement (Section 9);
- Section 10 sets out the General Key Performance Indicators referred to under Section 43 of the Municipal Systems Act. These include:
  - a) The percentage of households with access to basic level of water, sanitation, electricity and solid waste removal;
  - b) the percentage of households earning less than R 1 100 per month with access to free basic services; (Note: The Council of Bergrivier Municipality determined indigent households where the joint income does not exceed 2 state pensions plus 40 % with a maximum of R 5 000 per month).
  - c) the percentage of a municipality's capital budget spent on capital projects identified for a particular financial year in terms of the municipality's integrated development plan;
  - d) the number of jobs created through the municipality's local economic development initiatives, including capital projects;
  - e) the number of people from employment equity target groups employed in the three highest levels of management in compliance with the municipality's approved employment equity plan;
  - f) the percentage of a municipality's budget spent on implementing its workplace skills plan; and
  - g) Financial viability as expressed by the following ratios:
    - (i)  $A = \frac{B-C}{D}$   
 'A' represents **debt coverage**.  
 'B' represents total operating revenue received.  
 'C' represents operating grants.  
 'D' represents debt service payments (i.e., interest + redemption) due within the financial year;
    - (ii)  $A = \frac{B}{C}$

'A' represents outstanding **service debtors to revenue**.

'B' represents total outstanding service debtors.

'C' represents annual revenue received for services.

(iii) 
$$A = \frac{B+C}{D}$$

'A' represents **cost coverage**.

'B' represents all available cash at a particular time.

'C' represents investments.

'D' represents monthly fixed operating expenditure.

- The Municipality must review its key performance indicators on an annual basis during the annual performance review process as well as when it amends its integrated development plan in terms of section 34 of the Systems Act (Section 11).

- Section 15 sets out the way community participation must take place in respect of integrated development planning and performance management and states that:

*“(1) (a) In the absence of an appropriate municipal wide structure for community participation, a municipality must establish a forum that will enhance community participation in–*

- (i) the drafting and implementation of the municipality’s integrated development plan: and*
- (ii) the monitoring, measurement and review of the municipality’s performance in relation to the key performance indicators and performance targets set by the municipality.*

- (b) Before establishing a forum in terms of paragraph (a), a municipality must, through appropriate mechanisms, invite the local community to identify persons to serve on the forum, including representatives from ward committees, if any.*

- (c) A forum established in terms of paragraph (a) must be representative of the composition of the local community of the municipality concerned.*

- (2) A municipality must–*

- (a) convene regular meetings of the forum referred to in sub regulation (1) to–*

- (i) discuss the process to be followed in drafting the integrated development plan;*
- (ii) consult on the content of the integrated development plan;*
- (iii) monitor the implementation of the integrated development plan;*
- (iv) discuss the development, implementation and review of the municipality’s performance management system; and*
- (v) monitor the municipality’s performance in relation to the key performance indicators and performance targets set by the municipality: and*

- (b) *allow members of the forum at least 14 days before any meeting of the forum to consult their respective constituencies on the matters that will be discussed at such a meeting.*
- 3) *A municipality must afford the local community at least 21 days to comment on the final draft of its integrated development plan before the plan is submitted to the council for adoption”.*

#### 1.1.4 MUNICIPAL FINANCE MANAGEMENT ACT (MFMA)

Section 21 of the Municipal Finance Management Act, 2003 (Act 56 of 2003) regulates the budget preparation process and requires the mayor of a municipality to co-ordinate the processes of preparing the annual budget and reviewing the municipality’s integrated development plan and budget related policies to ensure that the tabled budget and any revisions of the integrated development plan and budget-related policies are mutually consistent and credible.

The mayor must at least 10 months before the start of the budget year, table in the municipal council a time schedule outlining key deadlines for:

- i. the preparation, tabling and approval of the annual budget;*
- ii. the annual review of the integrated development plan in terms of Section 34 of the Municipal Systems Act;*
- iii. budget-related policies; and*
- iv. any consultative processes forming part of the processes referred to in subparagraphs (i), (ii) and (iii)”.*

Section 53(1)(b) provides that the mayor of a municipality must co-ordinate the annual revision of the integrated development plan in terms of Section 34 of the Municipal Systems Act and the preparation of the annual budget and determine how the integrated development plan is to be considered or revised for the purposes of the budget.

## CHAPTER 2: VISION, STRATEGIC GOALS, STRATEGIC OBJECTIVES AND VALUES OF BERGRIVIER MUNICIPALITY



Sunset in Velddrif

Photographer: Karen van Niekerk



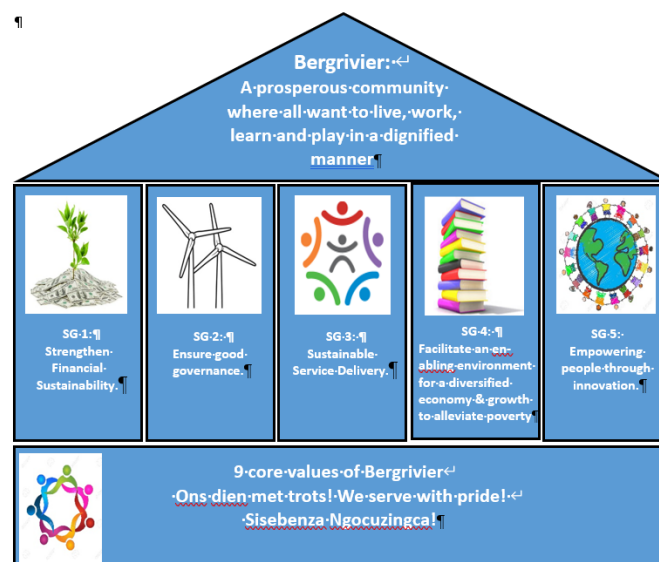
## 2.1 INTRODUCTION: VISION, MISSION AND STRATEGIC OBJECTIVES: 2017 - 2022

This Chapter sets out the strategic direction of Bergrivier Municipality for the 2022 – 2027 IDP cycle and is the most important part of the IDP. The Council of Bergrivier reviewed the vision and mission in August 2022 to firstly facilitate better alignment to the Key Performance Areas of Local Government, the National Development Plan (2030) and the Constitutional Objectives of Local Government and secondly to ensure alignment with the political mandate of Council.

The process needs to facilitate improved integration between the IDP and the budget (specifically that budgets are aligned with the developmental needs as identified and prioritized by communities) and with performance management as to ensure continuous monitoring of the implementation of the IDP through in-year performance reporting (as prescribed by National Treasury).

The strategy of Bergrivier Municipality remains a high-level strategy that links the IDP goals and strategic objectives to functional development priorities. Development priorities derive from community needs, institutional needs and the Municipal Frameworks and Sector plans referred to in Chapter 7 and Chapter 8 of the IDP.

Chapter 10 contains the Municipality’s Key Performance Indicators that will enable the Municipality to measure to what extent it has delivered on its development priorities and in so doing achieved its strategic objectives. The following is a visual representation of the vision and the newly formulated strategic goals of Bergrivier Municipality:



## 2.2 VISION AND MISSION

### ***The vision of Bergrivier Municipality is:***

*“Bergrivier: a prosperous community where all want to a live, work, learn and play in a dignified manner.” Or in Afrikaans “Bergrivier: ‘n vooruitstrewende gemeenskap waar almal wil leef, werk, leer en speel op ‘n menswaardige manier”.*

***The mission of Bergrivier Municipality is:***

*“Commitment to sustainable development and the delivery of services that are responsive to the developmental needs of all communities in Bergrivier Municipality.”*

## 2.3 CORE VALUES

The core values of Bergrivier Municipality are:

- ❖ We are all part of Bergrivier Municipality;
- ❖ We strive to render good service to ensure that all people can live together in a dignified manner;
- ❖ We are unashamedly pro-poor;
- ❖ We are ethical;
- ❖ We believe in good relationships;
- ❖ We believe in close innovative partnerships;
- ❖ We believe in social and economic development of the area;
- ❖ We are disciplined;
- ❖ We care about our work and our colleagues; and
- ❖ We serve with pride.

## 2.4 DEVELOPMENT PRIORITIES

The development priorities of Bergrivier Municipality are based on:

- Municipal frameworks and sector plans which have been approved by the Municipal Council (See Chapter 7);
- Existing programmes, systems and by-laws (See Chapter 7 and 8);
- A Mayoral Committee and management strategic planning session held each financial year.
- The outcomes of the ward committee planning sessions, town-based meetings and IDP representative forum meetings that were scheduled as part of the IDP public participation process (See Chapter 5); and
- Strategic planning sessions of all the Directorates held during each financial year and developed with full cognisance of the developmental needs of the public and institutional needs of the Municipality.

## 2.5 STRATEGIC GOALS AND OBJECTIVES

The Municipality’s strategic goals and objectives are aligned to the core functions of the Fifth Generation IDP. The following is an overview of the strategic goals with the relevant strategic objectives as to ensure that the strategic goals are achieved:

### 2.5.1 STRATEGIC GOAL 1: STRENGTHEN FINANCIAL SUSTAINABILITY

Bergrivier Municipality is committed to ensuring that all governance practices are continuously in place and that all who live in Bergrivier Municipality receive value for money. In the context of this strategic goal, the following strategic objectives have been identified:

**TABLE 7: STRATEGIC GOAL 1**

STRATEGIC GOAL	STRATEGIC OBJECTIVES
Strengthen financial sustainability	To budget strategically
	Entrench the Long-Term Financial Plan in the planning, implementation and management of the organisation
	Diversify revenue and ensure value for money services
	Ensure sustainable financial risk and asset management
	Diversify by sourcing grant funding to support projects, programmes and initiatives of Council
	Ensure transparency in financial management by ensuring that all financial records are accurate, reliable and timely

### 2.5.2 STRATEGIC GOAL 2: ENSURE GOOD GOVERNANCE

Bergrivier Municipality is committed to ensuring that all governance practices are continuously in place and that all who live in Bergrivier Municipality receive value for money. In the context of this strategic goal, the following strategic objectives have been identified:

**TABLE 8: STRATEGIC GOAL 2**

STRATEGIC GOAL	STRATEGIC OBJECTIVES
Ensure good governance	Create an efficient, effective, economic and accountable administration.
	Provide a transparent and corruption free municipality.
	Accountable leadership supported by professional and skilled administration.
	Communicate effectively with the public
	A customer centred approach to everything.

### 2.5.3 STRATEGIC GOAL 3: SUSTAINABLE SERVICE DELIVERY

Bergrivier Municipality is committed to ensuring that all inhabitants of Bergrivier have access to equal basic services and a high level of basic services, infrastructure development and sustainable maintenance that will contribute to the socio-economic growth of the municipal area. In the context of this strategic goal, the following strategic objectives have been identified:

**TABLE 9: STRATEGIC GOAL 3**

STRATEGIC GOAL	STRATEGIC OBJECTIVES
	Develop and provide bulk infrastructure within the climate change risks.

STRATEGIC GOAL	STRATEGIC OBJECTIVES
Sustainable service delivery	Maintain existing bulk infrastructure and services.
	Develop, manage and regulate the built environment.
	Source alternative sources of energy in the context of national electricity provision.
	Conserve and manage the natural environment and mitigate the impacts of climate change.

#### 2.5.4 STRATEGIC GOAL 4: FACILITATE AN ENABLING ENVIRONMENT FOR A DIVERSIFIED ECONOMY AND GROWTH TO ALLEVIATE POVERTY.

Bergrivier Municipality is committed to creating an enabling environment conducive to economic growth, attracting investment and creating local jobs to alleviate poverty. In the context of this strategic goal, the following strategic objectives have been identified:

**TABLE 10: STRATEGIC GOAL 4**

STRATEGIC GOAL	STRATEGIC OBJECTIVES
Facilitate an enabling environment for a diversified economy and growth to alleviate poverty.	Improve the regulatory environment for ease of doing business.
	Promote tourism.
	Alleviate poverty through job creation in municipal driven projects and programmes.
	Ensure all policies and systems in Bergrivier Municipality support poverty alleviation.
	Attract investment through catalytic infrastructure.

#### 2.5.5 STRATEGIC GOAL 5: EMPOWERING PEOPLE THROUGH INNOVATION

Bergrivier Municipality is committed to ensuring to be the leader in creating integrated communities with emphasis on high level education for all, and a safe and healthy life environment, by fostering innovative partnerships with all relevant stakeholders and facilitate a better community for all. In the context of this strategic goal, the following strategic objectives have been identified:

**TABLE 11: STRATEGIC GOAL 5**

STRATEGIC GOAL	STRATEGIC OBJECTIVES
Empowering people through innovation.	To promote healthy lifestyles through the provision of sport, recreational and other facilities and opportunities.
	Promote continued partnerships for youth development.
	Promote a safe environment for all who live in Bergrivier Municipal Area.
	Develop a Master Plan for "Smart Cities" in Bergrivier Municipal Area.

### CHAPTER 3: ALIGNMENT WITH INTERNATIONAL, NATIONAL, PROVINCIAL AND DISTRICT FRAMEWORKS



Verlorenvlei Estuary, Redelinghuis from a different viewpoint  
Photographer unknown: Photo provided.

### 3.1 INTEGRATION WITH INTERNATIONAL, NATIONAL AND PROVINCIAL SECTOR DEPARTMENT PROGRAMMES

The IDP process aims to identify and prioritise community and municipal needs and integrate them into a singular local level plan which indicates how resources will be allocated to addressing these needs over the cycle of the IDP. The IDP therefore also acknowledges and identifies critical development needs which fall within the functional mandate of the West Coast District Municipality, Western Cape Provincial Government and National Government Departments (and their public entities) and indicates how these needs will be addressed in the short, medium and long term (where information is available) by all involved and how they align to municipal planning.

This IDP aligns to Global, National, Provincial and District Planning Frameworks, the most significant being the following:

**TABLE 12: ALIGNMENT OF FRAMEWORKS**

CATEGORY	FRAMEWORK
Global Planning Framework	* Agenda for Sustainable Development
National Planning Frameworks	* National Development Plan 2030 * The Medium-Term Strategic Framework (MTSF) * National Key Performance Areas (KPA) of Local Government
Provincial Planning Frameworks	* Provincial Strategic Plan * One Cape 2040 * Western Cape Spatial Development Plan (WCSDP)
District Planning Framework	* Alignment with West Coast District Municipality IDP * Joint District Management Plan

#### 3.1.1 GLOBAL PLANNING FRAMEWORK

The following paragraphs provide an overview of the Global Planning Framework that this IDP aligns to.

##### 3.1.1.1 2030 AGENDA FOR SUSTAINABLE DEVELOPMENT

This Agenda is a plan of action for people, planet and prosperity. It seeks to strengthen universal peace in larger freedom. The plan recognises that eradicating poverty in all its forms and dimensions, including extreme poverty, is the greatest global challenge and an indispensable requirement for sustainable development. All countries and all stakeholders, acting in collaborative partnership, need to implement this plan. The 17 Sustainable Development Goals and 169 targets demonstrate the scale and ambition of the new universal Agenda. It seeks to build on the Millennium Development Goals and complete what these did not achieve. The focus is also on the human rights of all and to achieve gender equality and the empowerment of all women and girls as it is integrated and indivisible and balance the three dimensions of sustainable development: the

economic, social and environmental. The Goals and targets will stimulate action over the next fifteen years in areas of critical importance for humanity and the planet:

### People

The plan aims to end poverty and hunger, in all its forms and dimensions, and to ensure that all human beings can fulfil their potential in dignity, equality and in a healthy environment.

### Planet

The plan aims to protect the planet from degradation, including through sustainable consumption and production, sustainably managing its natural resources and taking urgent action on climate change, so that it can support the needs of the present and future generations.

### Prosperity

The plan aims to ensure that all human beings can enjoy prosperous and fulfilling lives and that economic, social and technological progress occurs in harmony with nature.

### Peace

The plan aims to foster peaceful, just and inclusive societies which are free from fear and violence. There can be no sustainable development without peace and no peace without sustainable development.

### Partnership

The plan aims to mobilize the means required to implement this Agenda through a revitalised Global Partnership for Sustainable Development, based on a spirit of strengthened global solidarity, focussed on the needs of the poorest and most vulnerable and with the participation of all countries, all stakeholders and all people.

The above goals and discussion can be outlined as follows:

**FIGURE 5: SUSTAINABLE DEVELOPMENT GOALS**



Bergrivier Municipality, in partnership with Heist-op-den-Berg, co-signed the Agenda for Sustainable Development in Antwerp in 2016 as part of the programme to work together for a better world.

### 3.1.2 NATIONAL PLANNING FRAMEWORKS

The following paragraphs provide an overview of the National Planning Framework that this IDP aligns to.

#### 3.1.2.1 NATIONAL DEVELOPMENT PLAN: VISION 2030

The National Development Plan: Vision 2030 (NDP) is a long-term plan for the nation which was released in November 2011, and which focuses on “writing a new story for South Africa”. The NDP was preceded by the National Planning Commission’s Diagnostic Report which was released in June 2011, and which set out South Africa’s achievements and shortcomings since 1994. It identified a failure to implement policies and an absence of broad partnerships as the main reasons for slow progress, and set out nine primary challenges:

1. Too few people work;
2. The quality of school education for black people is poor;
3. Infrastructure is poorly located, inadequate and under-maintained;
4. Spatial divides hinders inclusive development;
5. The economy is unsustainably resource intensive;
6. The public health system cannot meet demand or sustain quality;
7. Public services are uneven and often of poor quality;
8. Corruption levels are high; and
9. South Africa remains a divided society.

The NDP focuses on reducing poverty and inequality by putting in place the basic requirements that people need, to take advantage of available opportunities. The plan prioritises increasing employment and improving the quality of education while advocating an integrated approach to addressing these challenges. The NDP is divided into 15 Chapters. Chapters 3 to 15 set out objectives and actions for 13 strategic outcomes. The table below contains an extract from some of these chapters and shows the objectives and actions that impact on local government and to which the Municipality can contribute.

**TABLE 13: OUTCOMES, OBJECTIVES AND ACTIONS OF THE NDP**

*\*Numbering corresponds with NDP*

CHAPTER	OUTCOME	OBJECTIVES IMPACTING ON LOCAL GOVERNMENT	RELATED ACTIONS*
3	Economy and employment	<ul style="list-style-type: none"> <li>○ Public employment programmes should reach 1 million by 2015 and 2 million people by 2030</li> </ul>	<ul style="list-style-type: none"> <li>○ Remove the most pressing constraints on growth, investment and job creation, including energy generation</li> </ul>



CHAPTER	OUTCOME	OBJECTIVES IMPACTING ON LOCAL GOVERNMENT	RELATED ACTIONS*
			and distribution, urban planning, etc Broaden expanded public works programme.
4	Economic infrastructure	<ul style="list-style-type: none"> <li>○ The proportion of people with access to the electricity grid should rise to at least 90% by 2030, with non-grid options available for the rest.</li> <li>○ Ensure that all people have access to clean, potable water and that there is enough water for agriculture and industry, recognising the trade-offs in the use of water.</li> <li>○ Reduce water demand in urban areas to 15% below the business-as-usual scenario by 2030.</li> <li>○ Competitively priced and widely available broadband.</li> </ul>	<ul style="list-style-type: none"> <li>○ Move to less carbon-intensive electricity production through procuring at least 20 000 MW of renewable energy, increased hydro-imports from the region and increased demand-side measures, including solar water heating.</li> <li>○ Establishing a national, regional and municipal fibre-optic network to provide the backbone for broadband access; driven by private investment, complemented by public funds required to meet social objectives.</li> </ul>
5	Environmental sustainability and resilience	<ul style="list-style-type: none"> <li>○ Absolute reductions in the total volume of waste disposed to landfill each year.</li> <li>○ At least 20 000 MW of renewable energy should be contracted by 2030.</li> </ul>	<ul style="list-style-type: none"> <li>○ Carbon price, building standards, vehicle emission standards and municipal regulations to achieve scale in stimulating renewable energy, waste recycling and in retrofitting buildings.</li> </ul>
8	Transforming human settlements	<ul style="list-style-type: none"> <li>○ Strong and efficient spatial planning system, well integrated across the spheres of government.</li> <li>○ Upgrade all informal settlements on suitable, well-located land by 2030.</li> <li>○ More people living closer to their places of work.</li> <li>○ More jobs in or close to dense, urban townships.</li> </ul>	<ul style="list-style-type: none"> <li>○ Reforms to the current planning system for improved coordination.</li> <li>○ Develop a strategy for densification of cities and resource allocation to promote better located housing and settlements.</li> <li>○ Introduce spatial development framework and norms, including improving the balance between location of jobs and people.</li> </ul>
9	Improving education, training and innovation	<ul style="list-style-type: none"> <li>○ Make early childhood development a top priority among the measures to improve the quality of education and long-term prospects of future generations.</li> </ul>	
11	Social protection	<ul style="list-style-type: none"> <li>○ Ensure progressively and through multiple avenues that no one lives below a defined minimum social floor.</li> <li>○ All children should enjoy services and benefits aimed at facilitating access to nutrition, health care, education, social care and safety.</li> </ul>	<ul style="list-style-type: none"> <li>○ Pilot mechanisms and incentives to assist the unemployed to access the labour market.</li> <li>○ Expand existing public employment initiatives to create opportunities for unemployed.</li> </ul>
12	Building safer communities	<ul style="list-style-type: none"> <li>○ No specific objective</li> </ul>	<ul style="list-style-type: none"> <li>○ Municipalities contribute through traffic policing, bylaw enforcement and disaster management</li> </ul>

CHAPTER	OUTCOME	OBJECTIVES IMPACTING ON LOCAL GOVERNMENT	RELATED ACTIONS*
13	Building a capable and developmental state	<ul style="list-style-type: none"> <li>○ Staff at all levels have the authority, experience, competence and support they need to do their jobs.</li> <li>○ Relations between national, provincial and local government are improved through a more proactive approach to managing the intergovernmental system.</li> </ul>	<ul style="list-style-type: none"> <li>○ Formulate long-term skills development strategies for senior managers, technical professionals and local government staff.</li> <li>○ Use assessment mechanisms such as exams, group exercises and competency tests to build confidence in recruitment systems.</li> <li>○ Use placements and secondments to enable staff to develop experience of working in other spheres of government.</li> <li>○ Use differentiation to ensure a better fit between the capacity and responsibilities of provinces and municipalities. Take a more proactive approach to resolving coordination problems and a more long-term approach to building capacity.</li> <li>○ Develop regional utilities to deliver some local government services on an agency basis, where municipalities or districts lack capacity.</li> </ul>
14	Fighting corruption	<ul style="list-style-type: none"> <li>○ A corruption-free society, a high adherence to ethics throughout society and a government that is accountable to its people.</li> </ul>	No specific action
15	Nation building and social cohesion	<ul style="list-style-type: none"> <li>○ Our vision is a society where opportunity is not determined by race or birth right; where citizens accept that they have both rights and responsibilities. Most critically, we seek a united, prosperous, non-racial, non-sexist and democratic South Africa.</li> </ul>	<ul style="list-style-type: none"> <li>○ Improving public services and spaces as well as building integrated housing and sport facilities in communities to ensure sharing of common spaces across race and class.</li> <li>○ Promote citizen participation in forums such as IDP's and Ward Committees.</li> <li>○ Work towards a social compact for growth, employment and equity.</li> </ul>

### 3.1.2.2 THE MEDIUM-TERM STRATEGIC FRAMEWORK (MTSF)

The National Cabinet approved the new Medium Term Strategic Framework (MTSF) as the national implementation framework for the NDP. The MTSF defines the strategic objectives and targets for the National Government's term of office. The MTSF is structured around 13 priority outcomes which cover the focus areas identified in the NDP, namely:

- i. Providing quality basic education;
- ii. Improving health care; or the health system;

- iii. Reducing crime;
- iv. Creating jobs;
- v. Developing the skills and infrastructure required by the economy;
- vi. Promoting rural development;
- vii. Creating sustainable human settlements;
- viii. Delivering effective and efficient local government and public service;
- ix. Protecting the environment;
- x. Fostering better international relations;
- xi. Enhancing social development;
- xii. Promoting social cohesion; and
- xiii. Nation building.

### 3.1.2.3 NATIONAL KEY PERFORMANCE AREAS OF LOCAL GOVERNMENT

The National Government Strategic Plan sets out Key Performance Areas (KPA) of Local Government. These remain relevant and this IDP has been developed to align to these KPA's and are:

1. Municipal transformation and institutional development;
2. Basic service delivery;
3. Local economic development;
4. Municipal financial viability and management;
5. Good governance and public participation.

### 3.1.3 PROVINCIAL PLANNING FRAMEWORK

#### 3.1.3.1 PROVINCIAL STRATEGIC PLAN (2019 – 2024)

The Provincial Strategic Plan (PSP) sets out the Western Cape Government's (WCG) vision and strategic priorities. The PSP 2019-2024 builds on the firm foundations that were put in place during the last two terms of office and entails the following:

**TABLE 14: PROVINCIAL STRATEGIC PLAN**

Vision-inspired Priority	Focus Areas	Interventions
<b>1 Safe and cohesive communities</b> <i>The Western Cape is a place where residents and visitors feel safe</i>	<ul style="list-style-type: none"> <li>• Enhanced capacity and effectiveness of policing and law enforcement</li> </ul>	<ul style="list-style-type: none"> <li>• Enhance enforcement capacity in targeted priority precincts</li> <li>• Improve evidence-based, professional policing through community safety oversight initiatives</li> <li>• Strengthen crime prevention partnerships with non-government role players</li> </ul>
	<ul style="list-style-type: none"> <li>• Strengthened youth-at-risk referral pathways and child- and family-centred initiatives to reduce violence</li> </ul>	<ul style="list-style-type: none"> <li>• The First 1000 Days initiative</li> <li>• The Eye-on-the-Child (and Youth) safety priority</li> <li>• The Child Care and Child Protection programme</li> <li>• Expansion of the Child and Youth Care Centres</li> <li>• The school-based violence prevention programme</li> <li>• Address upstream factors such as alcohol and drug use</li> </ul>
	<ul style="list-style-type: none"> <li>• Increased social cohesion and safety of public spaces</li> </ul>	<ul style="list-style-type: none"> <li>• Identify opportunities for crime prevention through planning, design, and management</li> <li>• Give attention to strategic government-managed areas</li> <li>• The WCG will manage its own safety and security risks</li> <li>• Re-orientate schools as a community resource and after school programmes to youth-at-risk</li> <li>• Improve neighbourhood cleanliness</li> </ul>

Vision-inspired Priority	Focus Areas	Interventions
<b>2 Growth and Jobs</b> <i>An enabling, competitive economy which creates jobs and is demand-led and private sector driven</i>	<ul style="list-style-type: none"> <li>• Increasing investment</li> <li>• Building and maintaining infrastructure</li> <li>• Growing the economy through export growth</li> <li>• Creating opportunities for job creation through skills development</li> </ul>	<ul style="list-style-type: none"> <li>• The WCG will support municipalities with the installation of street and high-mast aerial lighting and surveillance cameras</li> <li>• Remove obstacles to investment</li> <li>• Investment promotion and business retention</li> <li>• Attract investment in catalytic infrastructure</li> <li>• Secure energy supply within the Province</li> <li>• Support municipalities to reduce infrastructure underspending and carry out medium to long term infrastructure planning</li> <li>• Implement innovative models to spend infrastructure funds effectively and efficiently and better utilise government assets</li> <li>• Place particular focus on the maintenance and protection of core provincial infrastructure and investment in resource resilient infrastructure</li> <li>• The WCG will release assets that are non-strategic or core assets that can be better utilised by the private sector</li> <li>• The WCG will support municipalities with the identification and project preparation of catalytic economic infrastructure</li> <li>• Tradable sector development</li> <li>• Export promotion</li> <li>• African trade markets</li> <li>• Improved market access</li> <li>• Provincial Freight Strategy</li> <li>• Support youth skills development initiatives</li> <li>• Prioritise skills development in the rural landscape</li> </ul>
<b>3 Empowering People</b> <i>Residents of the Western Cape have opportunities to shape their lives and the lives of others, to ensure a meaningful and dignified life</i>	<ul style="list-style-type: none"> <li>• Creating an enabling environment for economic growth through resource resilience</li> <li>• Children and families</li> <li>• Education and learning</li> <li>• Youth and skills</li> <li>• Health and wellness</li> </ul>	<ul style="list-style-type: none"> <li>• The WCG will implement a graduate intern programme and industry intern programme</li> <li>• Assist local emerging contractors through an Emerging Contractor Development Programme and Labour Intensive programme</li> <li>• Climate change resilience</li> <li>• Energy security</li> <li>• Water security</li> <li>• Waste management and the waste economy</li> <li>• Implementing the First 1000 Days Initiative</li> <li>• Increase access to quality early childhood development initiatives</li> <li>• Ensure that evidence-based care and services are provided to vulnerable families</li> <li>• Equip learners with the appropriate skills required for the 21st-century world of work</li> <li>• Implement the Foundation Phase Reading Strategy</li> <li>• Improve the quality of school accountability, functionality, and support</li> <li>• Implement the Youth in Service programme and ensure youth programme quality across the WC</li> <li>• Effectively identify youth at risk and place them in targeted programmes</li> <li>• Expand and entrench After School Programmes</li> <li>• Improve wellness through prevention and healthy lifestyles programmes</li> <li>• Improve health systems and infrastructure reform</li> </ul>
<b>4 Mobility and Spatial Transformation</b> <i>Residents live in well-connected, vibrant, and sustainable communities and move around efficiently on safe, affordable, low carbon public transport</i>	<ul style="list-style-type: none"> <li>• Better linkages between places through safe, efficient and affordable public transport</li> <li>• Inclusive places of opportunity</li> <li>• More opportunities for people to live in better locations</li> </ul>	<ul style="list-style-type: none"> <li>• Improve the rail service, especially to get the Central Rail Line working effectively</li> <li>• Expanded deployment of Railway Enforcement Officers</li> <li>• Increase the proportion of minibus taxis operating in accordance with basic standards and reduce the number of illegal minibus taxis on the road</li> <li>• Increase the proportion of road freight moving to rail to ease congestion and reduce the cost of maintaining the road network</li> <li>• Strengthen Traffic Law Enforcement through funding of additional officers</li> <li>• Improve local transport systems in partnership with non-metro municipalities, with a focus on public transport and non-motorised transport in poor and marginalised communities</li> <li>• Transit-oriented developments that are mixed-use and promote densification</li> <li>• Support municipalities to produce built-environment and infrastructure projects defined in their Spatial Development Frameworks and Capital Expenditure Frameworks</li> <li>• Ensure infrastructure resilience in the face of significant climate change impacts</li> <li>• The WCG will target 14 priority housing development areas for high density, mixed-use, mixed-income and mixed-tenure developments</li> <li>• The WCG will use state-owned land and buildings as catalysts for integration and spatial transformation</li> </ul>

Vision-inspired Priority	Focus Areas	Interventions
		<ul style="list-style-type: none"> <li>The WCG will develop an inclusionary housing policy framework and provide policy assistance to municipalities</li> <li>The WCG will support the identification of restructuring zones and intergovernmental investment pipelines for land release in municipal SDFs</li> </ul>
	<ul style="list-style-type: none"> <li>Improving the places where people live</li> </ul>	<ul style="list-style-type: none"> <li>The WCG will continue to roll out the Regional Socio-economic Programme (RSEP)</li> <li>The WCG will continue supporting the 16 Rural Development Nodes</li> <li>Improve and protect the quality of environmental systems to protect people from climate change risks</li> </ul>
<p><b>5 Innovation and Culture</b> Government services are delivered to the people of the Western Cape in an accessible, innovative, and citizen-centric way</p>	<ul style="list-style-type: none"> <li>Citizen-centric culture</li> </ul>	<ul style="list-style-type: none"> <li>Create capacitated leaders to sustain the desired culture through leadership maturity development using a value-based leadership development programme</li> <li>Enable sustained vision clarity and passion for the purpose of the WCG through leader-led and vision-inspired engagement processes</li> <li>Align the mindsets, competencies of WCG employees and WCG work practices to enable collaboration, ongoing learning, and adaptation at inter-departmental and intergovernmental levels</li> <li>Develop and implement an employee value proposition to affirm the WCG as an employer of choice</li> <li>Develop an integrated employee engagement, organisational culture, and citizen satisfaction index to facilitate alignment between the WCG service commitment and the citizen/user experience</li> </ul>
Vision-inspired Priority	Focus Areas	Interventions
	<ul style="list-style-type: none"> <li>Innovation for impact</li> </ul>	<ul style="list-style-type: none"> <li>Build internal capacity for innovation in the WCG by establishing cross-departmental and external exchange programmes – Western Cape Exchange</li> <li>Build an “innovation for impact” initiative to drive service delivery through innovative tools</li> <li>Develop an innovative financing and procurement framework to assist with reducing barriers to deliver on the PSP outcomes</li> </ul>
	<ul style="list-style-type: none"> <li>Integrated service delivery</li> </ul>	<ul style="list-style-type: none"> <li>Implemented Integrated Work Plan and annual Integrated Implementation Plan through the JDA</li> <li>Citizen Empowerment</li> </ul>
	<ul style="list-style-type: none"> <li>Governance transformation</li> </ul>	<ul style="list-style-type: none"> <li>Strengthening and maintaining governance and accountability</li> </ul>

3.1.3.3 ONE CAPE 2040

The One Cape 2040 is the Western Cape’s agenda for joint action on economic development. Like the National Development Plan (NDP), it should be viewed as a vision and strategy for society, rather than a plan of government, even though all three spheres of government are essential for implementation. One Cape 2040 is designed to complement national planning while homing in on the regional uniqueness of the Western Cape. It aligns many of the conclusions of the National Development Plan but has a narrower regional focus.

The One Cape 2040 challenge is;

*“Creating a resilient, inclusive and competitive Western Cape with higher rates of employment, producing growing incomes, greater equality and an improved quality of life”.*

The One Cape 2040 vision is;

*“A highly skilled, innovation-driven, resource-efficient, connected, high opportunity and collaborative society”.*

One Cape 2040 identifies six transition areas with goals and primary change levers.

**TABLE 15: ONE CAPE 2040 TRANSITION AREAS, GOALS AND PRIMARY CHANGE LEVERS**

TRANSITION	GOALS	PRIMARY CHANGE LEVER
<b>Knowledge transition (Educating Cape)</b>	Every person will have access to a good education that will ensure he or she is appropriately skilled for opportunity.	Working with parents and teachers to improve the learning and development environment of children.
	The Western Cape will enjoy a global reputation as a location of ecological, creative, scientific and social innovation excellence.	Structured innovation networks linking researchers with investors and entrepreneurs.
<b>Economic access transition (Enterprising Cape)</b>	Any person who wants to be economically active can secure work.	Intensive subsidised work experience creation supplemented by job intermediation services.
	The Western Cape is recognised internationally as an entrepreneurial destination of choice.	Focus on social enterprise as a vehicle for economic growth and jobs.
<b>Ecological transition (Green Cape)</b>	All people have access to water, energy and waste services that are delivered on a sustainable resource-efficient manner.	Energy and water infrastructure and regulation geared to sustainable resource use.
	The Western Cape is a recognised leader and innovator in the green economy.	Focus on social enterprise as a vehicle for economic growth and jobs.
<b>Cultural transition (Connecting Cape)</b>	The communities that make up the Western Cape are confident, welcoming, inclusive and integrated.	Programmes to build inter-community partnerships and cohesion.
	The Western Cape is regarded as a global meeting point between East and West and an important connector with the new markets of Africa, Asia and Latin America.	Expanded cultural and trade ties with targeted regions in Africa, Latin America and Asia.
<b>Settlement transition (Living Cape)</b>	The neighbourhoods and towns of the region are provided good quality of life to all and are accessible, have good public services and are rich in opportunity.	Shift from provision of subsidised housing to better household and community services including major improvement in public transport and pedestrian access.
	The Western Cape is ranked as one of greatest places to live in the world.	Fast, cheap and reliable broadband and a safe living environment.
<b>Institutional transition (Leading Cape)</b>	Ambitious socially responsible leadership exists at all levels in our society.	Multi-level collaborations for innovation (EDP eco-system).
	The Western Cape is home to many world-class institutions in both the public and private spheres.	Leadership development to cultivate ambition and responsibility at all levels.

#### 3.1.3.4 PROVINCIAL SPATIAL DEVELOPMENT FRAMEWORK (PSDF)

The purpose of the PSDF is inter alia to guide municipal integrated development plans (IDPs) and spatial development frameworks (SDFs). The PSDF aligns to the core spatial goals of ONE CAPE. The PDSF identified

3 main areas of intervention which are subdivided into 9 objectives, each with its own action plans and policies. The following table provides an overview of the intervention areas and objectives of the PSDF.

**TABLE 16: INTERVENTION AREAS AND OBJECTIVES OF THE PSDF**

INTERVENTION AREAS	OBJECTIVES
Socio economic development	1. Align the future settlement pattern of the Province with areas of economic potential and the location of environmental resources.
	2. Deliver human development programmes and basic needs programmes wherever they are required.
	3. Strategically invest scarce public resources where they will generate the highest socio-economic returns.
	4. Support land reform.
	5. Conserve and strengthen the sense of place of important natural, cultural and productive landscapes, artefacts and buildings.
Urban restructuring	6. End the apartheid structure of urban settlements.
	7. Conveniently locate urban activities and promote public and non-motorized transport.
Environmental sustainability	8. Protect biodiversity and agricultural resources.
	9. Minimize the consumption of scarce environmental resources particularly water, fuel, building materials, mineral resources, electricity and land.

### 3.1.4 DISTRICT FRAMEWORK

The IDP of Bergrivier Municipality aligns to the strategic direction of the West Coast District Municipality (WCDM) as set out in its IDP and SDF. WCDM’s vision, mission and strategic objectives are set out below.

The vision of the West Coast District Municipality is:

***“A quality destination of choice through an open opportunity society.”***

The mission of the West Coast District Municipality is:

***“To ensure outstanding service delivery on the West Coast by pursuing the West Coast District Municipality’s strategic objectives”.***

The strategic objectives of the West Coast District Municipality are:

1. To ensure the environmental integrity of the district is improved.
2. To pursue economic growth and the facilitation of job opportunities.
3. To promote the social well-being of residents, communities and targeted social groups in the district.
4. To provide essential bulk services to the district.
5. To ensure good governance and financial viability

Furthermore, the West Coast District Municipality has several regional strategies which Bergrivier Municipality recognizes in the planning process. These regional strategies are:

- Regional economic development strategy;
- Tourism strategy;
- Integrated environmental strategy;
- Estuary management plan;
- Integrated coastal management plan;
- Disaster management plan;
- District spatial development framework;
- GLS Master plan for bulk water system;
- Bulk Infrastructure Master Plan;
- Integrated Transport Plan;
- Integrated waste management plan;
- Feasibility study on alternative water sources;
- Air quality management plan;
- Communication strategy; and
- Regional Climate change strategy.

The process to develop a One Plan for each District also needs to be emphasized. All local municipalities in the West Coast played a pivotal role in the drafting of the Joint District Management Implementation Plan.

The objectives of the DDM are to:

- solve the silos at a horizontal and vertical level;
- maximise impact and align plans and resources at our disposal through the development of “One District, One Plan and One Budget”;
- narrow the distance between people and government by strengthening the coordination role and capacities at the district level;
- ensure inclusivity through gender-responsive budgeting based on the needs and aspirations of our people and communities at a local level;
- build government capacity to support to municipalities;
- strengthen monitoring and evaluation at district and local levels;
- implement a balanced approach towards development between urban and rural areas;
- ensure sustainable development whilst accelerating initiatives to promote poverty eradication, employment and equality; and
- exercise oversight over budgets and projects in an accountable and transparent manner.



The Western Cape Government’s specific approach to the DDM is called the Joint District and Metro Approach (JDMA). The JDMA envisages for the three spheres of government to converge, using Intergovernmental Relation-engagements, to develop similar Western Cape strategic, development and planning priorities with aligned budgets and accelerated implementation for service delivery. The JDMA -

- is a geographical (district) and team based, citizen focused approach;
- has the output of a single implementation plan to provide planning and strategic priorities, developmental initiatives, service delivery and capacity building;
- has the desired outcome of improving the living conditions (lives) of citizens;
- has a horizontal interface (between provincial departments) and a vertical interface (National, Provincial and local government spheres);
- does not exclude local municipalities;
- is not a functions and power debate; and
- promotes collaboration using the District Coordinating Forum as the governance instrument for co-planning, co-budgeting and co-implementation to strengthen service delivery to communities.

The West Coast Development Implementation Plan cannot and does not replace existing prescribed development, departmental strategic and annual performance plans that each government sphere, department and state entity is responsible for. It is rather informed by these plans and once adopted it will guide the review of these plans and budgets. The plan will not necessarily detail or cover the full range of responsibilities that each sphere, department and entity must execute. **It focusses on the major commitments and changes required to catalyse and advance socio-economic transformation.**

The plan is also not a simple summation of entity plans but a strategic collaboratively synthesised plan that articulates development outcomes, targets and commitments. It is not in the same form or detail as existing long-term plans (sector plans, IDPs, PSPs or GDSs) and does not play the same role as these plans. It is an intergovernmental framework not belonging to any sphere or department. It is in the form of an intergovernmental and social compact that sets the broad direction, targets and synergies to inform all planning.

### 3.1.5 A SUMMARY OF THE ALIGNMENT OF THE VARIOUS SPHERES’ STRATEGIC GOALS

The following table is an overview of the alignment of the strategic goals of Bergrivier Municipality with the National Development Plan, the Western Cape Provincial Strategic Plan and the West Coast District Municipality.

TABLE 17: ALIGNMENT OF STRATEGIC GOALS

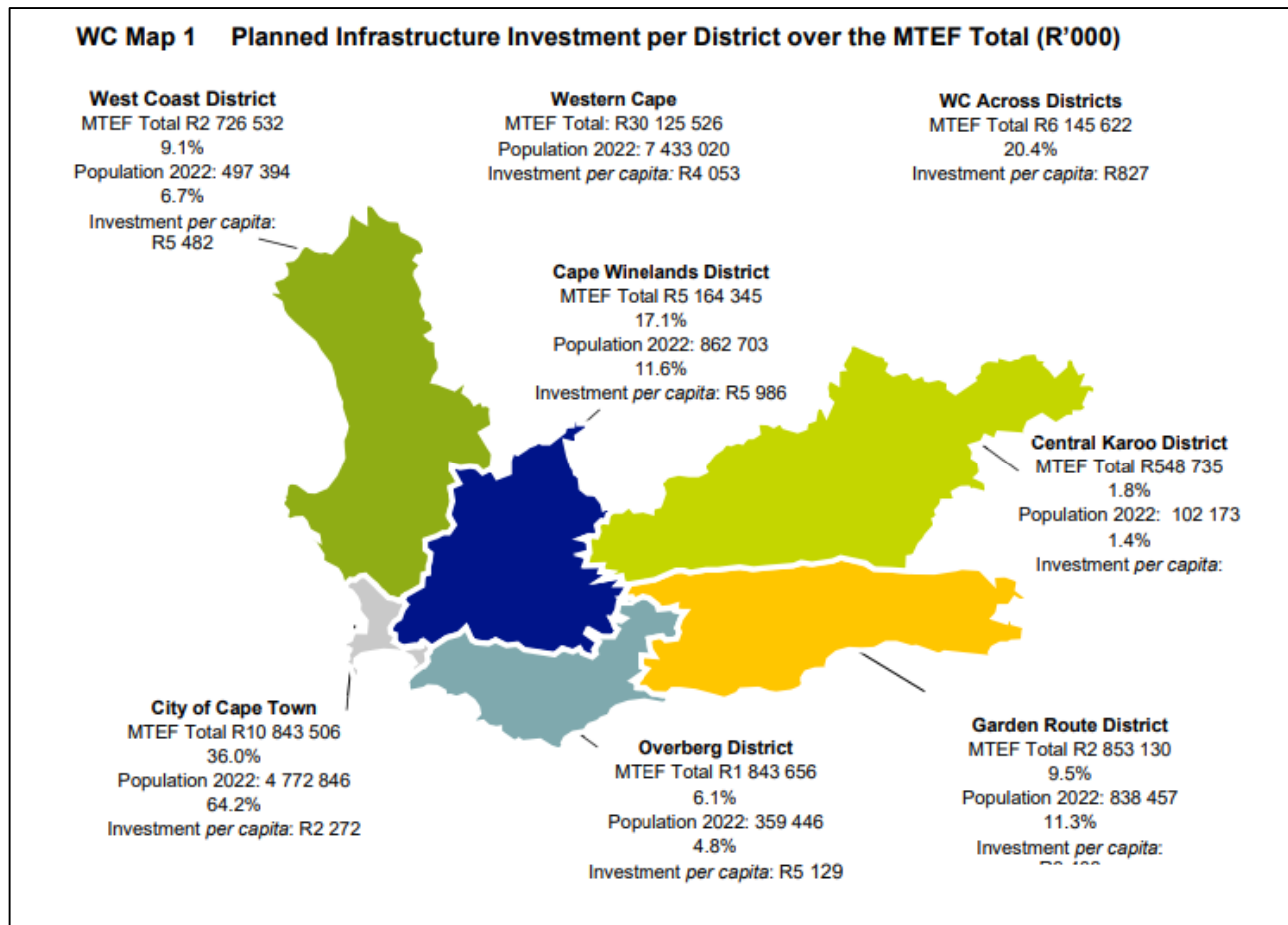
NATIONAL DEVELOPMENT PLAN	WESTERN CAPE PROVINCIAL STRATEGIC PLAN	WEST COAST DISTRICT MUNICIPALITY	BERGRIVIER MUNICIPALITY
Economy and Employment	Embed good governance and integrated service delivery through partnerships and spatial alignment	To ensure good governance and financial viability	Facilitate an enabling environment for a diversified economy and growth to alleviate poverty
Building a capable and developmental state	Embed good governance and integrated service delivery through partnerships and spatial alignment	To ensure good governance and financial viability	Strengthen financial sustainability
Municipal Transformation and institutional development	Embed good governance and integrated service delivery through partnerships and spatial alignment	To ensure good governance and financial viability	Ensure good governance
Basic Service Delivery	Embed good governance and integrated service delivery through partnerships and spatial alignment	To provide essential bulk services to the district	Sustainable service delivery
Local Economic Development	Create opportunities for growth and jobs	To pursue economic growth and facilitation of job opportunities	Facilitate an enabling environment for a diversified economy and growth to alleviate poverty
Municipal financial viability and management		To ensure good governance and financial viability	Strengthen financial sustainability
Good governance and public participation	Embed good governance and integrated service delivery through partnerships and spatial alignment	To ensure good governance and financial viability	Ensure good governance
Improving education, training and innovation	Improve education outcomes and opportunities for youth development		Empowering people through innovation

NATIONAL DEVELOPMENT PLAN	WESTERN CAPE PROVINCIAL STRATEGIC PLAN	WEST COAST DISTRICT MUNICIPALITY	BERGRIVIER MUNICIPALITY
Building safer communities	Increase wellness, safety and tackle social ills	To promote the social well-being of residents, communities and targeted social groups in the district	Empowering people through innovation
Environmental sustainability and resilience	Enable a resilient, sustainable, quality and inclusive living environment	To ensure the environmental integrity of the district is improved	Sustainable service delivery

### 3.2 INTEGRATION OF NATIONAL AND PROVINCIAL SECTOR DEPARTMENT PROGRAMMES

It is always important to read and understand investment in the Bergrivier Municipal Area by the national and provincial governments in the context of the district. The following is an overview of the public sector investment in the West Coast District:

**FIGURE 6: PLANNED INFRASTRUCTURE PER DISTRICT**



**TABLE 18: INVESTMENT IN BERGRIVIER MUNICIPALITY BY WESTERN CAPE PROVINCIAL GOVERNMENT**

SECTOR	PROJECT / PROGRAMME NAME	SOURCE OF FUNDING	NATURE OF INVESTMENT	PROJECT START DATE	PROJECT END DATE	TOTAL MTEF
Health	Piketberg - Piketberg Clinic - HT - Upgrade and Additions (Alpha)	Health Facility Revitalisation Grant	Non-Infrastructure	01 Apr 2025	30 Mar 2027	3500000
Health	Piketberg - Piketberg Clinic - Upgrade and Additions (Alpha)	Health Facility Revitalisation Grant	Upgrading and Additions	08 Jun 2023	31 May 2027	23450000
Health	Piketberg - Radie Kotze Hospital - Hospital layout improvement	Health Facility Revitalisation Grant	Rehabilitation, Renovations & Refurbishment	01 Jun 2016	31 Oct 2026	18037000
Health	Piketberg - Radie Kotze Hospital - HT - Hospital layout improvement	Health Facility Revitalisation Grant	Non-Infrastructure	01 Apr 2023	31 Mar 2026	8214000
Human Settlements	Eendekuil (47): WEST COAST DISTRICT	Human Settlements Development Grant	Infrastructure Transfers - Capital	01 Mar 2024	31 Mar 2028	8927000
Human Settlements	Piketberg (150 of 1000 in phases)	Human Settlements Development Grant	Infrastructure Transfers - Capital	01 Mar 2024	31 Mar 2028	9666000
Human Settlements	Piketberg N7 (46) (services completion)	Human Settlements Development Grant	Infrastructure Transfers - Capital	01 Mar 2024	31 Mar 2028	523000
Human Settlements	Piketberg Trajekte Kamp ( Planning & 80 Sites)	Human Settlements Development Grant	Infrastructure Transfers - Capital	01 Mar 2024	31 Mar 2028	6867000
Human Settlements	Porterville (177)	Human Settlements Development Grant	Infrastructure Transfers - Capital	01 Apr 2023	01 Apr 2028	39963000
Human Settlements	West Coast: Berg River: Piketberg: 181 Services	Human Settlements Development Grant	Infrastructure Transfers - Capital	01 Apr 2021	01 Apr 2028	34390000
Transport	C1097 Dwarskersbos Elandsbaai	Equitable Share	Rehabilitation, Renovations & Refurbishment	02 Apr 2018	31 Mar 2025	9000000
Transport	C975.5 Emergency repair Carinus Bridge	Other	Rehabilitation, Renovations & Refurbishment	01 Apr 2023	31 Mar 2025	17000000
Transport	MR527 De Hoek DM	Equitable Share	Rehabilitation, Renovations & Refurbishment	01 Apr 2023	31 Mar 2026	34000000
Transport	OP7776 Goedverwacht DM	Equitable Share	Rehabilitation, Renovations & Refurbishment	01 Apr 2024	31 Mar 2026	15000000

The following is an overview of the transfers and allocations to Bergrivier Municipality over the next 5 years:

**i. Western Cape Provincial Treasury**

Outstanding issues that remain for future engagements include:

- The financial model for local government that is outdated and needs to be reviewed;
- Impact of Eskom on local government in terms of loss of income, cost to deliver alternative energy, environmental impact and NERSA tariff increases with a subsequent decrease in profit for municipalities to cross-subsidise other services;
- Rendering of services at a loss, such as housing delivery, NATIS services;
- The measurement of local spend as an enabler for local economic development;
- The cost for the rehabilitation of landfill sites.

**ii. Department of Agriculture**

**Agriculture: Programme 3: Agricultural Producer Support & Development**

Municipal Area / Town	Project Programme Description	Capital Project New	Capital Project Existing	Reduced/ Reprioritised Terminated	MTREF Budget Allocation (000)		
					24/25	25/26	26/27
Bergrivier	Agro-processing and Wheat Production and FS Projects				7 370		
Saldanha Bay	White-meat; Ruminants and FS Projects				3 466		
Swartland	Ruminants and Wheat Production and FS Projects				5 025		

**Agriculture: Programme 6: Agricultural Economic Services**

Municipal Area / Town	Project/ Programme Description	Capital Project New	Capital Project - Existing	Reduced/ Reprioritised Terminated	MTREF Budget Allocation (000)		
					2024/25	2025/26	2026/27
Saldanha Swartland Bergrivier Cederberg Matzikama	Market Access PRK/Agri Processing		780 000	-351 000	429	429	493
Saldanha Swartland Bergrivier Cederberg Matzikama	Financial Record Keeping Programme		1 314 695	-890 000	423	1 119	1 231

Outstanding issues that remain for future engagements include:

- Sourcing of land for small scale farmers;
- Smart gardens to be implemented;
- Eviction from farms are becoming a serious burden for municipalities and the implications thereof need to be addressed.

**iii. Department of Transport and Public Works (Now Department of Mobility)**

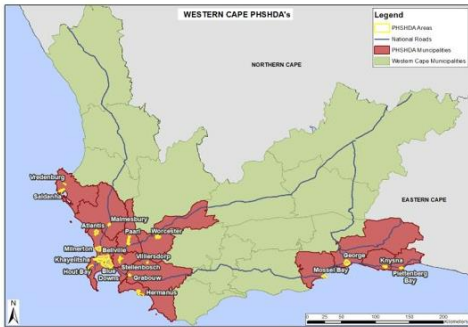
Outstanding issues that remain for future engagements include:

- Ablution facilities at the river mouth in Laaiplek are not being maintained and cleaned;
- With the new developments at Winkelshoek, considerable pedestrian crossings take place over the N7. A crossing is urgently needed;

- Bergrivier Municipality is one of the best performing municipalities in the EPWP programme and a bigger allocation is required;
- The main road through Porterville is known as Voortrekker Street and a new design was done through a competition combined with the market square. Funding is required to implement the programme;
- The community of Dwarskersbos has been complaining for years of the dangers of heavy vehicles speeding through the town. Solutions for this problem must be sourced urgently;
- There is a need to regenerate the rail industry for Porterville, Piketberg and the rail from Lutzville to Saldanha Bay;
- The implementation of the Small-Town Regeneration Programme will require a multi-dimensional approach with the involvement of a number of stakeholders, national and provincial;
- There is a need for a paved walkway on the R44 from Jakkalskloof to DJ Pearce Lane in Porterville.

**iv. Human Settlements**

### Priority Housing Development & Human Settlements Development Areas (PHSHDA's)



**PHSHDA's Areas located in the West Coast District:**

- Saldanha – Saldanha SEZ PHSHDA (Development plan completed and Council Endorsed in 2022/23)
- Saldanha – Vredenburg PHSHDA (Development plan completed and Council Endorsed in 2023/24)
- Swartland – Malmesbury PHSHDA (Development plan Development Plan must still be compiled – consideration for 2024/25)

The PHSHDA's Programme is a national spatial transformation approach to build new, integrated, functional and inclusive settlements. It draws on cooperative and collaborative public sector investments intending to leverage private investment against defined targets and objectives within a designated geographical area. The programme aims to use the delivery of housing for a broad range of housing typologies within integrated, mixed-use developments in the declared PHSHDA's to address the following circumstances of priority:

- Areas of urgent housing need with an established high demand and low supply of housing opportunities.
- Areas requiring upgrading and/or redevelopment to deliver housing choices, including subsidised housing.
- Areas requiring improved access to infrastructure, amenities and services; and
- Areas that support the integration of different housing typologies, land uses and economic development.

Municipal Area / Town	Project/Programme Description	Capital Project New	Capital Project - Existing	Reduced/ Reprioritised/ Terminated	MTREF Budget Allocation		
					2024/25	2025/26	2026/27
Berg River – Porterville	Porterville (177) IRDP	X		N/A	R 30,000,000 (177 sites and 100 tops)	R3,600,000 (77 tops)	
Berg River – Piketberg	Piketberg (181) IRDP		X	N/A	R 3,439,000 (site est.)	R30,951,000 (181 tops)	
Berg River – Eendekuil	Eendekuil (47) IRDP		X	N/A	R 890,000 (site est.)	R8,037,000 (47 tops)	
Berg River – Piketberg	Piketberg N7 (46) IRDP		X	N/A	R523,000 (services completion)		
Berg River – Piketberg	Piketberg (150 of 1000) IRDP	X		N/A	R666,000 (planning – tranche 1.2)	-	R9,000,000 (150 sites)
Berg River – Piketberg	Trajekte Kamp (80) IRDP	X		N/A	R467,000 (planning – tranche 1.2)	R6,400,000 (80 sites)	

Outstanding issues that remain for future engagements include:

- The growing backyard dwellers population is becoming a serious concern, especially as legislation prevent a municipality from providing more than one connection to an erf. Even if a system can be implemented, Bergrivier Municipality would not be able to afford to provide these services;
- Need for housing for farm workers;
- Housing for elderly in Bergrivier Municipal Area;
- Municipalities struggle to provide GAP-housing due to the high cost of engineering services;
- Housing is a function shared between National and Provincial government and municipalities implement housing projects on an agency basis. The financial implications for a municipality is significant and needs to be addressed.

**v. Department of Economic Development and Tourism**

**Enterprise Development**

Municipal Area / Town	Project/ Programme Description	Project - New	Project - Existing	Reduced/ Reprioritised / Terminated	MTREF Budget Allocation		
					2024/25	2025/26	2026/27
Access for all municipal areas	Entrepreneurship Campaign, to increase awareness on how to start a business (ED)	Yes	No	Reprioritised	R300 000	tbc	tbc
Access for all municipal areas	JSE Capital Matching Initiative, partnering with the JSE to support existing SMMEs with access to funding and business development support.(ED)	No	Yes	Reprioritised	R2.5mil	tbc	tbc
Access for all municipal areas	Development and enhancement of entrepreneurship education of schools and post school learners (ED)	Yes	No	Reprioritised	R0	tbc	tbc
Access for all municipal areas	SMME Booster Fund 2024 financial support to organisations that implement projects and/or programmes that support SMMEs (ED)	Yes	Yes	Reprioritised	R8mil	tbc	tbc
Access for all municipal areas	Supplier Development Programme (with WCG depts) to capacitate businesses to access opportunities via government procurement. (ED)	No	Yes	Reprioritised	R500 000	tbc	tbc
Access for all municipal areas	Leveraging existing digital entrepreneurial platforms to support entrepreneurs with skills development and information access. (ED)	Yes	No	Reprioritised	R0	tbc	tbc
Access for all municipal areas	Township incubation and outreach interventions to celebrate entrepreneurship (ED)	Yes	No	Reprioritised	R1mil	tbc	tbc

**Exports and Investment**

Municipal Area / Town	Project/ Programme Description	Project - New	Project - Existing	Reduced/ Reprioritised / Terminated	MTREF Budget Allocation		
					2024/25	2025/26	2026/27
Access for all municipal areas	Export training programme: Develop an exporter online training programme and commission training booklet.	No	Yes	Reprioritised	R100 000	tbc	tbc
Access for all municipal areas	District Export Awareness Programme: Create and increase awareness of export opportunities and requirements in priority markets	No	Yes	Reprioritised	R200 000	tbc	tbc
Access for all municipal areas	Export Competitiveness Enhancement Programme (ECEP) Fund: Business supported to enhance their competitiveness and create/retain jobs	Yes	No	Reprioritised	R5mil	tbc	tbc
Access for all municipal areas	Export Research Project: Research for top 5 export commodities - phase 2	Yes	No	Reprioritised	R300 000	tbc	tbc
Access for all municipal areas	Municipal Investment Readiness: Scorecard and Provincial guidelines for municipalities around their state of readiness to attract investment into a region	Yes	Yes	Reprioritised	R500 000	tbc	tbc
Access for all municipal areas	Investment Summit: To be hosted by the Premier for investors, financiers, FD intermediaries and companies interested in doing business with the Western Cape	Yes	No	Reprioritised	R1mil	tbc	tbc
Access for all municipal areas	Just Energy Transition Investment Plan: The investments required to support the decarbonization commitments made by the Government at a Provincial level linked to the National JETIP for different sectors	Yes	No	Reprioritised	R500 000	R1mil	tbc
Access for all municipal areas	Film incentive scheme impact assessment: The purpose is to understand the extent of the impact of the current film incentive scheme on the Western Cape economy	Yes	No	Reprioritised	R500 000	tbc	tbc

## Business Regulation & Skills Development

Municipal Area / Town	Project/ Programme Description	Project - New	Project - Existing	Reduced/ Reprioritised/ Terminated	MTREF Budget Allocation		
					2024/25	2025/26	2026/27
<b>Business Regulation</b>							
Access for all municipal areas	Consumer education and awareness (including basic financial literacy)	No	Yes	Reprioritised	R700 000	tbc	tbc
Access for all municipal areas	Consumer Dispute Resolution Services	No	Yes	Reprioritised	R600 0000	tbc	tbc
<b>Skills Development</b>							
Access for all municipal areas	Experiential learning projects: <ul style="list-style-type: none"> <li>BPO or call centre related jobs</li> <li>Tourism related jobs</li> <li>Artisans related jobs across any sector that requires artisans</li> <li>Clothing and textiles related jobs</li> <li>Work &amp; Skills, which is a catch all for all other sectors.</li> </ul>	No	Yes	Reprioritised	R100mil	tbc	tbc

## Tourism

Municipal Area / Town	Project/ Programme Description	Project - New	Project - Existing	Reduced/ Reprioritised / Terminated	MTREF Budget Allocation		
					2024/25	2025/26	2026/27
Access for all municipal areas	G4J Tourism Challenge Fund: Provides funding towards the development and /or upgrade of tourism infrastructure and/ or products/ experiences.	No	Yes	Reduced	R4mil	tbc	tbc
Access for all municipal areas	Sustainable Tourism Project: Assisting SMMEs with adoption of sustainable tourism practices	Yes	No	Reprioritised	R500 000		
West Coast	Disaster risk reduction training: Training of tourism SMMEs in disaster risk reduction strategies to minimize risks arising from extreme weather and other events.	Yes	No	Reprioritised	R300 000	tbc	tbc

Outstanding issues that remain for future engagements include:

- The strategy to develop Porterville as a tourist destination of choice needs to be supported. Over and above the upgrade of the main road, the upgrade of the market square with the new tourism office will lead to a new feel of the town.
- The assistance of the department with an investment strategy is required;
- The implementation of the Small-Town Regeneration Programme will require a multi-dimensional approach with the involvement of several stakeholders, national and provincial.

### vi. Department of Social Development

Outstanding issues that remain for future engagements include:

- The establishment of a night shelter in Piketberg;
- Rising levels of domestic violence in all the towns;
- Housing for the elderly

### vii. Department of Health Services

Outstanding issues that remain for future engagement include:

- Waiting rooms at clinics completely inadequate;
- Clinic facilities in Goedverwacht and Wittewater to be upgraded;



- Ambulance services to be increased;
- Better access to health care facilities for farm workers;
- Numerous complaints are being received of patients waiting at clinics for a full day to wait for doctors not working full days at the clinic. The level of service provided is also disputed.

**viii. Department of Education**

Outstanding issues that remain for future engagement include:

- Bergrivier Municipal Area is the only area without a tertiary institution in the West Coast;
- The outcome of the current curriculum does not address the needs of the labour/employment market;
- Absenteeism of learners in Steynville Primary and Secondary Schools is a serious problem;
- The urgent need for a new school in Piketberg with overcrowding in Steynville Primary and Secondary School leading to poor results and accompanying social problems;
- Learners with special needs can only attend school until the age of 12/13. These children are then being send home;
- Growth in Porterville due to Voorberg Correctional Services and seasonal workers leading to a need for an additional school or Porterville Primary School to be extended to a Secondary school;
- Annually an increase in demand for an English medium school is experienced;
- Bergrivier Municipality is in discussions with the School of Skills in Bonnievale to establish a similar school in Piketberg.

**ix. Department of Cultural Affairs and Sport**

Outstanding issues that remain for future engagement include:

- The establishment of an Arts and Craft Centre in Porterville;
- A cultural centre in Piketberg to empower the youth in dance, music and drama;
- Infrastructure, public ablution facilities and rest rooms for the players are needed at the sport ground in Wittewater;
- Request DCAS to support Local Sport Councils with funding, training and empowerment, especially in turf management, facilities management and event management;
- Indoor sport facility in Piketberg;
- Synthetic/tartar surface for athletics in Velddrif;
- Urgent upgrade and maintenance of the Jan Danckaert Museum in Porterville;
- Porterville Cricket Club has been in existence for many years without their own field; and
- Sport facilities at the Youth Centre in Piketberg.

**x. Department of Community Safety/Department of Police Oversight**

Municipal Area / Town	Project/Programme Description	Capital Project New	Capital Project - Existing	Reduced/ Reprioritised/ Terminated	MTRF Budget Allocation		
					2024/25	2025/26	2026/27
Matzikama	Safety Initiative Implementation			tbd	179	tbd	tbd
Cederberg	Safety Initiative Implementation			tbd	733	tbd	tbd
Bergervier	Safety Initiative Implementation			tbd	494	tbd	tbd
Saldanha Bay	Safety Initiative Implementation			tbd	1 173	tbd	tbd
WCDM	Safety Initiative Implementation			tbd	1 622	tbd	tbd
Swartland	K9			tbd	3 772	tbd	tbd
Swartland	Rural Safety Unit			tbd	5 712	tbd	tbd

Outstanding issues that remain for future engagement include:

- Numerous complaints are being received from the public on the role state prosecutors play. It appears cases have easily been withdrawn being counterproductive to the work of law enforcement agencies;
- There is an urgent need to fund material and equipment with specific reference to cameras;
- The SAPS services in Velddrif is inadequate and did not increase with the exponential growth in the population.

**xi. Department of Local Government**

Outstanding issues that remain for future engagement include:

- Funding is required for the rehabilitation of landfill sites;
- Functional boundaries of SAPS, Justice, Health, Social Development etc differ from the municipal boundaries making intergovernmental relation complex;
- Decision regarding Fire Services is urgent;
- Active participation in the Small-Town Regeneration Programme will be required.

### 3.3 ALIGNMENT BETWEEN MUNICIPAL SECTOR PLANS, FRAMEWORKS, PROGRAMMES AND BY-LAWS

The above discussion depicts how the Municipality's development priorities relate to specific sector plans, frameworks and programmes. In some cases, a development priority addresses more than one sector plan, framework and programme. This overlap occurs because of an integrated approach to the development of plans. The following table reflects the inter-relatedness between the municipal sector plans, frameworks and programmes.

**TABLE 19: ALIGNMENT BETWEEN MUNICIPAL SECTOR PLANS, FRAMEWORKS & PROGRAMMES**

FRAMEWORK / SECTOR PLAN	SDF	DMP	HP	WSDP	LED	LBSAP	RISK REG	AQMP	IWMP	CCAP	CSP	ICT Plan
Spatial Development Framework (SDF)			√	√	√	√						
Revised Disaster Management Plan (DMP)				√		√	√	√		√		
Housing Pipeline (HP)	√		√	√			√		√	√	√	
Water Services Development Plan (WSDP)	√	√	√			√		√				
LED Strategy (2015)	√						√				√	
Local Biodiversity Strategic And Action Plan (LBSAP)	√	√		√				√	√	√		
Risk Register (RR)		√			√						√	√
Air Quality Management Plan (AQMP)		√				√			√	√		
Integrated Waste Management Plan (IWMP)		√	√	√	√	√		√		√		
Climate Change Adaption Plan (CCAP)		√	√	√		√		√	√			
Community Safety Plan (CSP)			√		√		√				√	
CT Strategic Plan (ICT)							√					√

## CHAPTER 4: BASELINE – SITUATIONAL ANALYSIS



**Beautiful West Coast coastline between Velddrif and Dwarskersbos**

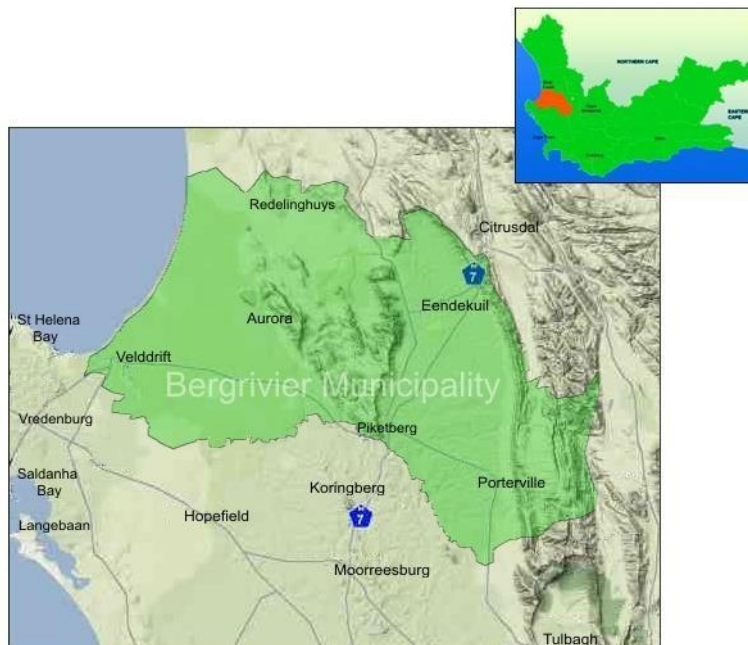
Photographer unknown: Photo provided

## 4.1 GEOGRAPHIC OVERVIEW

Bergrivier Municipality is situated in the West Coast District of the Western Cape Province. The Municipality is bordered to the north by Cederberg Municipality, to the west by Saldanha Bay Municipality, to the south by Swartland Municipality and to the east by Drakenstein and Witzenberg Municipalities.

The Municipality covers a geographic area of approximately 4 407, 04 km<sup>2</sup> and is geographically diverse. It includes 9 urban settlements, approximately 40 kilometres of coastline and a vast rural area. The main urban settlements that constitute the Municipality are: Piketberg which is the administrative seat, Porterville, Velddrif (which includes Port Owen, Laaiplek and Noordhoek), Dwarskersbos, Eendekuil, Aurora, Redelinghuis, Goedverwacht and Wittewater. The latter two are Moravian settlements on private land.

**FIGURE 7: MAP OF BERGRIVIER MUNICIPALITY**



## 4.2 WARD DELIMITATION

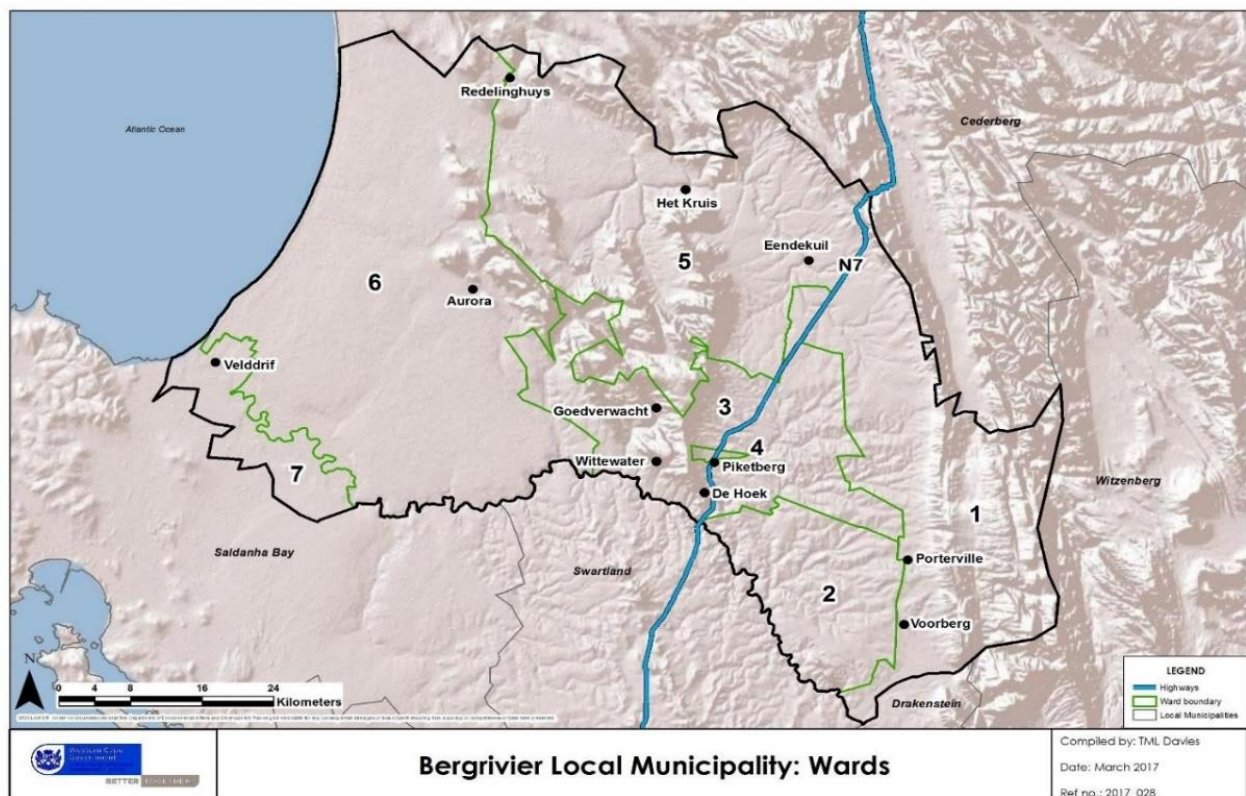
The ward demarcation of Bergrivier Municipality was changed for the 2016 municipal election in accordance with the Local Government Municipal Demarcation Act, 1998 (Act 27 of 1998) (Demarcation Act) and was demarcated into 7 (seven) wards. Although the Municipality had 7 wards prior to this, the new demarcation brought about significant changes which impact on municipal planning, information management and community participation practices. The following is a table outlining the new ward demarcation in comparison to the former demarcation:

**TABLE 20: COMPARISON OF WARD DEMARCATIONS**

WARD	2016 ELECTION DEMARCATION	FORMER DEMARCATION
1	Comprises Porterville Town, Voorberg and the rural area to the North of Porterville	Porterville Town and the rural area to the North of Porterville

WARD	2016 ELECTION DEMARCATION	FORMER DEMARCATION
2	Comprises the remainder of Porterville (Monte Bertha) and the rural area to the South of Porterville	The remainder of Porterville (Monte Bertha), the rural area to the South of Porterville and the Voorberg prison
3	Comprises the Western and Southern portion of Piketberg Town, De Hoek, Wittewater and Goedverwacht	Western and Southern portion of Piketberg Town, Eendekuil and an extensive rural area;
4	Predominantly urban and comprises the North-eastern portion of Piketberg Town	Predominantly urban and comprises the North-eastern portion of Piketberg Town
5	Comprises the Western and Southern portion of Eendekuil, Redelinghuis and Genadenberg which belong to the Moravian Church of South Africa	Predominantly rural with a smattering of private settlements including Wittewater, Goedverwacht and Genadenberg which belong to the Moravian Church of South Africa and De Hoek, a private residential area situated on the premises of the Pretoria Portland Cement factory (PPC) a few kilometres to the south of Piketberg
6	Predominantly rural and comprises the towns of Aurora, Noordhoek and Dwarskersbos and the rural areas between these settlements	Predominantly rural and comprises the towns of Aurora, Redelinghuis and Dwarskersbos and the rural areas between these settlements
7	Predominantly urban coastal settlement and comprises Velddrif which includes Port Owen and Laaiplek	Predominantly urban coastal settlement and comprises Velddrif which includes Noordhoek, Port Owen and Laaiplek

FIGURE 8: WARD DEMARCATION



**Bergrivier Local Municipality: Wards**

Compiled by: TML Davies  
 Date: March 2017  
 Ref no.: 2017\_028

## 4.3 SITUATIONAL ANALYSIS

### 4.3.1 PURPOSE OF SITUATION ANALYSIS

This Chapter provides an overview of the current state of development within the Municipality and includes a demographic, social, economic and environmental profile. A profile of the community's access to basic services, including housing, is also included. This overview is important as it provides a baseline that needs to inform future planning and needs to ensure that the major challenges are being addressed.

### 4.3.2 DEMOGRAPHIC PROFILE

Demographics is broadly defined as the study of population dynamics that include number of people living in an area, number of households, birth and death rates, migration patterns, age, race, gender and life expectancy. It is important to understand the profile of a community as it forms the basis of the socio-economic reality of the area.

Various sources of statistics have been used, including the statistics of 2022 conducted by Statistics South Africa. The sources are predominantly the MERO (Municipal Economic Review Outlook)-2023-report, the Social Economic Profile (SEP) compiled by the Western Cape Government and various other resource material such as IHS Markit. In general, the use of official data/statistics is always preferred. However, in most countries and especially developing countries including South Africa data/statistics on a local or sub-national level is very limited. On the other hand, the demand for such local or sub-national level data/statistics has been increasing dramatically. To this end several local or sub-national level data/statistics are now available as supplied by private sector institutions. However, these are deemed non-official since these datasets are not sanctioned by the National Statistics Office. This by no means should detract from the credibility and/or reliability of these datasets. Not being deemed official does not necessarily suggest that the datasets should not be used. It can be argued that given the wide use of the datasets there is value in using the datasets. It must also be stated that these private institutions have taken great care in their methodologies and do make use of best-practice methodologies. Analyzing and working with the datasets also points to credibility and reliability. The datasets are also frequently updated and modified, further enhancing credibility and reliability. In essence, the use of official and non-official datasets as compliments should yield very useful information.

The purpose of this section is therefore to provide statistics of Bergrivier Municipality as to develop a holistic profile of the municipal area.

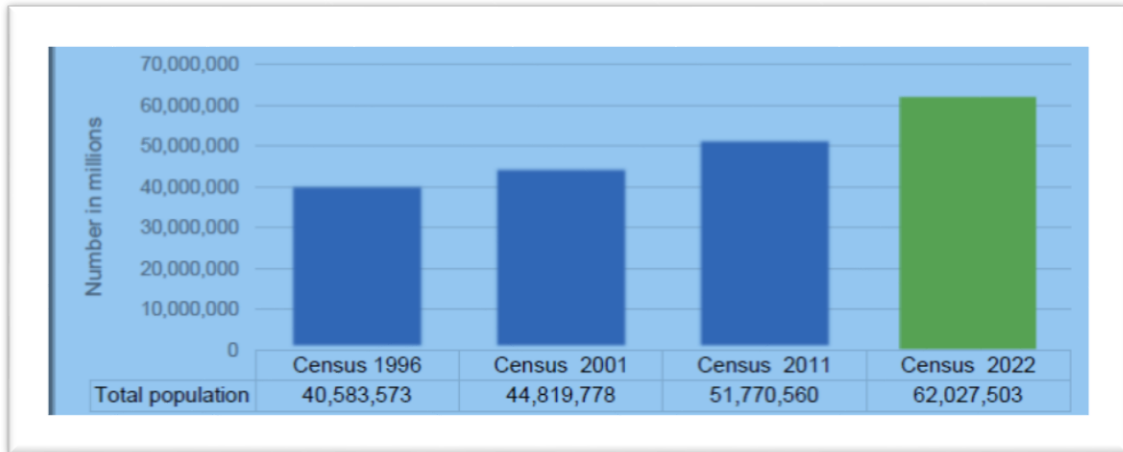
#### 4.3.2.1 POPULATION

##### *i. South African population*

The population of South Africa increased from 51,7 million in 2011 to more than 62 million in 2022; a growth rate of 1,8 % in the intercensal period. Females constituted 51,5 % of the total population, while 48,5 % were males. Gauteng and KwaZulu-Natal had the highest populations at 15 million and 12,4 million respectively,

while the Northern Cape had the smallest (1,3 million). Black Africans remain the dominant population group at 81,4 %, followed by the coloured population at 8,2 %. The white population percentage declined to 7,3 % in 2022 from 8,9 % observed in 2011, while that for Indians/Asians increased slightly from 2,5 % in 2011 to 2,7 % in 2022. The median age increased to 28 years from 25 years in 2011, suggesting a consistent increase over time and an overall increase of three years.

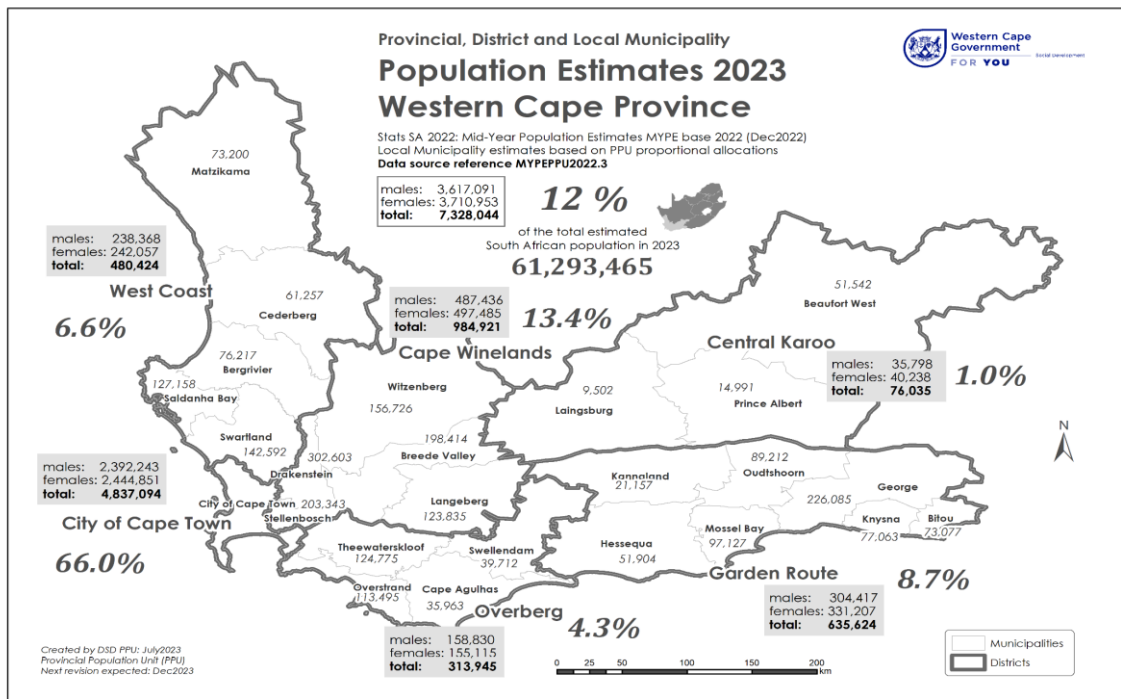
**FIGURE 9: TOTAL POPULATION BY CENSUS YEAR, CENSUS 1996 - 2022**



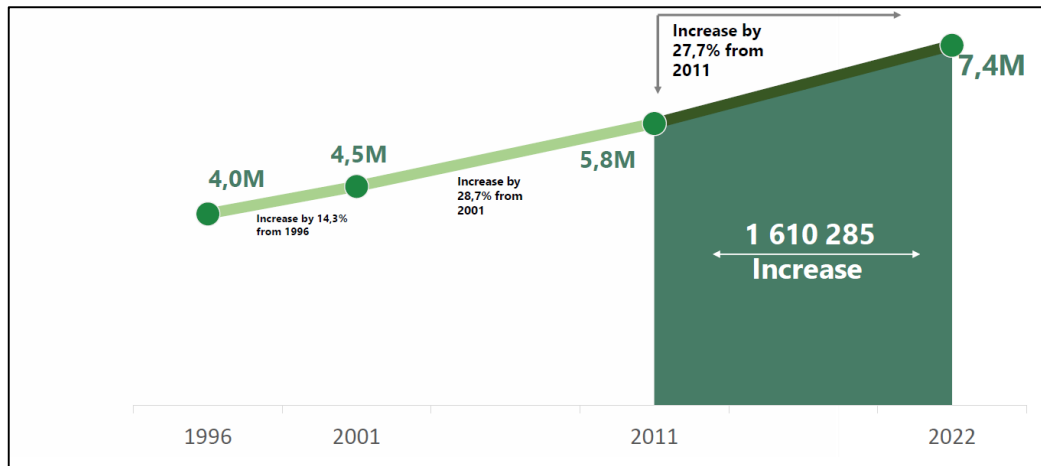
Census 2022

ii. *Western Cape Population*

**FIGURE 10: WESTERN CAPE POPULATION ESTIMATES FOR PROVINCE AND DISTRICTS 2023**





**FIGURE 11: INCREASE IN POPULATION IN WESTERN CAPE (2011 – 2022)**

**TABLE 21: ESTIMATED TOTAL DISTRICT POPULATION AND EXPECTED CHANGE, 2023 – 2027**

District/Metro	2023	2024	2025	2026	2027	Change 2023-2027	
						N	%
West Coast (DC1)	480,424	488,535	497,102	505,846	514,622	34,198	7.1
Cape Winelands (DC2)	984,921	1,001,121	1,017,958	1,034,904	1,051,558	66,637	6.8
Overberg (DC3)	313,945	319,319	324,930	330,582	336,186	22,241	7.1
Garden Route (DC4)	635,624	641,379	647,601	653,839	660,001	24,376	3.8
Central Karoo (DC5)	76,035	76,541	77,115	77,700	78,270	2,235	2.9
Cape Town Metro	4,837,094	4,919,019	5,003,954	5,088,759	5,172,497	335,403	6.9
<b>Western Cape</b>	<b>7,328,044</b>	<b>7,445,914</b>	<b>7,568,660</b>	<b>7,691,630</b>	<b>7,813,135</b>	<b>485,091</b>	<b>6.6</b>

Stats SA, 2022.3 MYPE District Projections (2023-2027)

**TABLE 22: POPULATION OF THE WESTERN CAPE**

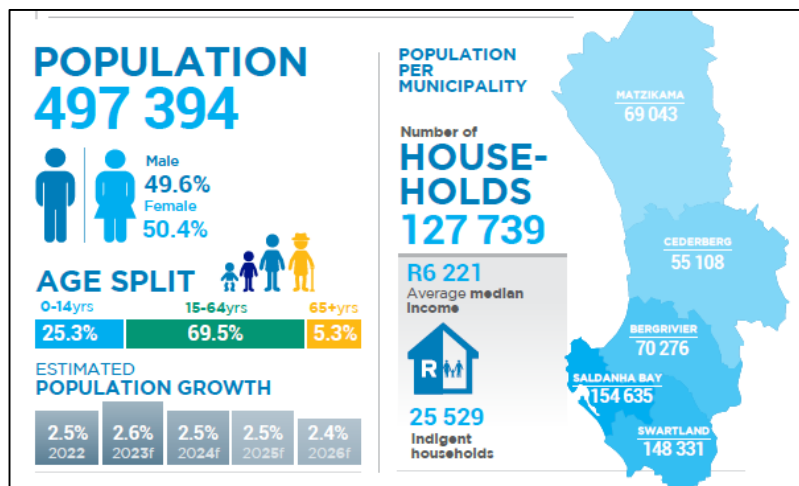
PROVINCE	CENSUS YEAR	GENDER		TOTAL
		MALE	FEMALE	
Western Cape	1996	1 935 494	2 021 381	3 956 875
	2001	2 192 321	2 332 014	4 524 335
	2011	2 858 506	2 964 228	5 822 734
	2022	3 602 159	3 830 860	7 433 019

**TABLE 23: DISTRIBUTION BY POPULATION GROUP, CENSUS 1996 - 2022**

PROVINCE	CENSUS YEAR	POPULATION GROUP					
		BLACK AFRICAN	COLOURED	INDIAN/ASIAN	WHITE	OTHER	TOTAL
Western Cape	1996	826 691	2 146 109	40 376	821 551		<b>3 834 727</b>
	2001	1 207 429	2 438 976	45 030	832 901		<b>4 524 335</b>
	2011	1 912 547	2 840 404	60 761	915 053	93 969	<b>5 822 734</b>
	<b>2022</b>	<b>2 884 511</b>	<b>3 124 757</b>	<b>84 363</b>	<b>1 217 807</b>	<b>115 235</b>	<b>7 426 673</b>

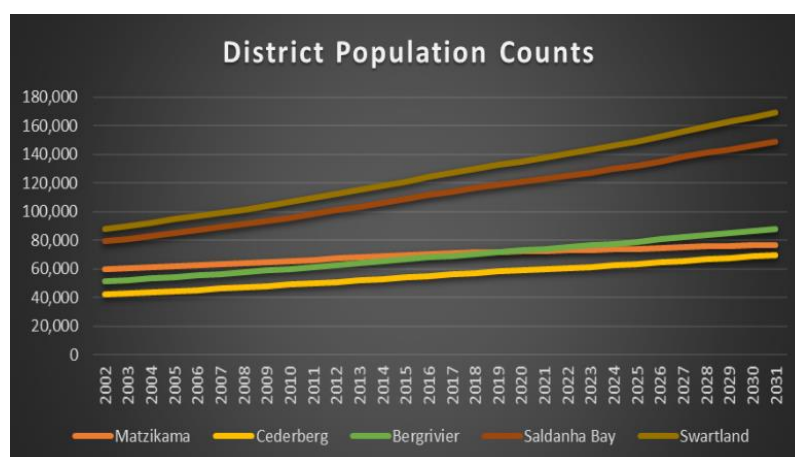
iii. *West Coast District Population*

**FIGURE 12: POPULATION OF THE WEST COAST DISTRICT**



MERO 2023

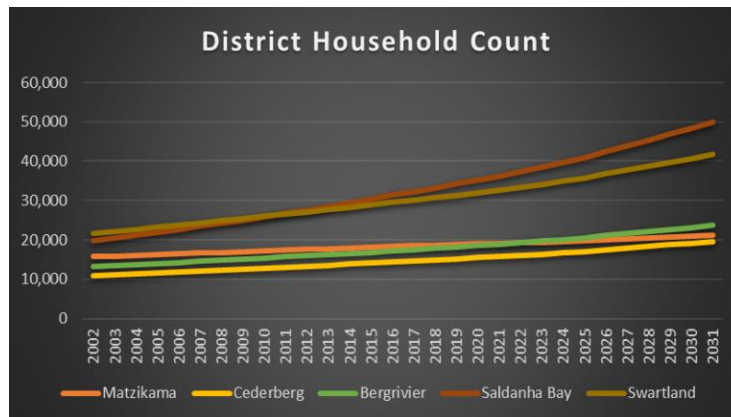
**FIGURE 13: ESTIMATED POPULATION COUNTS FOR WEST COAST DISTRICT**



IHS MARKIT

The below figure displays the estimated household counts per West Coast District Local Municipality from 2002 to 2031. It is evident that the Saldanha Bay Municipality has been and will continue to accommodate the most households per Municipality in the West Coast District, while the Cederberg Municipality will continue to accommodate the least households per Municipality in the District.

**FIGURE 14: ESTIMATED DISTRICT HOUSEHOLD COUNTS FOR WEST COAST DISTRICT**



IHS MARKIT

The below table displays estimated summary statistics for each of the West Coast District Local Municipalities for the period 2002 to 2031.

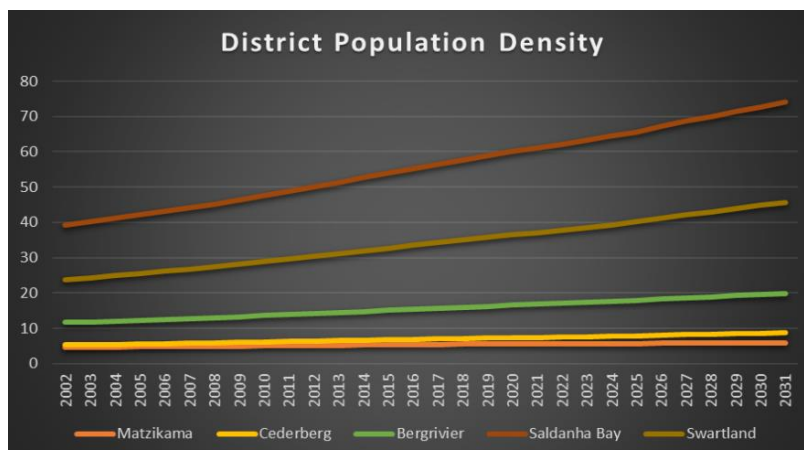
**TABLE 24: SUMMARY OF STATISTICS IN WEST COAST DISTRICT**

%	MATZIKAMA	CEDERBERG	BERGRIVIER	SALDANHA BAY	SWARTLAND
Average Household Contribution	16.32	12.87	15.89	25.92	29.01
Average Population Contribution	16.44	12.99	15.61	28.30	26.67
Average Population Growth Rate	0.84	1.74	1.87	2.21	2.28
Average Household Growth Rate	1.02	2.02	2.03	3.23	2.28

MERO 2022

The below figure displays estimated population density (population per km<sup>2</sup>) for each of the West Coast District Local Municipalities for the period 2002 to 2031. The Saldanha Bay Municipality will continue to be to most populated Municipality, while the Matzikama Municipality will continue to be the least populated Municipality in the West Coast District. There are significant disparities between the Municipalities as evident in the figure.

**FIGURE 15: ESTIMATED DISTRICT POPULATION DENSITY FOR WEST COAST DISTRICT**



IHS MARKIT

The table presents the estimated population per age grouping in the Western Cape Province:

**TABLE.25: ESTIMATED POPULATION PER AGE GROUP IN THE PROVINCE, 2023 – 2027**

Age	2023	2024	2025	2026	2027
0-4	593064	596157	597540	598508	599391
5-9	563314	566468	572594	582118	591925
10-14	585657	584395	581270	576189	574217
15-19	569717	589446	601735	607374	616145
20-24	542022	551140	568296	589678	611292
25-29	608556	602870	599390	598678	596837
30-34	669799	662740	656112	651272	644638
35-39	660576	673888	683629	683589	681841
40-44	548009	574197	598597	622893	641747
45-49	449932	458404	471025	490436	512600
50-54	396278	404778	413740	422259	429605
55-59	336271	344912	353299	361951	371065
60-64	272663	281436	291082	300755	309377
65-69	205707	213868	222912	232070	241561
70-74	147787	152613	158765	165526	172378
75-79	99388	104268	108965	112827	116820
80+	79306	84334	89707	95506	101697
<b>Western Cape</b>	<b>7328044</b>	<b>7445914</b>	<b>7568660</b>	<b>7691630</b>	<b>7813135</b>

The below figure displays estimated average population age (in the age cohort 25-29) for each of the West Coast District Local Municipalities for the period 2002 to 2031. The bars present the contribution (%) of the population count between 25 and 29 of the total population count for each Municipality for the indicated period. It proposes that the average age in the Matzikama Municipality will stay constant at around 27, while the average age in the other 4 Municipalities will increase relative consistently over the period from around 27 to 32, i.e., aging of the population. The data also proposes that the average population age is the highest in the Bergervier Municipality reaching around 35 in 2031.

**TABLE 26: TOTAL ESTIMATED POPULATION PER AGE GROUP WEST COAST DISTRICT 2023 – 27**

Age	2023	2024	2025	2026	2027
0-4	41093	41540	41965	42402	42861
5-9	39276	39522	39913	40573	41376
10-14	39995	40251	40394	40324	40286
15-19	38547	39770	40601	41104	41816
20-24	37329	37752	38666	39870	41223
25-29	42168	41887	41694	41600	41348
30-34	45702	45508	45312	45202	44897
35-39	43699	45005	46041	46407	46663
40-44	34119	36335	38518	40691	42333
45-49	28052	28128	28623	29797	31363
50-54	26108	26401	26654	26826	26905
55-59	21964	22646	23263	23811	24287
60-64	16817	17442	18144	18874	19546
65-69	11867	12314	12859	13456	14050
70-74	7641	7873	8173	8514	8852
75-79	4306	4433	4562	4674	4859
80+	1740	1727	1721	1721	1957
<b>Total</b>	<b>480424</b>	<b>488535</b>	<b>497102</b>	<b>505846</b>	<b>514622</b>

It is important to list the collective major areas of concern in the West Coast as to contextualise the major challenges of Bergrivier. These major areas of concern for the whole of the West Coast District include:

- Rising population and poor households;
- Households with no income;
- High unemployment rate and in-migration;
- Cost of housing;
- Informal dwellers;
- Teenage pregnancies;
- ART and TB patient loads;
- Lower immunisation coverage;
- Sustainability of service levels;
- Shortage of relevant and appropriate human resource;
- Water & other resources, including funding;
- Increasing cost and unaffordability of basic services; and
- Climate change and effect on agriculture.

#### *iv. Bergrivier Municipality Population*

##### *Population statistics*

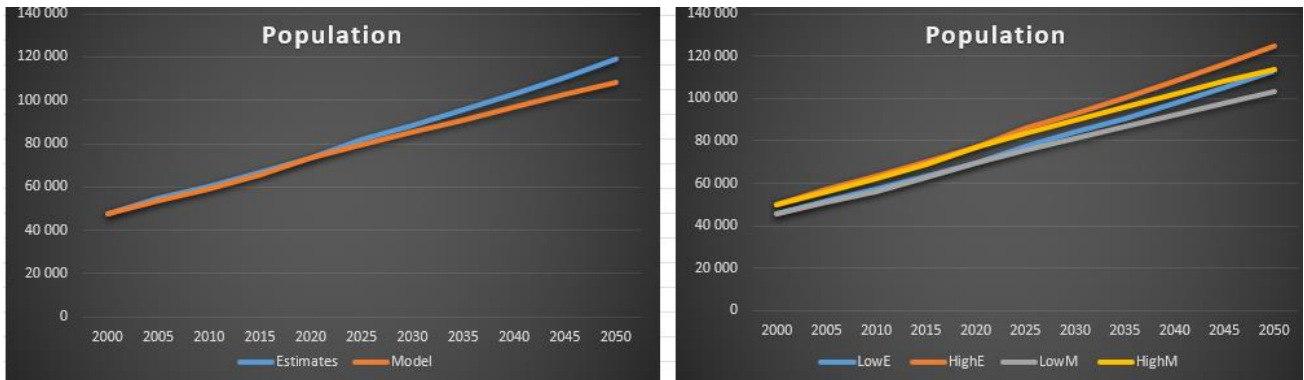
According to the 2023 StatsSA, 70 276 people are residing within the Bergrivier Municipal Area with a projection of 87 724 in 2031.

The Municipality is home to 18 699 households in 2023 with a projection of 23 689 households in 2031. The average household size in the Municipality is projected to decrease from 3.92 in 2021 to 3.70 in 2031. The average population density in the Municipality is projected to increase from around 16.8 people per km<sup>2</sup> in 2021 to 19.9 people per km<sup>2</sup> in 2031. Bergrivier Municipal Area is the 3<sup>rd</sup> least populated municipal area in the West Coast District. It has the 2<sup>nd</sup> highest household size and the 3<sup>rd</sup> highest population density in the West Coast District.

The following figure outlines the estimated population growth in and for Bergrivier Municipal Area:

:

**FIGURE 16: ESTIMATED POPULATION GROWTH**



- *Population per town*

The following table indicates the population dispersion by town / area:

**TABLE 27: ESTIMATED POPULATION DISPERSION PER TOWN/AREA**

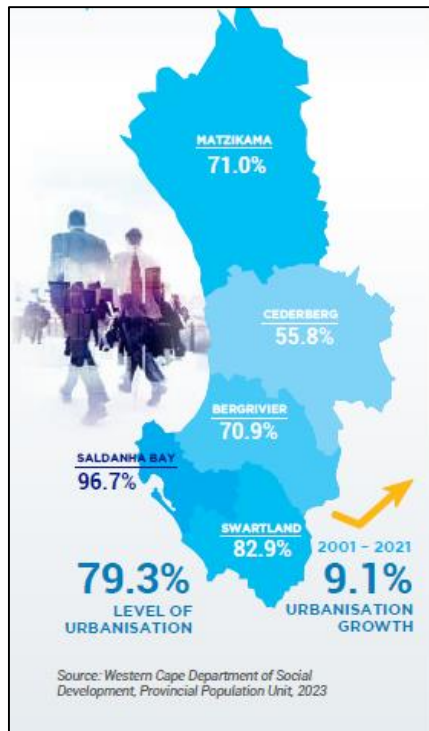
	2020	2025	2030	2035	2040	2045	2050
Piketberg	14 804	16 415	17 722	18 895	19 941	20 858	21 720
Aurora	708	784	846	901	950	993	1 033
Bergrivier Rural	30 034	33 302	35 952	38 331	40 451	42 311	44 060
Wittewater	1 040	1 153	1 244	1 326	1 399	1 463	1 523
Dwarskersbos	821	910	982	1 046	1 104	1 154	1 201
De Hoek	405	449	486	518	547	573	597
Velddrif	13 502	14 968	16 157	17 223	18 172	19 004	19 787
Porterville	8 642	9 582	10 344	11 028	11 638	12 173	12 676
Eendekuil	1 876	2 080	2 245	2 394	2 526	2 642	2 751
Goedverwacht	2 425	2 688	2 901	3 093	3 263	3 412	3 552
Redelinghuis	703	779	841	897	946	989	1 030
Beaverlac	72	80	87	92	98	102	107
De Lust	839	930	1 004	1 070	1 129	1 181	1 230

IHS MARKIT

Between 2001 and 2021, the West Coast District was projected to experience the Province’s second highest level of urbanisation, estimated at 9.1 %. The urban population was expected to have grown from slightly below 200 000 individuals in 2001, constituting 70.9 % of the total population, to more than 370 000 individuals in 2021, making up 79.3 % of the total population. Bergrivier Municipal Area had the highest urbanisation rate in the District from 2001 to 2021. This growth can be indicative of several factors, including increased economic

opportunities, improved infrastructure, or shifts in employment patterns, which often lead individuals to migrate from rural areas to urban centres. Urbanisation, especially in towns such as Velddrif, Piketberg and Porterville is increasing consumer spending, benefiting the retail sector and increasing the demand for business services such as insurance providers. Similar to the other municipal areas in the West Coast District, the rural population in Bergrivier Municipal Area experienced minimal changes in its numbers. However, its contribution to the overall population share had decreased by 2 021. The growth in urban areas such as Velddrif and Dwarskersbos contributed to the general trend of urbanisation.

**FIGURE 17: LEVEL OF URBANISATION, 2001 - 2021**



MERO 2022

*Population statistics per gender*

The following is an overview of the population per gender per district.

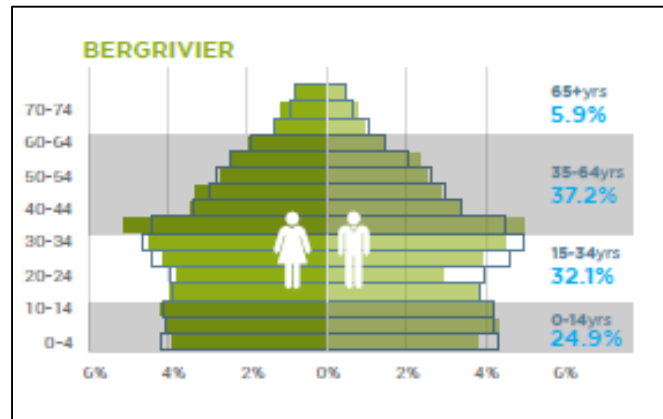
**TABLE 28: ESTIMATED POPULATION BY GENDER PER DISTRICT, 2023 – 27**

Municipalities/Metro	2023			2027			% Change Total (2023-2027)
	Male	Female	Total	Male	Female	Total	
City of Cape Town Metro Municipality	2392243	2444851	4837094	2563790	2608708	5172497	6.9
West Coast District Municipality (DC1)	238368	242057	480424	255746	258877	514622	7.1
Cape Winelands District Municipality (DC2)	487436	497485	984921	520587	530970	1051558	6.8
Overberg District Municipality (DC3)	80042	73481	153523	86646	79587	166233	8.3
Garden Route District Municipality (DC4)	147292	150745	298037	157073	160412	317484	6.5
Central Karoo District Municipality (DC5)	97518	101864	199382	105335	110382	215717	8.2
<b>Western Cape Province</b>	<b>95097</b>	<b>101166</b>	<b>196263</b>	<b>99257</b>	<b>106148</b>	<b>205404</b>	<b>4.7</b>

Stats SA, 2022.3 MYPE District Projections (2023-2027)

The population per gender is as follows:

**FIGURE 18: GENDER COMPOSITION**



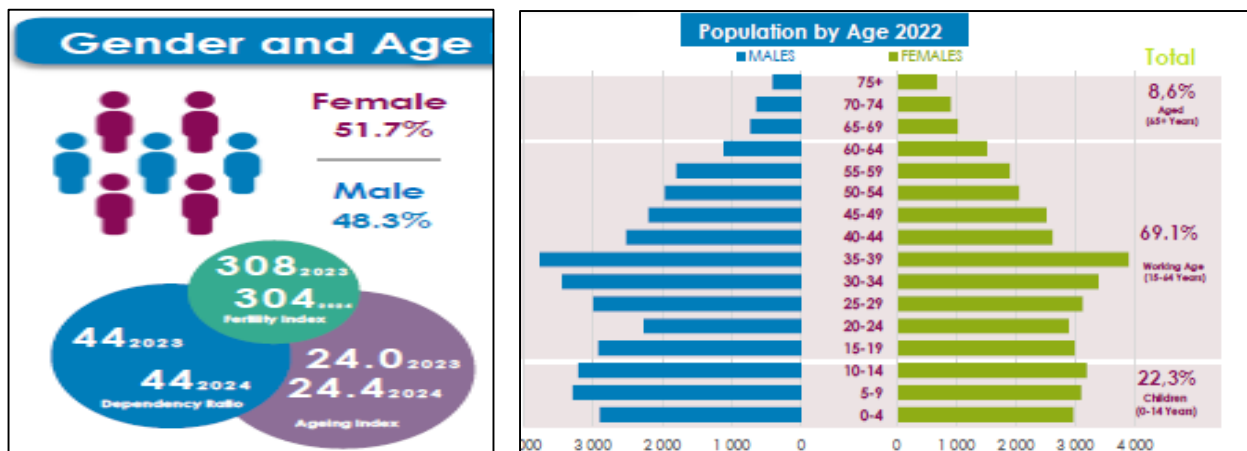
MERO 2023

The gender composition remained relatively unchanged and well balanced, with a slightly higher ratio of females to males. The increasing gender ratio could be attributed to a wide range of factors including an increase in female mortality rates and the potential inflow of working males into the municipal area.

*Population statistics per age*

According to the 2023 SEP, the Age Cohorts can be outlined as follows:

**FIGURE 19: AGE COHORTS**



SEP 2023

A higher population growth is estimated for working aged population, with an expected growth in 2021 to 2025 of 1.3 % on average annually. An average growth rate for children is expected to be 1.2 % over the same period, with a slower growth of 0.7 % for the 65+ aged group. The depicted growth decreases the dependency ratio in 2021 from 45.6 to 45.3 in 2025.

*Population statistics per race*

The racial composition is as follows:



TABLE 29: RACIAL COMPOSITION

	Black African			Coloured			Indian or Asian			White			Other			Unspecified			Total		
	Male	Female	Total	Male	Female	Total	Male	Female	Total	Male	Female	Total	Male	Female	Total	Male	Female	Total	Male	Female	Total
0 - 4	368	347	715	2 088	2 056	4 144	4	-	4	239	230	469	32	15	47	-	-	-	2 732	2 648	5 380
5 - 9	192	220	413	2 158	2 037	4 195	-	-	4	167	178	345	13	17	30	-	-	-	2 532	2 453	4 985
10 - 14	176	221	397	2 258	2 194	4 452	-	3	4	224	225	448	3	9	11	-	-	-	2 662	2 651	5 314
15 - 19	151	184	335	2 180	2 172	4 352	3	-	-	203	180	383	15	22	37	-	-	-	2 551	2 558	5 108
20 - 24	399	422	821	2 242	2 178	4 421	-	4	4	214	214	428	74	46	120	-	-	-	2 930	2 865	5 795
25 - 29	630	468	1 099	1 972	2 275	4 246	14	-	14	280	243	523	68	33	101	-	-	-	2 964	3 019	5 984
30 - 34	544	531	1 076	1 786	2 065	3 851	11	-	11	283	279	562	92	35	128	3	-	3	2 719	2 911	5 630
35 - 39	552	459	1 010	1 789	1 961	3 750	4	7	11	374	359	733	83	36	120	3	3	5	2 805	2 824	5 629
40 - 44	329	316	644	1 551	1 708	3 259	19	7	26	362	371	733	60	35	95	3	-	3	2 322	2 438	4 760
45 - 49	208	181	389	1 481	1 720	3 201	-	4	4	309	323	632	42	18	60	3	3	5	2 043	2 248	4 291
50 - 54	99	84	183	1 470	1 716	3 186	3	4	6	355	452	807	31	13	44	-	3	3	1 957	2 271	4 228
55 - 59	54	29	83	1 202	1 697	2 899	3	3	4	446	493	939	27	20	48	3	-	-	1 732	2 241	3 973
60 - 64	22	9	32	868	1 169	2 038	3	-	3	501	562	1 062	18	15	33	-	-	-	1 412	1 756	3 168
65 - 69	8	6	13	623	846	1 469	-	-	3	463	481	945	27	17	44	-	-	-	1 121	1 352	2 473
70 - 74	4	4	8	367	498	865	-	-	-	356	434	790	4	6	9	-	-	-	731	941	1 672
75 - 79	5	7	12	177	287	464	-	3	3	235	295	530	-	-	-	-	-	-	416	593	1 010

	Black African			Coloured			Indian or Asian			White			Other			Unspecified			Total		
	Male	Female	Total	Male	Female	Total	Male	Female	Total	Male	Female	Total	Male	Female	Total	Male	Female	Total	Male	Female	Total
80 - 84	-	4	4	71	150	222	-	-	-	128	187	315	3	4	6	-	-	-	201	347	548
85+	-	-	3	32	98	130	-	-	-	61	138	198	-	-	-	-	-	-	95	235	330
Total	37 42	3 493	7 234	24 316	26 827	51 143	64	38	103	5 201	5643	1 0844	589	342	932	13	8	21	33 925	36 351	70 276

StatsSA 2023

## Language dispersion

The following table provides an estimate of the language dispersion in the Bergrivier Municipal Area:

**TABLE 30: LANGUAGE**

	Black African			Coloured			Indian or Asian			White			Other			Unspecified			TOTAL		
	Male	Female	Total	Male	Female	Total	Male	Female	Total	Male	Female	Total	Male	Female	Total	Male	Female	Total	Male	Female	Total
Afrikaans	238	175	414	23569	26085	49654	32	14	45	4402	4800	9202	234	221	454	-	-	-	28475	31294	5976 8
English	244	188	433	172	208	380	28	23	51	685	680	1365	127	39	166	-	-	-	1256	1137	2394
IsiXhosa	2194	2214	4408	23	11	34	-	-	-	-	-	-	12	9	21	-	-	-	2231	2234	4465
IsiZulu	47	33	80	-	-	-	-	-	-	-	-	-	-	-	3	-	-	-	49	33	82

	Black African			Coloured			Indian or Asian			White			Other			Unspecified			TOTAL		
	Male	Female	Total	Male	Female	Total	Male	Female	Total	Male	Female	Total	Male	Female	Total	Male	Female	Total	Male	Female	Total
Sepedi	18	15	32	3	4	6	-	-	-	-	-	-	4	-	4	-	-	-	23	18	42
Sesotho	125	99	224	6	-	6	-	-	-	-	-	-	9	12	21	-	-	-	140	111	251
Setswan	81	21	102	4	3	6	-	-	-	-	-	-	4	5	9	-	-	-	89	28	117
Sign language	-	-	-	-	4	4	-	-	-	3	3	5	-	-	-	-	-	-	-	7	9
Siswati	4	3	6	-	-	-	-	-	-	-	-	3	4	-	4	-	-	-	9	3	11
Tshivenda	5	4	9	-	-	-	-	-	-	-	-	-	-	-	-	-	-	-	5	4	9
Xitsong	7	8	15	-	-	-	-	-	-	-	-	-	9	-	9	-	-	-	16	8	24
Xhosa, Nama and San	-	-	-	-	-	-	-	-	-	-	-	-	-	-	-	-	-	-	-	-	-
Shona	430	346	776	-	6	6	-	-	-	-	-	-	23	18	41	-	-	-	453	370	823

	Black African			Coloured			Indian or Asian			White			Other			Unspecified			TOTAL		
	Male	Female	Total	Male	Female	Total	Male	Female	Total	Male	Female	Total	Male	Female	Total	Male	Female	Total	Male	Female	Total
Chichewa/C hewa/Nyanj	29	6	35	-	-	-	-	-	-	-	-	-	34	7	41	-	-	-	63	13	76
Portug uese	4	6	10	4	-	4	-	-	-	3	3	7	7	12	19	-	-	-	18	22	40
Other	39	13	52	6	3	8	-	-	-	3	5	9	106	-	106	-	-	-	153	20	174
Not applicable	256	345	601	510	490	1000	-	-	-	82	125	207	13	13	26	13	8	21	874	981	1855
Unspe cified	21	15	36	17	14	31	3	3	5	22	27	48	-	-	-	-	-	-	63	58	121
<b>Total</b>	<b>3742</b>	<b>3493</b>	<b>7234</b>	<b>24316</b>	<b>26827</b>	<b>51143</b>	<b>64</b>	<b>38</b>	<b>103</b>	<b>5201</b>	<b>5643</b>	<b>10844</b>	<b>589</b>	<b>342</b>	<b>932</b>	<b>13</b>	<b>8</b>	<b>21</b>	<b>33925</b>	<b>36351</b>	<b>70276</b>

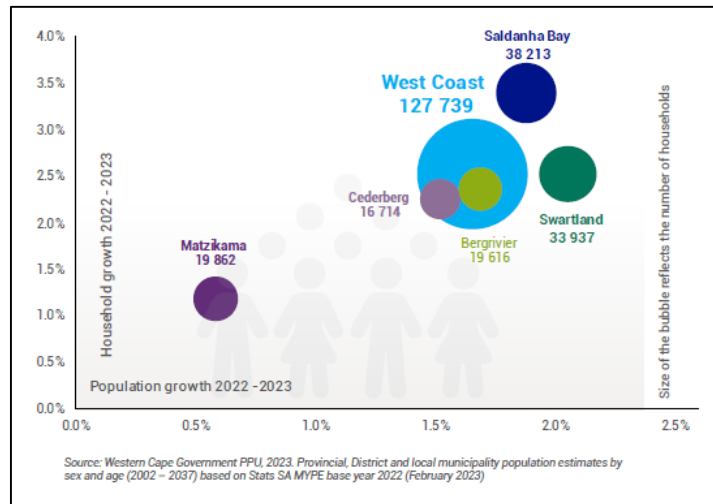
StatsSA 2023

4.3.2.2 HOUSEHOLDS

Number of households

Number of households as per municipality in the West Coast:

FIGURE 20: NUMBER OF HOUSEHOLDS



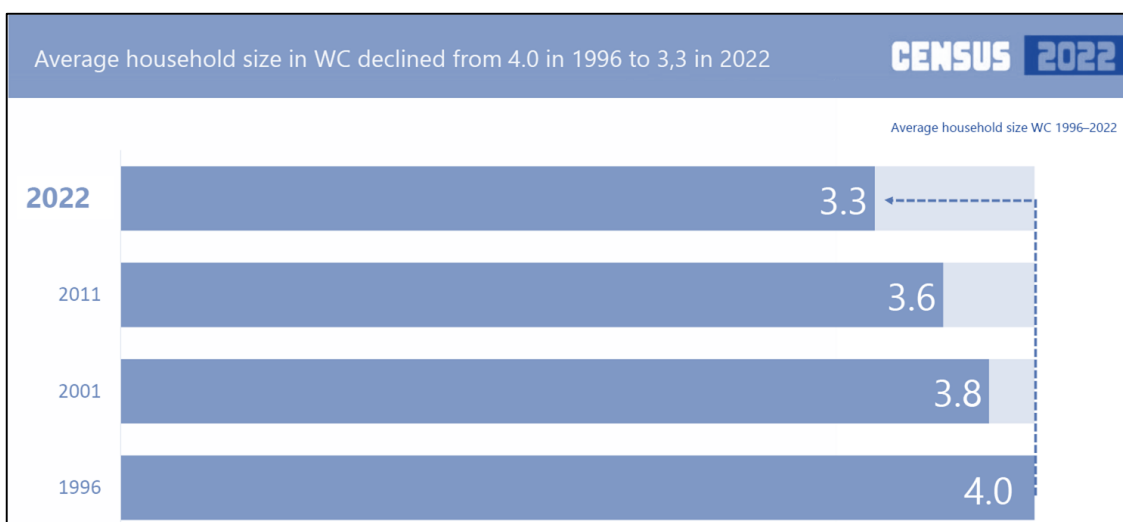
MERO 2023

Basic service delivery should be informed by credible and accurate number of households within a municipal area. There are 19 616 households in the Bergrivier Municipal Area with 127 739 households in the West Coast District in 2022. The total households include the entire municipal area inclusive of private farms and/or land.

Household size

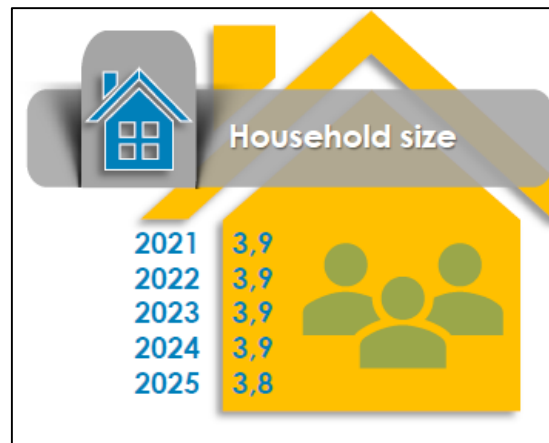
The following is an overview of the average household size in the Western Cape:

FIGURE 21: AVERAGE HOUSEHOLD SIZE IN THE WESTERN CAPE 1996 - 2022



Minimal change in household size is expected between 2021 and 2031 in the Bergrivier Municipal Area with the actual size of households estimated to remain at 3.9 persons per household. It is expected to drop to 3.7 persons per household in 2031.

FIGURE 22: HOUSEHOLD SIZE



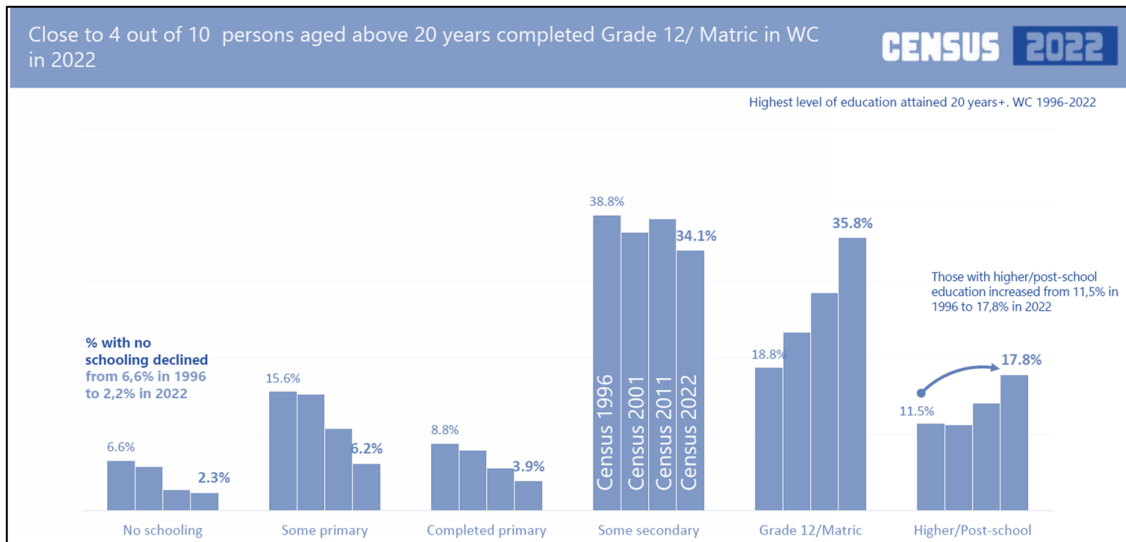
SEP 2022

### 4.3.3 SOCIAL PROFILE

#### 4.3.3.1 EDUCATION

Education is the functional mandate of the Department of Education, but the impact of shortcomings within the education system and the lack of skills impact on the Municipality. The Municipality therefore has a vested interest in working co-operatively with the Department of Education and related departments whose functional mandates fall within the realm of social development.

Skills are an essential contributor to the development of individuals, businesses, societies and economies. Their importance is even more pronounced in the South African context where high levels of structural unemployment among the youth is still more prevalent than in other emerging economies. While low skill levels and lack of experience are widely known as the primary causes of unemployment amongst youth, it is also becoming increasingly apparent that many young graduates are unable to find employment due to an education system that is supplying industry with skills that are either inadequate or irrelevant. Globally, apprenticeship-based learning remains the most effective learning methodology that produces high quality workers that have the skills that employers need. The Labour Force Surveys released by Stats SA on a quarterly basis reveal that the unemployment rate among youth (aged 15-34 years) is consistently higher than the adult unemployment rate in all provinces.

**FIGURE 23: COMPLETION OF GRADE 12 IN WESTERN CAPE**


Low literacy levels remain a challenge in the West Coast District. In 2022, the District literacy rate (57.6 %) was substantially lower than that of the Province (66.2 per cent). However, between 2012 and 2022 the rate increased by 0.2 of a percentage point in the West Coast District, while increasing by 0.9 of a percentage point in the Province. Low literacy rates affect employment prospects, increasing poverty and the need for income assistance. Racial disparities amplify poverty and income inequality levels in the West Coast District. Literacy levels are especially low for the coloured population (52.5 %) and have declined for this group since 2012. By contrast, literacy levels have improved for other racial groups. A disproportionately high number of coloured people stay on farms, where they may face difficulties in accessing education. This leads to low literacy levels, which impact employability in sectors other than agriculture. Ensuring that school-age children are enrolled in school and attend regularly is essential for improving literacy levels. Scholar transport support provided by the Western Cape Education Department therefore plays a critical role in securing access to education in the West Coast District.

Education and skills will improve access to available employment opportunities. The low education and skills levels of the Bergrivier Community are contributing to unemployment and poverty and are cause for concern. Education and training opportunities are limited by the absence of any tertiary (or technical) education facilities in the Municipal Area.

**TABLE 31: EDUCATIONAL QUALIFICATIONS**


	MALE	FEMALE	TOTAL
Grade R/0	13	15	28
Grade 1/ Sub A/ Class 1	77	89	166
Grade 2/ Sub B/ Class 2	119	133	252
Grade 3/ Standard 1/ ABET/ AET 1	258	255	514
Grade 4/ Standard 2	396	438	834

	MALE	FEMALE	TOTAL
Grade 5/ Standard 3/ ABET/ AET	624	697	1 321
Grade 6/ Standard 4	912	1 093	2 005
Grade 7/ Standard 5/ ABET/ AET	1 433	1 758	3 191
Grade 8/ Standard 6/ Form 1	1 899	2 147	4 046
Grade 9/ Standard 7/ Form 2/ ABET/ AET 4/ Occupational Certificate NQF Level 2	2 037	2 114	4 151
Grade 10/ Standard 8/ Form 3/ NCV Level 2/ Occupational Certificate NQF Level 2	2 393	2 707	5 100
Grade 11/ Standard 9/ Form 4/ NCV Level 3/ Occupational Certificate NQF Level 3	1 782	2 122	3 905
Grade 12/ Standard 10/ Form 5/ Matric/ NCV Level 4/ Occupational Certificate NQF Level 4	6 450	7 341	13 791
NTC I/N1	18	25	43
NTC II/N2	62	17	79
NTC III/N3	145	49	195
N4/NTC 4/ Occupational Certificate NQF Level 5	100	98	198
N5/NTC 5/ Occupational Certificate NQF Level 5	76	84	160
N6/NTC 6/ Occupational Certificate NQF Level 5	89	107	196
Certificate with less than Grade 12/ Standard 10	15	15	30
Diploma with less than Grade 12/ Standard 10	38	41	79
Higher/ National/ Advanced Certificate with Grade 12/ Std10/ Occupational Certificate NQF Level 5	106	192	298
Diploma with Grade 12/ Standard 10/ Occupational Certificate NQF Level 6	530	628	1 159
Higher Diploma/ Occupational Certificate NQF Level 7	344	414	758
Bachelor's degree/ Occupational Certificate NQF Level 8	585	680	1 265
Honours Degree/ Postgraduate Diploma/ Occupational Certificate NQF Level 8	186	233	419
Masters/ Professional Masters at NQF Level 9	125	92	217
PHD (Doctoral Degrees)/ Professional Doctoral Degree at NQF Level 10	44	12	56
Other	221	184	405
Do not know	1 346	874	2 220



	MALE	FEMALE	TOTAL
Not applicable	434	625	1 059
No schooling	501	692	1 192
Unspecified	87	68	155
<b>Total</b>	<b>23 446</b>	<b>26 038</b>	<b>49 485</b>

FIGURE 24: LEARNER ENROLMENTS &amp; LEARNER TEACHER RATIO



MERO 2023

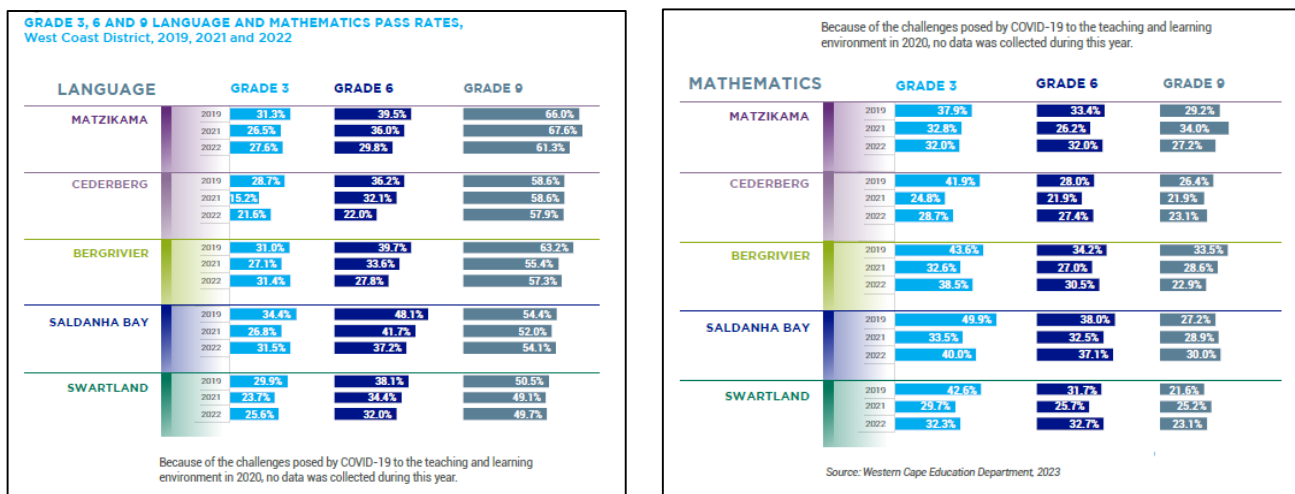
In the Bergrivier region, learner enrolment reached 8 778 in 2022, slightly surpassing the 8 692 enrolled in 2021. The increase in learner enrolment is indicative of positive developments such as improved access to education and heightened awareness of its societal benefits. However, this growth also presents socio-economic challenges, particularly in terms of infrastructure and resource demands, necessitating ongoing enhancements in educational quality to effectively cater to the expanding student population. As the number of learners rises, there is a critical need for strategic planning and investment in education does not ensure that the system can accommodate the influx while maintaining or improving the overall quality of education.

The learner retention rate is influenced by a wide array of factors, including economic influences such as unemployment, poverty/ very low household income, as well as social concerns such as teenage pregnancies, overcrowded classrooms, student attitudes towards education, as well as other personal circumstances which can make it difficult for learners to focus on education. The grade 10 to 12 retention rate for the Bergrivier areas stood at a modest 81.6 %, signalling significant challenges and concerns. Nevertheless, this performance emerged as the most favourable among the local municipalities within the region. Mitigating school dropouts requires a collaborative effort and a commitment to creating a supportive and inclusive educational environment that accommodates the diverse needs of students, tailored to the unique local challenges and circumstances.

The pass rates of Grade 9 students in important subjects such as languages and mathematics have substantial implications for their progression from Grade 10 to Grade 12. School attendance is compulsory until Grade 9. Poor performance during this pivotal year elevates the risk of students dropping out before they enter the further education and training (FET) phase, which encompasses Grades 10 to 12. Even if students continue to the FET phase, inadequate educational achievements in Grade 9 can still result in dropouts before matriculation. Consequently, many young individuals in the West Coast District have an incomplete secondary education. This adversely affects their standing in the job market since a matric certificate is frequently a minimum requirement for employment. In summary, subpar Grade 9 educational outcomes can have enduring repercussions, constraining career prospects and limiting opportunities for the individuals involved.

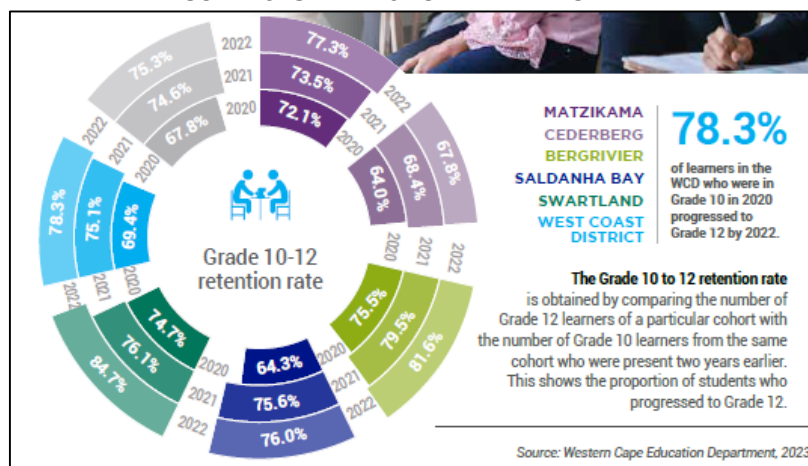
Despite the challenges faced by the education sector during the COVID-19 pandemic in 2020 and 2021, the Grade 10 to 12 retention rate in the West Coast District consistently improved during this period – a positive trend that continued into 2022. From 2020 to 2022, the District witnessed an 8.9 percentage point increase in the retention rate, which rose from 69.4 % to 78.3 % between 2020 and 2021.

FIGURE 25: PASS RATES



Notably, the 2022 retention rate exceeded the 75.3 % observed in the Western Cape. Over the reference period, learner retention improved by 7.5 % in the Province, contrasting with the more substantial increase of 8.9 % observed in the West Coast District.

FIGURE 26: GRADE 10 TO 12 RETENTION RATE



Bergrivier Municipal Area’s matric outcomes dropped sharply, and it impacts directly on learner access to higher education institutions to broaden employment opportunities.

**FIGURE 27: GRADE 12 PASS RATE AND BACHELOR’S PASS RATE 2020 - 2022**



MERO 2023

Despite education outcomes in the Province improving from 2020 to 2022, the West Coast District faced declines during this period, including a 3.3 % decrease in the matric pass rate between 2020 and 2022. Additionally, the 2022 pass rate was 2.9 % lower than the pre-COVID-19 (i.e., 2019) matric pass rate of 81.8 %. The decline in education outcomes was especially pronounced in the Bergrivier Municipal Area, where the matric pass rate dropped to 68.3 % in 2022, marking an 11.3 % decline from 2021. This decline reflects the adverse impacts of the COVID-19 pandemic on learners. Pupils in poor and rural areas could not easily join school online during the pandemic, and the loss of school days in lower grades ultimately impacted the Grade 12 results of 2022.

In socio-economic terms, Bergrivier has witnessed a notable decline in its matriculation pass rate, dropping from 79.6 % in 2021 to 68.3 % in 2022. While English pass rates remain commendable, the performance in critical subjects such as mathematics (57.8 % in pure mathematics; 70.4 % in mathematics literacy) and physical sciences (58.5 %) falls significantly below the overall pass rate. It is crucial to recognize that strong outcomes in mathematics and science often serve as prerequisites for pursuing higher education and specific career paths.

When examining matric pass rates, it is imperative to consider them together with retention rates, as low retention rates can potentially distort educational outcomes. Observing the results, there is typically a correlation where outcomes appear higher when retention rates are lower. Ensuring the retention of learners is a fundamental aspect of achieving holistic favourable education outcomes.

The following is an overview of learners not attending an educational institute or employment:

**TABLE 32: NUMBER OF YOUTH 15-34 YEARS NOT IN EDUCATIONAL INSTITUTIONS OR EMPLOYMENT (2018 – 2022)**

Metro type	2018	2019	2020	2021	2022
Metro	253,623	540,284	625,919	566,414	561,436
Non-metro	65,158	311,554	363,888	309,375	300,107
<b>Geographical type</b>					
Urban	315,519	816,254	901,368	825,511	831,610
Rural	3,261	35,585	88,439	50,278	29,933
<b>Population group</b>					
Black African	188,660	365,096	414,133	390,666	363,041
Coloured	125,247	450,928	472,597	444,648	456,613
Indian/Asian	0	6,047	38,970	40,475	10,396
White	4,873	29,767	64,107	0	31,494
<b>Age</b>					
15-24	136,582	350,625	355,604	344,768	350,480
25-34	182,199	501,214	634,203	531,021	511,063

Source: Stats SA, GHS 2018 - 2022

Empowering young people to realise their potential enables them to make valuable contributions to the workforce and society while narrowing the skills gap in the West Coast District and creating a demographic dividend for the area. In 2022, the West Coast District had a lower bachelor's pass rate than the Province, with a 4.4 % difference between the two. However, the matric pass rate differed by only 2.0 %. This suggests that while learners are passing their matric exams, they may not be achieving the marks required to advance to tertiary education. This trend has implications for the region's skills development.

Bergrivier Municipal Area had the lowest matric pass rate and one of the lowest bachelor's pass rates in 2022. The decrease in matric and bachelor's pass rates in the West Coast District raises concerns for future development and skills enhancement in this District. The drop in pass rates is expected to negatively impact youth employment and the income levels of the youth population within the West Coast District.

The number of schools (total of 20 public ordinary schools) has remained unchanged over the last few years. The number of no-fee schools also remained constant at 13 which represent 65 % of schools being registered with the Western Cape Department of Education. The number of schools with libraries decreased from 12 (2018) to 10 (2019) to 8 in 2020. There is therefore a considerable scope for the extension of libraries to other schools in the area.

### **Skills**

Skills are an essential contributor to the development of individuals, businesses, societies and economies. Their importance is even more pronounced in the South African context where high levels of structural unemployment among the youth is still more prevalent than in other emerging economies. According to the National Planning Commission (2012: 98), South Africa is experiencing a youth bulge, and this represents an opportunity for growth if young people are meaningfully employed but poses a potential for grave social instability if they are not. While low skill levels and lack of experience are widely known as the primary causes of unemployment amongst youth, it is also becoming increasingly apparent that many young graduates are unable to find employment due to an education system that is supplying industry with skills that are either

inadequate or irrelevant.

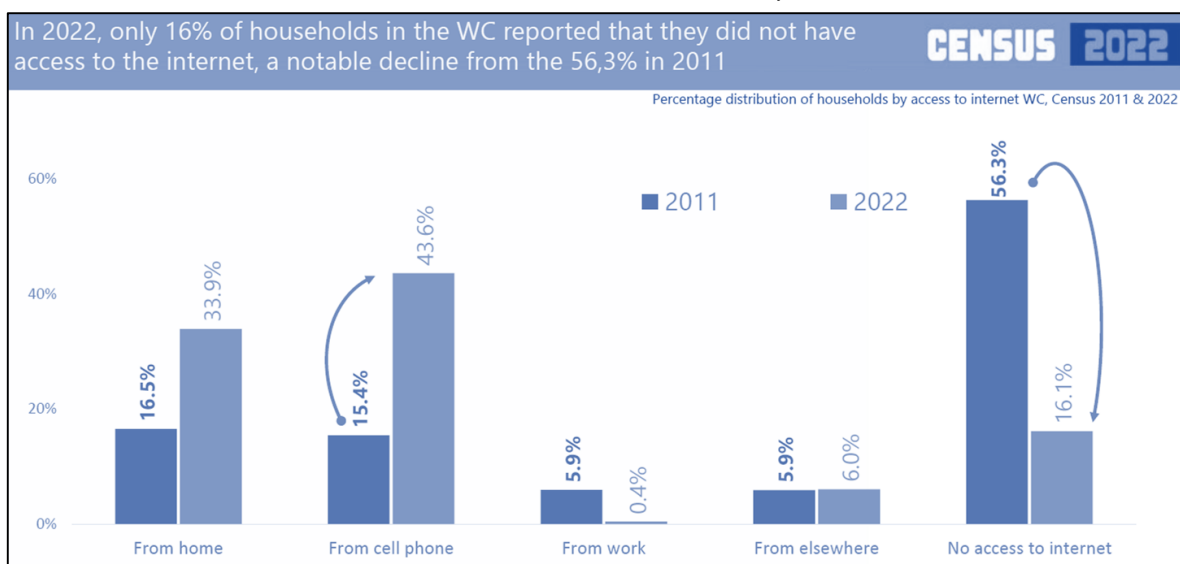
A significant number of jobs remain vacant because of a lack of the appropriate skills. These shortages are felt particularly in the fields of maths and science, with a lack of skills in fields such as engineering and Information and Communication Technology (ICT), as well as a growing shortage of vocational and technical skills (artisans) such as electricians, welders and mechanics, which is seriously hampering economic growth. There are several reasons for these shortages, which include:

- Poor maths and science pass rates at schools;
- Lack of awareness of scarce skills and related employment opportunities;
- Learners preferring to enroll at universities, which they view as superior to technical colleges;
- Negative societal perceptions of the status of artisans;
- A shortage of funding and workplace-based learning opportunities; and
- Lack of schools who present technical programs.

Education and skills will improve access to available employment opportunities. The low education and skills levels of the Bergrivier Community are contributing to unemployment and poverty and are cause for concern. Education and training opportunities are limited by the absence of any tertiary (or technical) education facilities in the Municipal Area. Bergrivier Municipality is the only municipality in the West Coast District without a FET College.

An interesting fact is the availability and urgency of access to internet. The following is an overview of access to the internet in the Western Cape.

**FIGURE 28: HOUSEHOLD ACCESS TO INTERNET, 2011 – 2022**



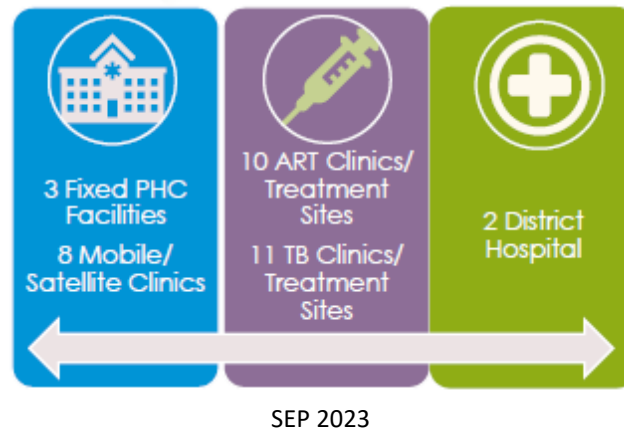
Bergrivier Municipality is currently in discussions with the Jakes Gerwel School of Skills in Bonnievale to establish a similar school in Piketberg. The funding and establishment of this model school will be conducted through the Small-Town Regeneration Programme. The Pietie Fredericks Youth Centre in Piketberg will also focus on making the youth ready for the market in terms of employment.

#### 4.3.3.3 HEALTH CARE

Good health is vital in achieving and maintaining a high quality of life. The information provided by the Department of Health pertains only to public sector health institutions and it should be acknowledged that health includes factors such as control of diseases, clean water, sanitation and removal of solid waste which falls within the mandate of municipalities.

##### *Healthcare Facilities*

**FIGURE 29: HEALTHCARE FACILITIES**



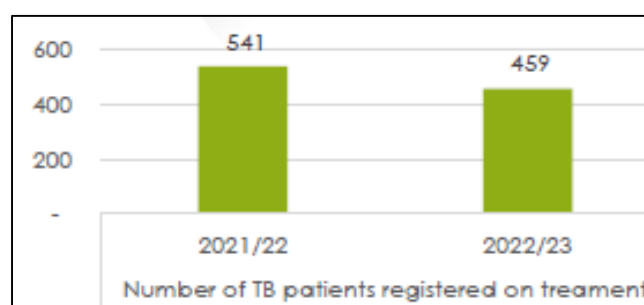
Bergrivier Municipality has a high percentage of households with no access to private healthcare institutions and are dependent on the availability and access to public health care facilities. Health care in South Africa is geared in such a way that people must move from primary, with a referral system, to secondary and tertiary levels. Bergrivier Municipality has 3 primary healthcare facilities, (3 fixed clinics), 7 mobile/satellite clinics and 2 district hospitals. Bergrivier Municipal Area has a total of 5 ambulances servicing the region with the District having a total of 29 for the same period. This number only refers to Provincial ambulances and excludes all private service providers.

Critical health issues in the Bergrivier Municipal Area are:

- Migration and the influx of seasonal workers which result in a higher burden of diarrhoea and an increase in TB and other infectious diseases.

##### *Tuberculosis*

**FIGURE 30: TUBERCULOSIS**



SEP 2023

In the Bergrivier region, there has been a notable rise in the overall enrolment of individuals undergoing antiretroviral treatment, witnessing an uptick of 142 patients from 1 394 in the 2021/22 period to 1 536 in 2022/23. On the flip side, there has been a decline in the count of new patients commencing antiretroviral treatment, decreasing by 42 individuals to 115 in 2022/23 compared to the 157 recorded in the previous year. Furthermore, a reduction has been observed in the number of tuberculosis patients enlisted for treatment, diminishing from 541 in 2021/22 to 459 in 2022/23.

From a socio-economic perspective, this shift in healthcare dynamics could have multifaceted implications. The increase in overall enrolment for antiretroviral treatment may suggest an improvement in access to healthcare services or an enhanced awareness of the importance of HIV treatment in the Bergrivier region. This could be indicative of a positive trend in managing and addressing the HIV/AIDS epidemic, contributing to improved public health outcome.

- *HIV/Aids*

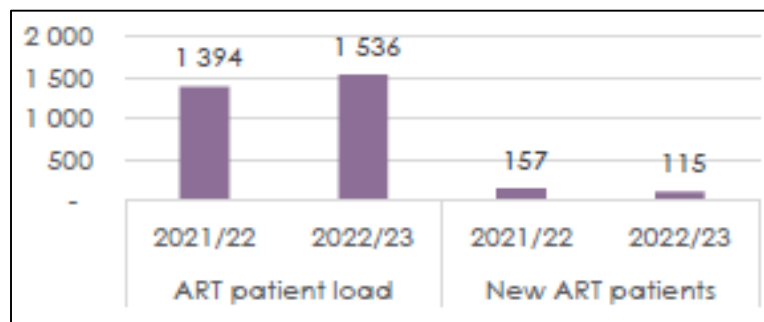
The following is an overview of the HIV Prevalence in South Africa.

**TABLE 33: HIV PREVALENCE RATES 2010 – 2022 – SA**

	Women 15-49	Adults 15-49	Youth 15-24	Incidence 15-49	Total population	population (in millions)
2010	18.94	15.82	6.13	1.59	10.42	5.32
2011	19.62	16.30	6.16	1.61	10.78	5.59
2012	20.33	16.81	6.24	1.61	11.15	5.88
2013	20.96	17.27	6.25	1.52	11.49	6.15
2014	21.58	17.72	6.23	1.48	11.84	6.44
2015	22.14	18.15	6.23	1.47	12.17	6.72
2016	22.55	18.46	6.11	1.30	12.44	6.97
2017	22.93	18.75	6.02	1.29	12.71	7.23
2018	23.27	19.02	5.94	1.26	12.97	7.48
2019	23.56	19.23	5.88	1.26	13.22	7.74
2020	23.80	19.41	5.84	1.26	13.47	8.00
2021	24.00	19.56	5.82	1.27	13.72	8.23
2022	24.10	19.63	5.79	1.23	13.94	8.45

The following is an overview of HIV prevalence in Bergrivier Municipal Area.

**FIGURE 31: HIV/AIDS**



SEP 2023

- Child Health

FIGURE 32: CHILD HEALTH



MERO 2023

In the Bergrivier region, there has been a notable decline in the immunisation rate, decreasing from 69.7% in 2021/22 to 64.8% in 2022/23, remaining below the optimal level. The following is an overview of malnutrition in child under 5 years in the Western Cape.

TABLE 34: MALNUTRITION OF CHILDREN UNDER 5 YEARS IN WESTERN CAPE PER DISTRICT

District/Metro	2018	2019	2020	2021	2022
West Coast District	86	85	37	49	46
Cape Winelands District	407	301	158	174	211
Overberg District	42	53	33	36	50
Garden Route District	95	98	88	97	144
Central Karoo District	31	29	11	18	14
City of Cape Town Metro	370	403	272	307	407
<b>Total</b>	<b>1,031</b>	<b>969</b>	<b>599</b>	<b>681</b>	<b>872</b>

Department of Health and Wellness, 2022: file

Concurrently, the malnutrition rate among children under five years old per 100 000 in the Bergrivier municipal area experienced a modest decrease from 0.7% in 2021/22 to 0.2% in 2022/23, while the rate for the District remained stable at 1.1 per 10 000 during the same reporting period. Meanwhile, the neonatal mortality- rate (NMR) per 1 000 live births in the Bergrivier municipal area declined from 6.5 in 2021/22 to 0.0 in 2022/23, whereas the District-wide rate exhibited a slight uptick from 7.2 to 7.7 during the same timeframe.

- *Maternal Health*

The maternal mortality rate recorded zero deaths per 100 000 live births in 2022/23 in the Bergrivier Municipal Area. The delivery rate to women under 20 years was recorded at 22,7%, an increase from 19%.

A worrying trend in the West Coast District is the high levels of teenage pregnancy, especially in the Bergrivier, Swartland and Matzikama municipal areas. The numbers speak volumes about the challenges these young mothers face and the underlying factors that drive this phenomenon. The following is an overview of the total teenage pregnancies in the Western Cape from 2028 – 2022.



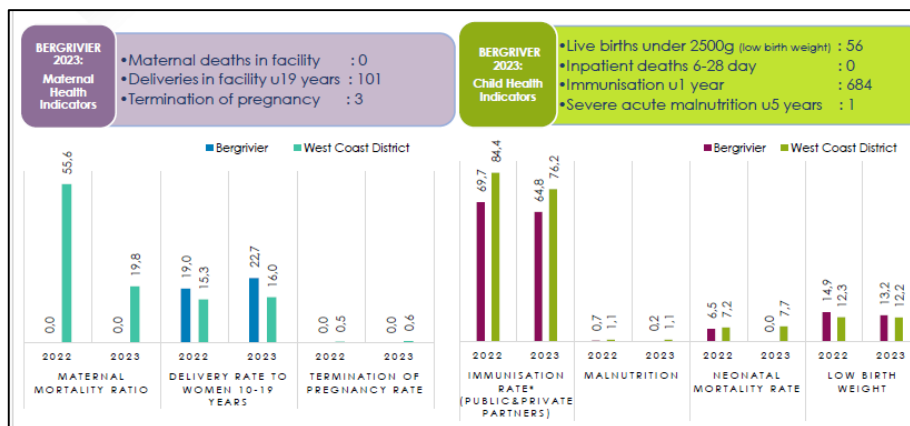
**TABLE 35: TEENAGE PREGNANCIES (10 – 19 YEARS OLD) 2018 – 2022 IN THE WESTERN CAPE PER DISTRICT**

Dept of Health	Teen Births					Teen TOPs					Total Teen Pregnancies				
District/Metro	2018	2019	2020	2021	2022	2018	2019	2020	2021	2022	2018	2019	2020	2021	2022
West Coast	642	637	677	845	781	79	49	122	100	75	721	686	799	945	856
Cape Winelands	1881	2142	2154	1910	1792	281	348	271	291	301	2162	2490	2425	2201	2093
Overberg	520	565	676	596	568	67	46	71	57	67	587	611	747	653	635
Garden Route	1378	1366	1463	1428	1286	186	168	136	131	182	1564	1534	1599	1559	1468
Central Karoo	162	159	180	193	153	0	0	0	0	0	162	159	180	193	153
CoCT	6288	6321	6540	6185	6099	1697	1905	1568	1600	1721	7985	8226	8108	7785	7820
<b>Total</b>	<b>10871</b>	<b>11190</b>	<b>11690</b>	<b>11157</b>	<b>10679</b>	<b>2310</b>	<b>2516</b>	<b>2168</b>	<b>2179</b>	<b>2346</b>	<b>13181</b>	<b>13706</b>	<b>13858</b>	<b>13336</b>	<b>13025</b>

Department of Health and Wellness, 2022: file

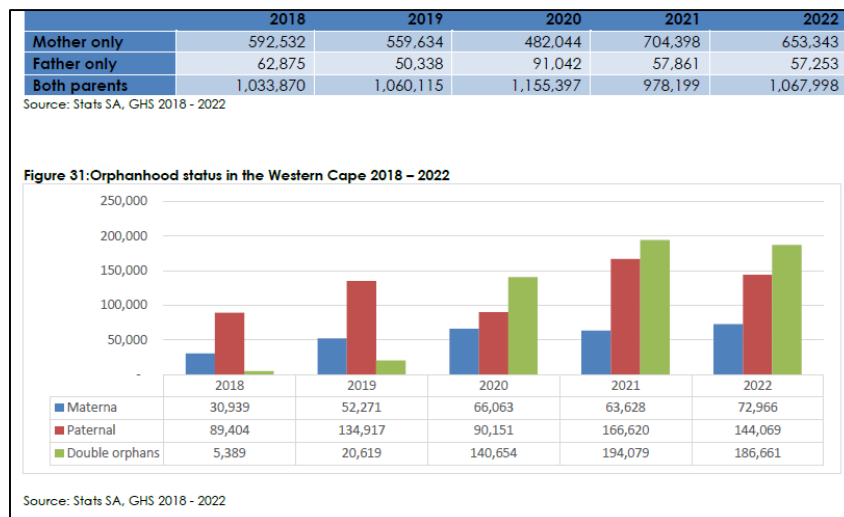
Between 2002 and 2020, the total number of live births to teenage mothers (i.e., females aged 10 to 19) within the West Coast District was 16 488. This amounted to, on average, 868 births annually. Births to teenage mothers in the District accounted for 7.6 % of such births in the Western Cape for the same period. Most of the births occurring in the West Coast District were in the Swartland and Saldanha Bay municipal areas (2 317 and 7 917 births, respectively). In 2022, births to teenage mothers accounted for 16.0 % of total live births in the West Coast District, with Bergrivier (22.7 %), Swartland (17.8 %) and Matzikama (17.1 %) having the highest proportions of births to teenage mothers.

**FIGURE 33: MATERNAL AND CHILD HEALTH**



The following is an overview of statistics on parenthood and on orphanhood:

**TABLE 36: PARENTS PART OF HOUSEHOLDS (2018-2022) AND ORPHANHOOD STATUS**



4.3.3.4 POVERTY

High poverty levels impact on the well-being of the community and the sustainability of the Municipality as it reduces the ability of people to pay for services and increases dependency on indigent grants which the Municipality finances from its equitable share. The following is an overview of the dependency population per age group, 2023 – 27 per district.

**TABLE 37: DEPENDENCY AGE GROUPING PER DISTRICT**

Districts/Metro	Age	2023	2024	2025	2026	2027
West Coast District (DC1)	0-14	120363	121313	122271	123298	124523
	15-64	334506	340874	347516	354183	360382
	65+	255555	26348	27315	28364	29717
	<b>Total</b>	<b>480424</b>	<b>488535</b>	<b>497102</b>	<b>505846</b>	<b>514622</b>
Cape Winelands District (DC2)	0-14	243673	244941	246135	247520	249379
	15-64	682315	694809	707721	720477	732266
	65+	58933	61371	64102	66907	69913
	<b>Total</b>	<b>984921</b>	<b>1001121</b>	<b>1017958</b>	<b>1034904</b>	<b>1051558</b>
Overberg District (DC3)	0-14	78298	78984	79607	80218	80903
	15-64	212876	216939	221181	225440	229570
	65+	22772	23397	24142	24923	25714
	<b>Total</b>	<b>313945</b>	<b>319319</b>	<b>324930</b>	<b>330582</b>	<b>336186</b>
Garden Route (DC4)	0-14	159883	160017	160151	160339	160633
	15-64	415193	419062	423122	427071	430912
	65+	60549	62300	64328	66430	68456
	<b>Total</b>	<b>635624</b>	<b>641379</b>	<b>647601</b>	<b>653839</b>	<b>660001</b>
Central Karoo District (DC5)	0-14	21777	21752	21762	21817	21874
	15-64	46949	47281	47641	47989	48321
	65+	7309	7508	7711	7894	8075
	<b>Total</b>	<b>76035</b>	<b>76541</b>	<b>77115</b>	<b>77700</b>	<b>78270</b>
City of Cape Town Metro	0-14	1118040	1120013	1121479	1123623	1128220
	15-64	3361984	3424845	3489724	3553725	3613696
	65+	357070	374161	392751	411410	430581
	<b>Total</b>	<b>4837094</b>	<b>4919019</b>	<b>5003954</b>	<b>5088759</b>	<b>5172497</b>
Western Cape	0-14	1742034	1742034	1747020	1751405	1756815
	15-64	5053823	5053823	5143811	5236906	5328886
	65+	532187	532187	555084	580349	605929
	<b>Total</b>	<b>7328044</b>	<b>7328044</b>	<b>7445914</b>	<b>7568660</b>	<b>7691630</b>

The intensity of poverty and the poverty headcount of municipalities are measured. The intensity of poverty is measured by calculating the Poverty Gap Index which is the average poverty gap in the population as a proportion of the poverty line. The Poverty Gap Index estimates the depth of poverty by considering how far, on the average, the poor are from that poverty line. The Poverty Gap Index is a percentage between 0 and 100 percent. A theoretical value of zero implies that no one in the population is below the poverty line. Individuals whose income is above the poverty line have a gap of zero, while individuals whose income is below the poverty line would have a gap ranging from 1 % to 100 %, (with a theoretical value of 100 % implying that everyone in the population has an income that is below the poverty line or zero). A higher poverty gap index means that poverty is more severe.

#### **Poverty Headcount and Intensity:**

#### **Share of People Below the Lower Poverty Line**

The lower poverty line is defined by StatsSA as the level of consumption that includes both food and essential non-food items but requires that individuals sacrifice some food items to obtain the non-food items. This variable measures the share of individuals in the selected area that are living below the lower poverty line for the given area and is balanced directly to the official lower bound poverty rate as measured by StatsSA.

**TABLE 38: SHARE OF PEOPLE BELOW THE LOWER POVERTY LINE**

DATE	TOTAL	PERCENTAGE
2017	20 122	28,50 %

DATE	TOTAL	PERCENTAGE
2018	20 974	29,20 %
2019	22 149	30,30 %
2020	24 399	32,80 %

IHS MARKIT

### Below the Upper Poverty Line

The upper poverty line is defined by StatsSA as the level of consumption at which individuals can purchase both sufficient food and non-food items without sacrificing one for the other. These variable measures the number of individuals living below that level of consumption for the given area and is balanced directly to the official upper poverty rate as measured by StatsSA.

As per definition, the Upper Bound Poverty Line (UBPL) an individual living in South Africa with less than R 1 227 (in April 2019 prices) per person per month was considered poor. In 2021, 55.00 % of Bergrivier' s population fell below the UBPL. This figure improved somewhat from the 55.92 % and 55.43 % recorded for the periods 2015 and 2018 respectively. Within the West Coast District region, Saldanha Bay (59.13 % in 2021) represents the highest proportion of people living in poverty; the Cederberg area (52.79 %) has the lowest proportion in the region.

**TABLE 39: BELOW THE UPPER POVERTY LINE**

DATE	TOTAL	PERCENTAGE
2017	31 780	45,00 %
2018	32 692	45,50 %
2019	34 022	46,50 %
2020	36 363	48,90 %

IHS MARKIT

### Household Income

The annual income for household living in Bergrivier is divided into 3 categories, namely the proportion of people that fall within the low-, middle- and high-income brackets. Poor households fall in the low-income bracket which ranges from no income to R 50 000 annually (R 4 166/ month). Increase in living standards is evidenced then by a rising number of households entering the middle- and high-income brackets. An estimated 49 % of households in Bergrivier fall within the low-income bracket of which 9,4 % have no income. 45 % of the households fall in the middle-income group with 6 % in the higher income group.

**TABLE:40: HOUSEHOLD INCOME**

AMOUNT (2016)	WEST COAST DISTRICT	BERGRIVIER	
No Income	10.7	9.4	Low Income
AMOUNT (2016)	WEST COAST DISTRICT	BERGRIVIER	
R1 - R6 327	1.8	1.5	
R6 328 - R12 653	3.1	1.9	
R12 654 - R25 306	14.0	13.7	
R25 307 - R50 613	21.8	22.4	
R50 614 – R101 225	19.2	21.8	Middle Income
R101 226 – R202 450	13.2	14.0	
R202 451 – R404 901	9.4	9.1	
R404 902 – R809 802	4.9	4.5	High Income
R809 803 – R1 619 604	1.3	0.8	
R1 609 605 – R3 239 208	0.4	0.4	
R3 239 209 or more	0.3	0.4	

Socio-Economic Profile: WC Provincial Government

*GDPR per capita*

**FIGURE 34: GDPR PER CAPITA**



SEP 2023

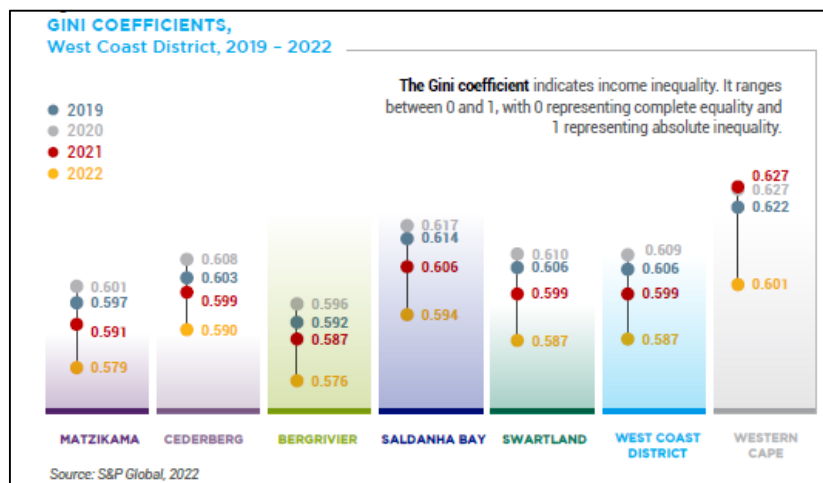
**GDPR Per Capita**

In the year 2022, the per capita GDP in the Bergrivier region was recorded at R 77,325, standing as the second lowest figure within the District, with the District average resting at R 87,934. Although real GDP per capita serves as an indicator of changes in the overall well-being of the populace, it is imperative to recognize that not everyone in the economy will earn an identical income, as suggested by the measure of real GDP per capita. However, despite the general desirability of a high GDP per capita, it is crucial to scrutinize its distribution and the welfare of all sectors of the population. The mitigation of income disparities, the promotion of inclusive growth, and the addressing of sustainability concerns emerge as pivotal tasks, especially in regions characterized by lower per capita GDP, such as the Bergrivier area.

### *Income Inequality*

Various methods can be employed to assess societal inequality, encompassing income, expenditure, assets, employment, education, health, access to basic services, and social mobility. By adopting a multidimensional perspective, the broader context of South Africans' challenges can be better defined regarding inequality. Ratios and indices utilised to measure inequality encompass the Gini coefficient, the Theil index, general entropy, the Palma ratio, and the Atkinson index. Nonetheless, the Gini coefficient stands out at the local municipal level as the most readily available and widely used data for measuring inequality.

**FIGURE 35: GINI CO-EFFICIENT**



From 2019 to 2022, income inequality in the West Coast District was less pronounced than in the Province. During 2020, Gini coefficients increased across all municipal areas and in the Province because of the economic disruptions resulting from the COVID-19 pandemic. These disruptions led to widespread job losses and reduced incomes, which disproportionately impacted low-wage and informal workers. Those already earning lower incomes bore the brunt of these effects, resulting in an exacerbated income gap. The West Coast District's Gini coefficient rose from 0.606 in 2019 to 0.609 in 2020 before declining in 2021 and 2022.

South Africa contends with one of the highest levels of global inequality, as indicated by the widely utilised Gini index. This stark economic disparity is observable in the uneven distribution of income, discrepancies in access to opportunities, and regional economic variations. The National Development Plan (NDP) has set an

ambitious objective of diminishing income inequality in South Africa, with the aim of reducing the Gini coefficient from 0.7 in 2010 to 0.6 by 2030.

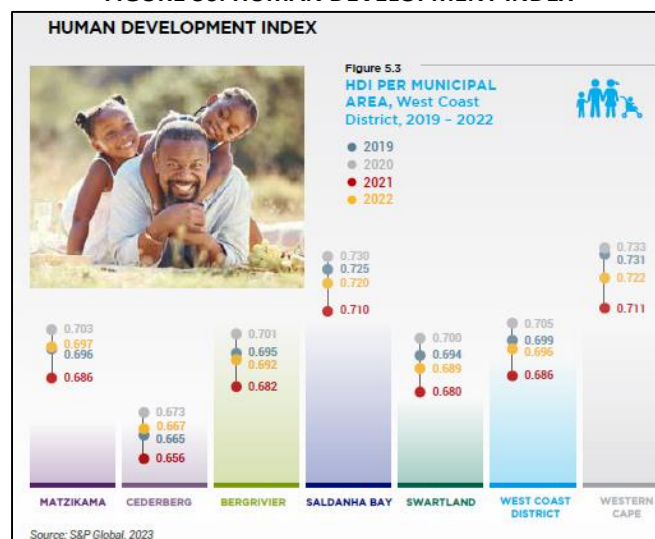
In the specific case of Bergrivier, its Gini co-efficient experienced a consistent increase from 0.56 in 2015 to 0.60 in 2021, likely exacerbated by the economic repercussions of the COVID-19 pandemic on employment and overall economic conditions. However, there was a notable decrease to 0.58 in 2022. This decline in the Gini co-efficient suggests progress towards realising the NDP's goal of reducing income inequality within the Bergrivier area. The socio-economic implications of this improvement may encompass enhancements in social equity, greater economic stability, and improved overall well-being for the community.

### *Human Development Index*

HDI (Human Development Index) is a composite indicator reflecting on education levels, health and income. The HDI is represented by a number between 0 and 1, where 1 indicates a high level of human development and 0 represents no human development.

From 2019 to 2022, the West Coast District consistently had a lower HDI score than the Province. This disparity was mainly driven by economic differences, as a segment of the population in the more rural parts of the District earned lower incomes than those in urban areas and had limited employment prospects. Conversely, residents of more urban and diverse areas such as Saldanha Bay and Swartland enjoyed higher incomes. HDI scores across the West Coast District and the Province declined in 2021, which can primarily be attributed to a reduction in life expectancy brought about by COVID-19. The scores rebounded in 2022 as life expectancy returned to more typical levels. However, they remained below previous levels because of the ongoing problem of low-income levels in the West Coast District. Both the District and the Province witnessed fluctuations in their HDI values from 2019 to 2022. In 2022, the West Coast District's HDI score was slightly lower than that of the Province. The effects of COVID-19 on life expectancy and employment, which subsequently affected income levels, were particularly pronounced within the District.

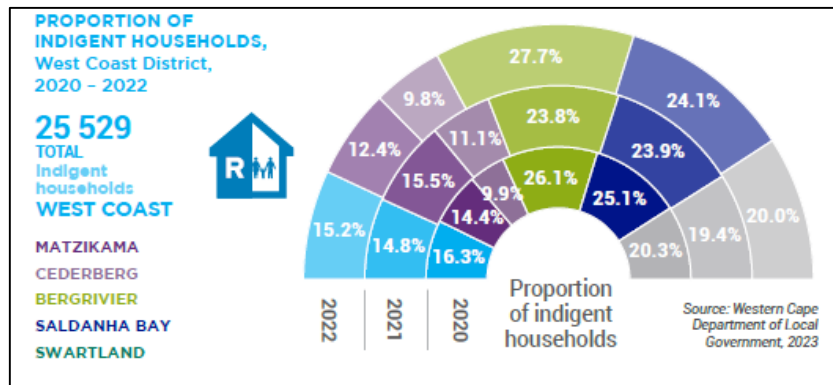
**FIGURE 36: HUMAN DEVELOPMENT INDEX**



MERO 2023

*Indigent households*

In response to the poverty levels of its communities, municipalities offer households support through their indigent policy. The indigent policy provides for free or discounted rates on municipal specified services such as water, electricity, sanitation, refuse removal as well as property rates. The following provides an overview of the number of indigents in the West Coast District:

**FIGURE 37: INDIGENT HOUSEHOLDS**

Between 2020 and 2021, the West Coast District saw a decline in the number and proportion of indigent households within the District. However, both the number and proportion increased in 2022. This trend is a consequence of the general employment level in the West Coast District. Likewise, Cederberg and Bergrivier experienced an increase in indigent households in 2021 as a result of continued job losses and reduced working hours, especially for those in lower-paying and informal sectors. The significant presence of indigent households places an added burden on the local municipalities in that they are required to provide these households with essential basic services at reduced or no cost. However, there was a positive development in the Bergrivier municipal area, where the share of indigent households decreased to 9.8 % in 2022. This decline alleviates pressure on the local municipality to deliver services to indigent households. In summary, the slight reduction in indigent households suggests progress in addressing poverty within the West Coast District.

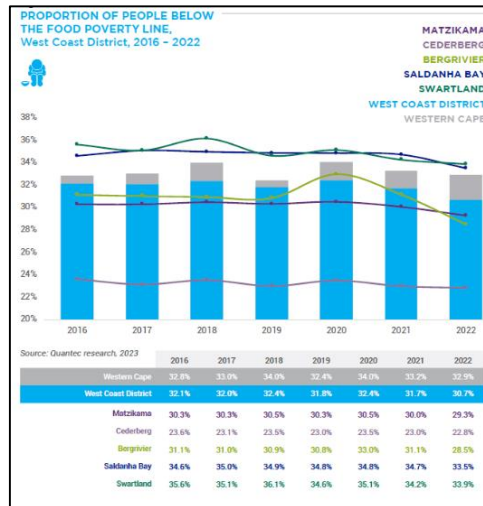
*Food security*

Food security is the state of having consistent access to sufficient, safe and nutritious food. According to the Bureau for Food and Agricultural Policy (BFAP), inflation in the cost of food and non-alcoholic beverages reached 13.9 % between April 2022 and April 2023, a trend driven by spiralling global food prices, currency depreciation, rising fuel and electricity costs, and ongoing load-shedding. Increased prices for vegetables, bread and cereals, dairy products and eggs, fish, sugar and non-alcoholic beverages contributed to the high inflation.

The following table gives an overview of the number of people suffering from food security over a period. The food poverty line is defined by StatsSA as the level of consumption below which individuals are unable to purchase sufficient food to provide them with an adequate diet. Those below this line are either consuming insufficient calories for their nourishment or must change their consumption patterns from those preferred by

low-income households. These variable measures the share of individuals in the selected area that are living below the food poverty line for the given area and is balanced directly to the official food poverty rate as measured by StatsSA.

**FIGURE 38: PROPORTION OF PEOPLE BELOW THE FOOD POVERTY LINE**



MERO 2023

**TABLE 41: PEOPLE BELOW THE FOOD POVERTY LINE**

PEOPLE BELOW THE FOOD POVERTY LINE (STATSSA DEFINED)		
DATE	TOTAL	PERCENTAGE
2017	11 513	16,30 %
2018	11 963	16,60 %
2019	12 711	17,40 %
2020	14 517	19,50 %

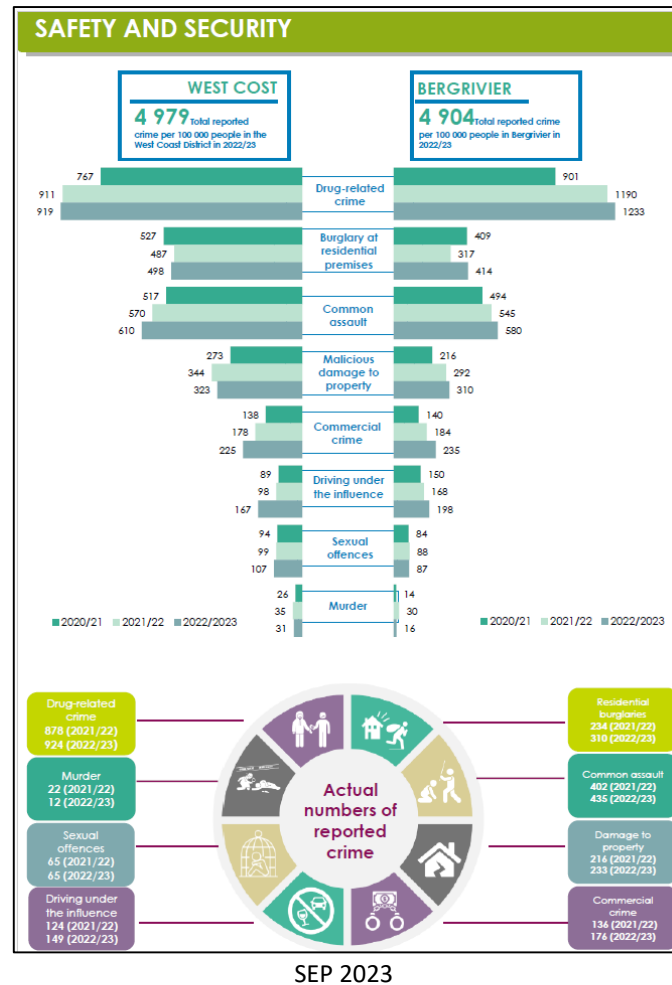
IHS MARKIT

#### 4.3.3.5 SAFETY AND SECURITY

Safety of person and property is upheld in the Constitution and is important to the physical and emotional well-being of people and business. The extent of crime in South Africa impacts on the livelihood of families and affects the economy in general.



FIGURE 39: SAFETY AND SECURITY



**Murder**

Despite a decline in unemployment within the West Coast District, local communities are still contending with the challenge of rising crime rates. Between 2021/22 and 2022/23, the Bergrivier area experienced a reduction in the number of murders, resulting in an improvement of the murder rate from 30 to 16 per 100 000 people. Bergrivier’s murder rate (16) is below the District’s average (31) for the 2022/23 period, it is crucial to acknowledge that the overall murder rate decreased across all municipalities in 2022/23, with Swartland recording the lowest number of murder incidents per 100 000 that year.

**Sexual Offences**

In the 2022/23 period, the Bergrivier area recorded 87 sexual offenses per 100 000 people, this is below the West Coast District’s average of 107. The socio-economic conditions underlying these trends are significant. The decline in sexual offenses during 2022 can be linked to the pandemic-induced lockdowns, which altered daily routines and reduced the chances for criminal behaviour.

#### *Drug-related Crimes.*

The occurrence and rate of drug-related crimes persist in its upward trajectory, with the Bergrivier area reporting a rate of 1 233 per 100 000 persons in 2022/23. This far surpassed the District's rate of 919 in 2022/23. The increase in Bergrivier rate signifies a critical concern in the surge related drug related offences highlighting the need for intervention.

#### *Driving under the influence.*

Incidents of driving under the influence (DUI) decreased in all municipal areas in the West Coast District in 2021 due to alcohol restrictions introduced in 2020. However, after the restrictions were lifted, the numbers increased. In the Bergrivier municipal area, the cases of driving under the influence increased from 168 in 2021/22 to 198 in 2022/23 per 100 000 people, which is above the District's average of 167 per 100 000 people.

#### *Residential burglaries.*

The rate of burglaries at residential premises in the Bergrivier area has also experienced an increase from 317 in 2021/22 to 414 in 2022/23. For the same period, the West Coast region experienced a similar increase, from 487 to 498.

#### *Common Assault.*

The continued presence and increase in reported cases of commercial crime, from 402 incidents in 2021/22 to 435 in 2022/23 highlights a continued concern for the economic environment. Commercial crimes, including fraud, and cybercrimes, have significant implications for businesses and investors. A rise suggests a greater incidence of fraudulent activities, which can lead to financial losses for businesses, damage business reputations, and erode investor trust. These crimes often result in legal battles and increased costs related to cyber security measures and fraud prevention efforts, diverting resources away from productive investments.

#### *Damage to Property*

There was a slight increase in reported cases of damages to property, rising from 216 incidents in 2021/22 to 223 in 2022/23. The rate is below that of the District, at 310 compared to the District rate of 323 per 100 000. This high rate raises significant concerns within the Bergrivier area and could be indicative of potential challenges in maintaining public infrastructure and private properties, which are crucial for a conducive business environment.

#### *4.3.3.6 RISK AND VULNERABILITY FACTORS*

##### **Sea-level rise and Storm Surges**

Although we expect fewer storm systems to reach the Western Cape in future, increased sea temperatures could mean increased storm activity and slightly stronger winds. At the same time the thermal expansion of

the oceans will result in 0.25m – 0.75m of sea level rise by 2050, with associated swash run up of roughly 3.0m – 3.5m above the mean sea level (excluding tidal influence). Sandy shores are most affected—some areas in the West Coast have seen beaches retreat landward at a rate of 1 m per year. This affects infrastructure directly and detracts from the amenity value of the coastline.

### **Drought**

According to the CSIR Green Book, Bergrivier has a medium to high potential exposure to an increase in drought. Currently 2.2 years per decade are at risk of drought, and this will increase to 6 out of every 10 years by 2050. Water, and related sanitation services, is a key ingredient for socio economic development, food security and healthy ecosystems, and is vital for reducing the burden of disease and improving the health, welfare and productivity of populations. A deteriorating water catchment system, through ecosystem loss (transformation or land use change) and alien infestation, or watercourse and wetland modification, will lead to lower inputs into the water supply systems, and a lower overall water security due to lower natural retention and lower quality of water. During extended drought periods, even end users far from major source areas are likely to experience shortages as the overall system runs low.

### **Temperatures**

Average temperature has been increasing since the 1900s. Projections indicate that Bergrivier can expect an additional 21 extremely hot days per year by 2050, which will affect food security, exposure to extreme heat, health and water quality.

### **Vegetation Fires**

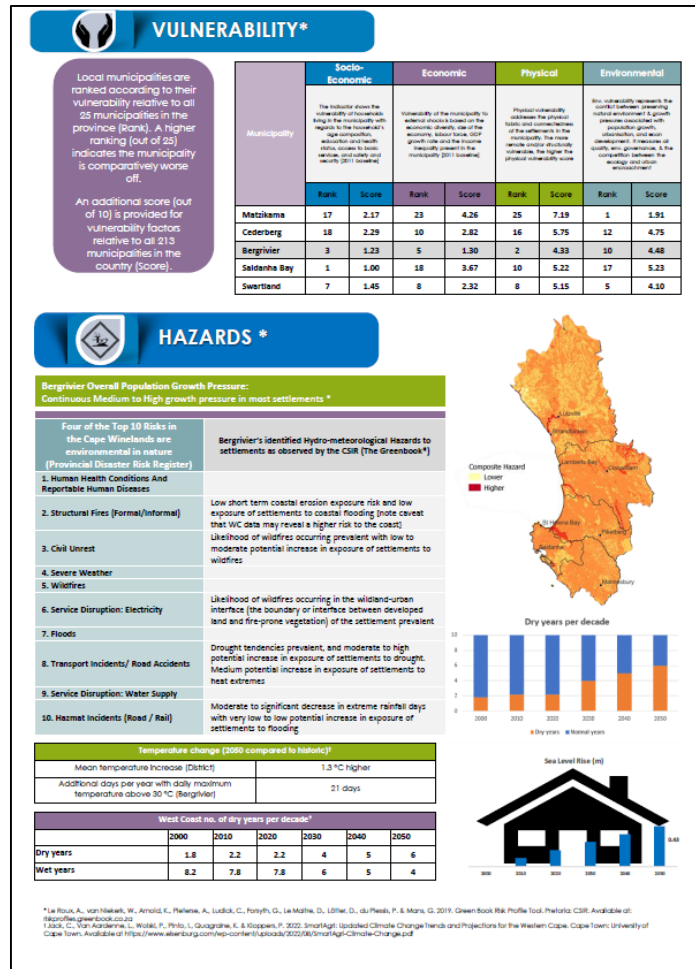
Although critical for a healthy ecosystem, fire is a significant threat to human lives, food security, socio-economic activities and livelihoods, as well as infrastructure and other assets. Furthermore, in many areas land has been converted from natural vegetation to other land-cover types—some of which significantly modify the fuel loads (e.g., the establishment of forest plantations and the spread of several introduced tree species such as pines, hakea, wattles and eucalypts). Fires in vegetation with high fuel loads increases soil erosion and run-off, which negatively affects ecosystem services and increases the impact of floods, among other factors. Where severe fires have occurred due to high fuel loads, resulting soil erosion leads to the sedimentation of rivers and dams and therefore declining water quality (and increased water treatment costs).

### **Floods**

Floods result in millions or billions of Rands' damages to build structures or lost productivity, the loss of livelihoods and in some cases the loss of lives. A 2016 report calculated that four severe weather events between 2011 and 2014 caused more than R 1.6 billion worth of damage in the Western Cape, and in the recent September 2023 severe weather event, flood-related infrastructure damage alone amounted to R 2 billion. Flooding is also one of the main disaster risks affected by climate change. Changes in rainfall volume,

intensity and timing will alter flood risk profiles, and necessitate a constant reconsideration of risks and risk reduction measures.

**FIGURE 40: RISK AND VULNERABILITY FACTORS**



The Bergrivier municipal area had a GDP of R 5.3 billion in 2021, accounting for 14.0 % of the West Coast District economy. Fishing, aquaculture and associated processing activities constitute the primary source of jobs in Velddrif, with its famed Bokkomlaan. Most other towns are sustained by farming activities, especially Piketberg and Porterville. Agriculture, forestry and fishing accounted for 29.2 % (R 1.5 billion) of municipal GDP in 2021, with perennial crop production (8 276 jobs), mixed farming (1 239 jobs) and fishing (863 jobs) being the leading sources of formal employment in this sector. As such, 45.2 % of workers in the Bergrivier municipal area are low-skilled while 23.9 % are semi-skilled. Informal jobs make up 17.6 % of employment and are a valuable source of agricultural and retail work. Over the past decade, the agriculture sector has created the most jobs, followed by personal services and finance. This points to growing economic diversification and an increasing demand for semi-skilled workers.

It is estimated that in 2022, the GDP of Bergrivier increased by 1.4 %, a 4.0 % decline from 2021. The slowdown can be attributed to the 1.3 % contraction in the agriculture sector, which has been negatively affected by loadshedding and substantial increases in input costs. However, the economy was buoyed by solid performances in the finance and manufacturing sectors, despite the effects of load-shedding on working hours. The performance of the finance sector can primarily be attributed to growth in local business services, which created 186 jobs in 2022. Rising demand for canned fish products benefited local producers and boosted the manufacturing sector. Furthermore, the weak exchange rate worked to the advantage of fishmeal and fish oil producers that mainly export their products resulting in increased revenues.


TABLE 42: ECONOMIC STRUCTURE OF BERGRIVIER MUNICIPAL AREA (MILLION)

YEAR	AGRICULTURE	MINING	MANUFACTURING	CONSTRUCTION	UTILITY	TRANSPORT	TRADE	FINANCE	GOVERNMENT	COMMUNITY SERVICES
2016	3 828,44	66,37	2 881,02	354,06	121,25	409,72	819,92	951,49	603,93	453,68
2017	3 808,10	58,62	2 947,26	333,5	122,63	408,75	803,17	978,23	589,09	461,13
2018	3 824,89	52,74	3 112,35	326,04	124,56	408,21	821,74	1 017,74	586,09	470,31
2019	3 430,15	54,18	3 190,02	313,36	118,86	395,12	817,32	1 060,21	593,38	483,32
2020	4 320,42	39,99	3 125,29	250,7	111,57	302,94	696,97	1 094,14	603,36	477,36

MERO 2022

The contribution of each sector for 2022 is as follows:

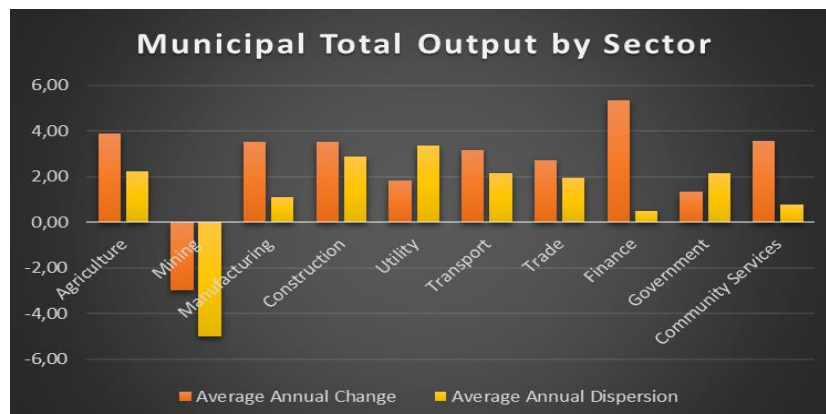
**FIGURE 42: GDPR DISTRIBUTION**



MERO 2023

The figure below displays the average annual percentage change and average annual dispersion (volatility) of the various economic sectors within the Municipality. The data propose that the finance sector recorded the fastest average annual growth rate, while the mining sector recorded decreasing growth rates over the period. In absolute terms, the mining sector was also the most volatile sector in the Municipality over the period, while the finance sector was the least volatile. The performance of the agriculture and manufacturing sectors should be commended given the national trends in these sectors. A primary and secondary sector-focused economy is the most sustainable economy in the long term. These sectors are engines of economic growth and development. What is required in value-add opportunities be it downstream or upstream.

**FIGURE 43: MUNICIPAL OUTPUT BY SECTOR**



IHS MARKIT

The below two tables display the regional economic output within the Municipality for 2010 (left) and 2021 (right). The data is in 2010 constant terms and therefore not equal to the total Municipal output as presented

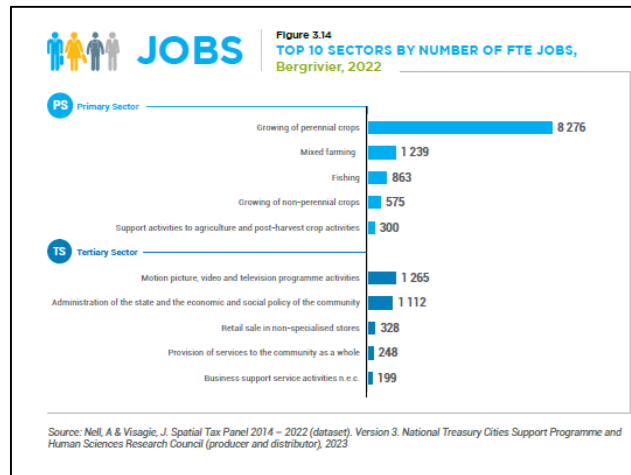
above. However, the percent contributions will not be affected by the rebasing of the output values. From the data, it is evident that the contribution of the Piketberg economy to the total Municipal economy stayed relatively the same while the Velddrif economic contribution increased. On the other hand, the De Hoek economic contribution decreased. The data as proposed in the two tables makes for interesting reading and suggests future economic hotspots and the associated need for infrastructure support.

**TABLE 43: REGIONAL ECONOMIC OUTPUT PER TOWN**

2010	Q	%		2021	Q	%
De Hoek	1 012 851 272	16.49		De Hoek	896 372 392	12.16
Dwarskersbos	12 069 658	0.20		Dwarskersbos	186 348 406	2.53
Eendekuil	54 313 461	0.88		Eendekuil	47 702 159	0.65
Piketberg	2 250 991 217	36.62		Piketberg	2 681 869 270	36.38
Porterville	784 527 770	12.76		Porterville	1 148 263 854	15.58
Velddrif	1 617 334 172	26.32		Velddrif	2 207 523 838	29.95
Other	265 532 476	4.32		Other	12 689 353	0.17

IHS MARKIT

Despite the abovementioned GDP contraction, the agriculture sector remained an important source of new work opportunities in 2022. Jobs were created by activities such as perennial and non-perennial crop production, as well as in agricultural support and post-harvest activities. Formal job losses were also recorded across various sectors, mainly services. This highlighted the business uncertainty that prevailed during 2022 amid several macro-economic constraints, including high inflation and interest rate hikes. Overall, the number of jobs in the Bergrivier municipal area increased in the course of 2022, enabling the unemployment rate to fall by 0.5 of a percentage point to 7.3%. Notably, the Bergrivier municipal area had the lowest unemployment rate in the Province in 2022. The leading source of new jobs in Bergrivier in 2022 was motion picture, video and television programme activities (1 237 jobs), although these additional posts were exclusively in Aurora. Job creation on this scale within the sector is unprecedented in the history of the Bergrivier Municipal Area and is probably indicative of a temporary number of posts being created for a specific production.

**FIGURE 44: TOP 10 SECTOR BY NUMBER OF FTE JOBS**

MERO 2023

GDPR forecasts indicate that growth will continue to slow in 2023 (to 0.8 %). Heavy rains in June compromised harvests and farm infrastructure were damaged or lost, significantly impacting the agriculture sector. However, growth is expected to improve markedly in 2024, with an expansion in GDPR of 2.4 % anticipated for this year. This forecast is largely predicated on continued success in the manufacturing sector. It should be noted, however, that load-shedding presents a substantial risk to the health of this sector.

The agriculture sector had the highest proportion of informal employment, accounting for 31.0 % of the sector's employment opportunities. Other strong sectors where informal employment made up a significant percentage were the trade sector (28.8 %), the transport sector (24.0 %) and the construction (21.8 %) sector. Despite the valuable role the informal sector plays in terms of employment, meeting legislative requirements is often a deterrent to growth. Reducing red tape and skills development are two key aspects that will facilitate entrepreneurship in the Bergrivier Municipal Area.

Agriculture and agro processing; tourism; manufacturing and the development of small and medium enterprises were designated as four pillars for economic development in the Bergrivier Municipal Area by the Municipality's local economic development strategy.

### GDPR Forecast

Projections for the Gross Domestic Product at the municipal level (municipal GDPR) indicate a further slowdown in growth in 2023, with an anticipated rate of 0.8 %. This marks a considerable deceleration, influenced by adverse weather conditions, specifically heavy rains in June. These rains compromised harvests and inflicted damage or loss to farm infrastructure, significantly impacting the agriculture sector. The consequences of this slow down have socio-economic implications, particularly for those reliant on agriculture for employment and income.

However, a more optimistic outlook is projected for 2024, with an anticipated expansion in municipal GDPR by 1.9 %. This positive forecast is largely contingent on the anticipated success of the manufacturing sector. The resilience and growth of manufacturing are expected to play a pivotal role in offsetting the setbacks



experienced in agriculture. The implications of this scenario include potential shifts in employment patterns and income distribution as the relative importance of different sectors in the economy evolves.

Despite the positive outlook for manufacturing, it is crucial to acknowledge a significant risk factor: load-shedding. The potential for intentional electricity supply interruptions poses a substantial threat to the health of the manufacturing sector. Load-shedding has the potential to disrupt production processes, hampering output and, consequently, affecting employment and economic performance. This highlights the interconnectedness of energy stability and economic health, emphasizing the need for robust energy infrastructure and planning to sustain economic growth.

In socio-economic terms, the forecasted trends in Bergrivier for 2023 and 2024 underscore the vulnerability of the region to environmental factors, particularly those affecting the agriculture sector. The anticipated recovery in 2024, driven by the manufacturing sector, offers a positive trajectory, but the risk of load-shedding introduces a note of caution. Policy makers and stakeholders need to consider strategies to enhance the resilience of the agriculture sector, address vulnerabilities related to climate events, and invest in energy infrastructure to ensure sustained economic growth and stability in the face of potential challenges.

#### 4.3.5 LABOUR FORCE AND EMPLOYMENT

The following is an overview of the labour force in the nonMetro in the Western Cape:

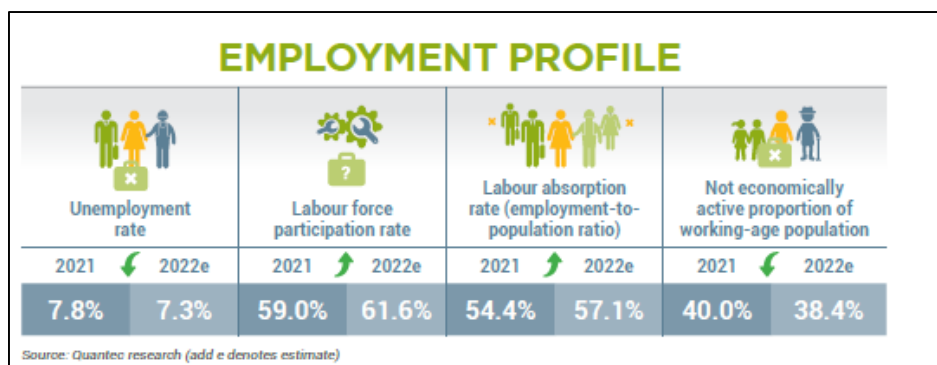
**TABLE 44: LABOUR FORCE BY NON METRO**

Western Cape-Non metro	Jul-Sep 2021	Oct-Dec 2021	Jan-Mar 2022	Apr-Jun 2022	Jul-Sep 2022	Oct-Dec 2022	Jan-Mar 2023	Apr-Jun 2023	Jul-Sep 2023
	('000)	('000)	('000)	('000)	('000)	('000)	('000)	('000)	('000)
<b>Narrow Unemployment</b>									
Population 15-64 yrs	1,764	-	1,774	1,780	1,786	1,793	1,800	1,807	1,814
Labour Force	1,007	-	1,109	1,095	1,114	1,143	1,162	1,158	1,157
Employed	767	-	872	846	889	932	953	951	989
Unemployed	240	-	236	249	225	212	209	207	168
Not economically active	757	-	666	685	671	649	638	649	657
Discouraged work-seekers	58	-	81	106	93	74	88	83	100
Other	699	-	585	578	578	575	550	565	557
<b>Rates (%)</b>									
Unemployment rate	23.8	-	21.3	23	20.2	18.5	17.9	17.9	14.5
Expanded Unemployment rate	30.5	-	27.4	31	29.5	26.8	25.9	27.0	25.5

Source: Stats SA, Q3 2023, Quarterly Labour Force Survey

The following figure outlines the employment profile of the Bergrivier Municipal Area:

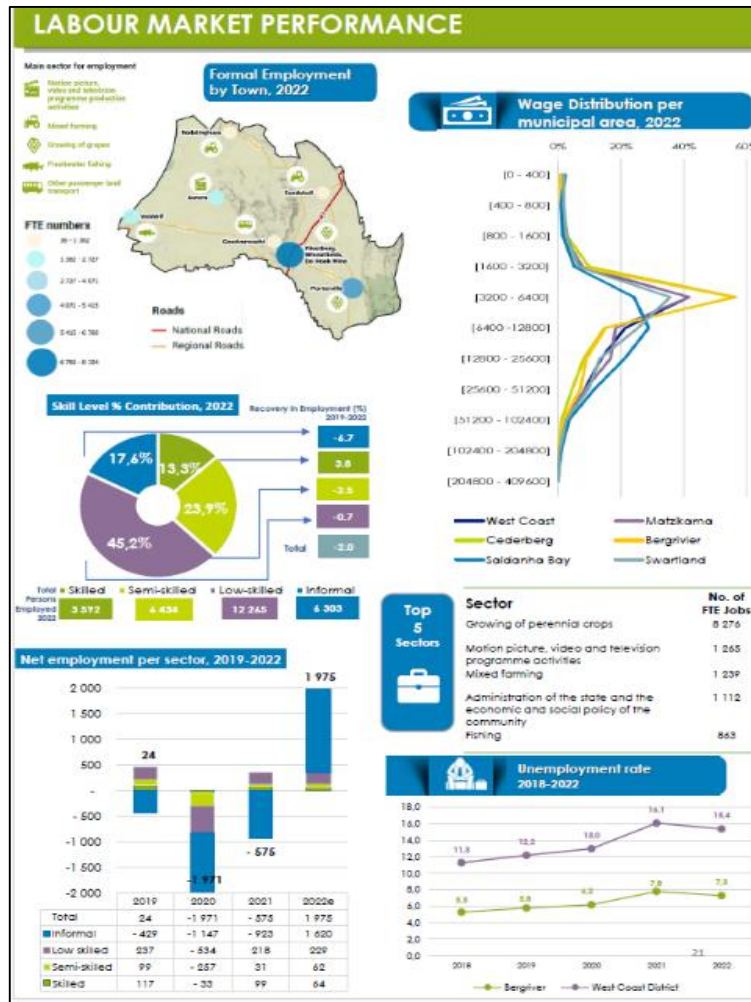
**FIGURE 45 EMPLOYMENT PROFILE**



SEP 2023

The largest employer in the region was the agriculture sector, which contributed 50.4 % to total employment. In the agriculture sector, the employment concentration in relation to the contribution to economic growth indicates that the sector is labour-intensive, whereas the manufacturing sector, with its contribution of 7.7 % to total employment, is a more capital-intensive and technology-oriented sector.

**FIGURE 46: LABOUR MARKET PERFORMANCE**



**Formal and Informal Employment**

The economic recovery has also brought some growth in employment, where 2 760 jobs were created in 2022, resulting in a decline in the unemployment rate of from 7.8 % in 2021 to 7.3 % in 2022. In 2022, the Bergivier GDP saw a modest 1.4 % increase, indicating a 4.0 %-point deceleration from the previous year. This slowdown can be attributed to a 1.3 % contraction in the agriculture sector, adversely affected by factors such as loadshedding and substantial increases in input costs. Nonetheless, the economy experienced resilience due to commendable performances in the finance and manufacturing sectors, despite challenges posed by loadshedding. The finance sector’s positive momentum is primarily attributed to the growth in local business services, resulting in the creation of 186 jobs in 2022. Additionally, the local production of canned fish products contributed to the overall economic buoyancy, highlighting the diversified nature of the region's economy.

The increasing demand for canned fish products serves as a positive indicator for the local manufacturing sector, reflecting consumer preferences and market trends. The upturn in this specific segment not only

benefits producers- directly involved in canning but also has ripple effects on related industries, contributing to overall economic growth.

The favourable influence of a weakened exchange rate on fishmeal and fish oil producers highlights the intricate connection between economic conditions and international trade. In this context, the depreciation of the local currency has provided a competitive advantage for exporters, facilitating increased revenues. However, it's important to note that the dependence on favourable exchange rates introduces an element of vulnerability, as currency fluctuations can impact the competitiveness of these products in global markets. Overall, these dynamics underscore the complex interplay between market forces, currency values, and the economic

### Skills Distribution

It is estimated that Bergrivier's total employed will in 2022 amount to 28 594 workers, of which 22 291 (77.9 %) are employed in the formal sector and 6 303 (28.2 %) are informally employed. The majority of semi-skilled workers find employment in the trade and finance sectors. By contrast, low-skilled workers are more typically employed in agriculture or personal services. When evaluating the period of recovery from 2019 to 2022, all segments experienced declines in employment, however, to varying degrees. While the skilled work force segment exhibited a relatively modest contraction, the contraction experienced by the informal sector and low skilled segment experienced a substantial decline in employment. These changes signify shifts in the employment landscape and carry economic implications for the region.

Most of the formally employed consisted of low-skilled (45.2 %) and semi-skilled (23.9 %) workers. Although the skilled category only contributed 13.3 % to total formal employment (2022), it outpaced the other two categories in terms of average annual growth – between 2019 and 2022, the skilled cohort grew on average by 3.8 % while the semi-skilled and low-skilled categories contracted by 0.7 % and 2.5 % respectively.

### Wage Distribution

In 2022, salaries in the Bergrivier municipal area were modest, with a substantial 48.4 % of formally employed individuals earning less than R 6 400 per month. This situation gives rise to several socio-economic difficulties and a significant reliance on public sector assistance.

## 4.3.6 STATUS QUO OF BULK INFRASTRUCTURE AND ACCESS TO BASIC SERVICES

### *BULK INFRASTRUCTURE*

The following table is a visual presentation of the bulk capacity constraints in Bergrivier Area (with the following legend:

Red	Upgrading needed before 2028
Yellow	Upgrading needed between 2028 – 2033

Green	Upgrading needed after 2033
WTW	Water Treatment Works
WWTW	Wastewater Treatment Works
Storage	Storage reservoirs for potable water

**TABLE 45: BULK CAPACITY CONSTRAINTS**

TOWN	WATER SOURCE	WTW	WWTW	ELECTRICITY	STORAGE
Piketberg					
Porterville					
Velldrif	*	*			
Eendekuil					
Redelinghuis			Septic Tanks		
Aurora			Septic Tanks		
Dwarskersbos					

\*water source –WCDM Withoogte Scheme and WCWSS (Western Cape Water Supply System)

The infrastructure with the red faces in the above table indicates urgent attention and requires upgrading before 2028, the yellow faces require upgrading between 2028 and 2033 and the green faces has sufficient capacity until 2033+. Underneath is the prioritised lists and cost estimates of infrastructure needed. A concern is the huge infrastructure cost versus the funding available to upgrade the infrastructure.

**TABLE 46: INFRASTRUCTURE PRIORITIES**

PRIORITY	PROJECT	PRIORITIES TEN YEAR PLAN	EXISTING CAPACITY	CAPACITY	ADDITIONAL CAPACITY	UNIT	TOWN	COST ESTIMATES
								X R 10 <sup>6</sup>
1	Upgrade WWTW	Velldrif WWTW	2	4	2	MI/d	VD	R 160
2	Electric	Velldrif Electricity	8	12	4	MVA	VD	R 12
3	Upgrade WWTW	Piketberg WWTW – Maturation river	Cleaner Effluent for compliance and reuse			MI/d	PB	R 19
4	Electric	Piketberg Main Sub Station	6 Circuit breaker Panels				PB	R 11

PRIORITY	PROJECT	PRIORITIES TEN YEAR PLAN	EXISTING CAPACITY	CAPACITY	ADDITIONAL CAPACITY	UNIT	TOWN	COST ESTIMATES
								X R 10 <sup>6</sup>
5	Reservoir	Eendekuil Reservoir	0.4	0.8	0.4	MI	EK	R 5
6	Pipeline	Redelinghuis Feeder Replace					RH	R 7
7	Upgrade WTW	Eendekuil WTW	0.2	0.4	0.2	MI/d	EK	R 6
8	Electric	Piketberg Electricity	6.5	8.5	2	MVA	PB	R 4.5
9	Upgrade WTW	Aurora WTW	0.2	0.4	0.2	MI/d	AU	R 5
10	Electric	RH Electricity	0.54	1	0.46	MVA	RH	R 2
11	New WWTW	Redelinghuis WWTW (Decentralised Package Plants)	0	0.2	0.2	MI/d	RH	R 15
12	New WWTW	Aurora WWTW (Decentralised Package Plants)	0	0.2	0.2	MI/d	AU	R 15
13	Reservoir	Dwarskersbos Reservoir	1.15	1.6	0.45	MI	DKB	R 6
14	Upgrade WWTW	Dwarskersbos WWTW	0.294	0.45	0.156	MI/d	DKB	R 40
15	Upgrade WWTW	Eendekuil WWTW	0.14	0.25	0.11	MI/d	EK	R 5
16	Electric	Porterville Electricity	4.5	5,5	1	MVA	PV	R 1
17	Upgrade WWTW	Piketberg WWTW	3.15	4.5	1.35	MI/d	PB	R 70
18	Reservoir	Porterville Reservoir	4	6	2	MI	PV	R 13
19	Electric	Aurora Electricity	0.5	1	0.5	MVA	AU	R 1
20	Effluent reuse	Veldrif WWTW – Effluent storage dam	0	1	1	MI/d	VD	R 15
21	Electric	Eendekuil Electricity	0.315	1	0.685	MVA	EK	R 2.5
22	Deepen Dam	Deepen EK Dam	64	68	4	MI	EK	R 6
23	Reservoir	RH Reservoir	0.44	0.64	0.2	MI	RH	R 4
24	Upgrade WTW	Porterville WTW	2.27	3.5	1.23	MI	PV	R 25

PRIORITY	PROJECT	PRIORITIES TEN YEAR PLAN	EXISTING CAPACITY	CAPACITY	ADDITIONAL CAPACITY	UNIT	TOWN	COST ESTIMATES
								X R 10 <sup>6</sup>
25	Reservoir	Aurora Reservoir	0.45	1	0,55	MI	AU	R 7
26	Deepen Dam	Deepen PV Dam	480	550	70	MI	PV	R 12
27	Effluent reuse	Porterville WWTW – Effluent dam and pump line	0	1	1	MI/d	PV	R 15
28	Upgrade WWTW	Porterville WWTW - Sludge drying beds	0	5	5	No	PV	R 10
29	Reservoir	Velddrif Reservoir	10	15	5	MI	VD	R 22
<b>TOTAL</b>								<b>R 509</b>

#### Access to Basic Services:

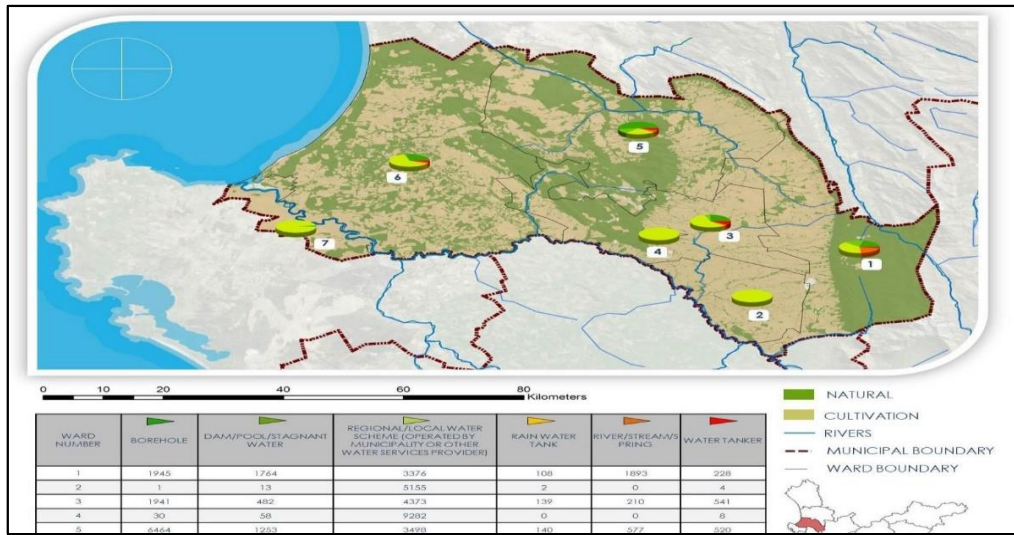
The Municipality is required to provide basic services to its community. Basic services are a package of services necessary for human well-being and typically include water, sanitation, electricity and waste management. To ensure effective and efficient service delivery, Council must make funds available to update all master plans every 5 years to do proper planning for maintenance and replacement of old infrastructure and upgrades for future demands. The Municipality is granted an equitable share which it receives from national government in terms of the Division of Revenue Act (DORA) for the provision of free basic services to households who cannot afford to pay for their services. National policy requires that poor households should receive 50 kWh of free basic electricity, 6 Kl of free basic water, free basic sanitation and free weekly refuse removal.

#### 4.3.5.1 WATER

Access to minimum water standards is defined as access to 25 litres of potable water per day supplied within 200 m of a household and with a minimum flow of 10 litres per minute. Access to piped water is defined as 6 000 litres of potable water supplied per formal connection per month. National policy also requires that poor households should receive 6 kl of free basic water per month.

The Municipality is a Water Services Authority in terms of the Water Services Act, 1997 (Act 108 of 1997) and provides water services to all towns in its area of jurisdiction except for Goedverwacht, Wittewater and De Hoek which are private towns. Water is provided to the former two towns at cost when so requested. All urban households have access to minimum standards of water and all indigent households get their first 6 kl of water free.

The following map provides an overview of the sources of water per ward in Bergrivier:



The Municipality has no informal townships, and all erven have access to water. There are therefore no backlogs in respect of service provision to existing erven. A challenge that is emerging is the expanding presence of backyard dwellers due to homeowners renting out structures on their properties. It is difficult to ensure that these backyard dwellers have access to sufficient water and a survey is being undertaken to assess the extent of this challenge. The following table provides an overview of the level of services that are available.

**TABLE 47: ACCESS TO BASIC WATER SERVICES IN URBAN AREAS**

TOWN	SERVICE LEVEL	
	URBAN	INFORMAL
Velddrif	100 %	None
Aurora	100 %	None
Dwarskersbos	100 %	None
Eendekuil	100 %	None
Piketberg	100 %	None
Porterville	100 %	None
Redelinghuis	100 %	None

**TABLE 48: HOUSEHOLDS SERVICE IN TOTAL MUNICIPAL AREA (URBAN AND RURAL)**

	MALE	FEMALE	TOTAL
<b>Piped water</b>			
Piped (tap) water inside the dwelling	11 232	6 883	18 115
Piped (tap) water inside the yard	1 243	919	2 162

	MALE	FEMALE	TOTAL
Piped (tap) water on community stand: distance less than 200m from dwelling	29	20	49
Piped (tap) water to community stand: distance less than 200m and 500m from dwelling	5	-	7
Piped (tap) water to community stand: distance less than 500m and 1000m from dwelling	3	5	8
Piped (tap) water on community stand: distance greater than 1000m (1 km) from dwelling	3	-	3
No access to piped (tap) water	53	16	68
<b>Source of water</b>			
Regional/local water scheme (operated by municipality/other service provider)	10 325	7 190	17 515
Borehole	1 459	393	1 852
Spring	139	41	180
Rain-water tank	50	7	57
Dam/pool/stagnant water	359	100	459
Flowing water/river/stream	144	74	218
Water vendor	5	-	5
Water tanker	25	3	28
Other	61	37	97
<b>Toilet facilities</b>			
Flush toilet connected to a public sewerage system	11 067	7 169	18 235
Flush toilet connected to a septic tank or conservancy tank	1 195	504	1 699
Chemical toilet	28	22	50
Pit latrine/toilet with ventilation pipe (VIP)	15	7	22
Pit latrine/toilet without ventilation pipe	10	3	12
Ecological toilet (e.g. urine diversion, enviroloo, etc)	5	-	5
Bucket toilet (collected by municipality)	3	-	5
Bucket toilet (emptied by household)	129	104	233
None	85	30	116
Other	28	7	35



	MALE	FEMALE	TOTAL
<b>Energy or fuel for cooking</b>			
Electricity from mains	8 894	5 927	14 822
Other source of electricity (e.g. generator etc.)	15	9	24
Gas	3 528	1 849	5 377
Paraffin	11	9	20
Wood	49	23	72
Coal	-	-	-
Animal dung	-	-	-
Solar	18	8	25
Other	8	6	14
None	44	14	59
<b>Energy for lighting</b>			
Electricity from mains	12 359	7 744	20 103
Other source of electricity (e.g. generator etc.)	11	10	21
Gas	22	20	42
Paraffin	-	-	-
Candles	71	39	110
Solar	67	25	93
Other	3	-	3
None	33	8	41
<b>Refuse or Rubbish</b>			
Removed by local authority/private company/community members at least once a week	10 810	7 382	18 192
Removed by local authority/private company/community members less often	356	104	460
Communal refuse dump	177	41	217
Communal container/central collection point	96	29	125
Own refuse dump	1 039	262	1 301
Dump or leave rubbish anywhere (no rubbish disposal)	17	5	22

	MALE	FEMALE	TOTAL
Other	72	24	96
<b>Total</b>	<b>12 566</b>	<b>7 846</b>	<b>20 412</b>

StatsSA 2023

There is a direct correlation between water backlogs and housing backlogs and planning for the housing pipeline will address these backlogs. The Municipality needs urgently upgrade its bulk and service infrastructure. In that regard the Municipality compiled a 10-year infrastructure and housing plan. Adequate bulk and service infrastructure is also a prerequisite to attracting development and investment in the Municipal Area. The estimated costs to upgrade the bulk and service water infrastructure per town are as follows:

**TABLE 49: COST ESTIMATE: UPGRADING OF WATER INFRASTRUCTURE IN MUNICIPAL SERVICE AREAS**

PRIORITY	PROJECT	PRIORITIES TEN YEAR PLAN	EXISTING CAPACITY	CAPACITY	ADDITIONAL CAPACITY	UNIT	TOWN	COST ESTIMATES
								X R 10 <sup>6</sup>
1	Upgrade WWTW	Velddrif WWTW	2	4	2	MI/d	VD	R 160
3	Upgrade WWTW	Piketberg WWTW – Maturation river	Cleaner Effluent for compliance and reuse			MI/d	PB	R 19
11	New WWTW	Redelinghuis WWTW (Decentralised Package Plants)	0	0.2	0.2	MI/d	RH	R 15
12	New WWTW	Aurora WWTW (Decentralised Package Plants)	0	0.2	0.2	MI/d	AU	R 15
14	Upgrade WWTW	Dwarskersbos WWTW	0.294	0.45	0.156	MI/d	DKB	R 40
15	Upgrade WWTW	Eendekuil WWTW	0.14	0.25	0.11	MI/d	EK	R 5
17	Upgrade WWTW	Piketberg WWTW	3.15	4.5	1.35	MI/d	PB	R 70
20	Effluent reuse	Velddrif WWTW – Effluent storage dam	0	1	1	MI/d	VD	R 15
27	Effluent reuse	Porterville WWTW – Effluent dam and pump line	0	1	1	MI/d	PV	R 15
28	Upgrade WWTW	Porterville WWTW - Sludge drying beds	0	5	5	No	PV	R 10

PRIORITY	PROJECT	PRIORITIES TEN YEAR PLAN	EXISTING CAPACITY	CAPACITY	ADDITIONAL CAPACITY	UNIT	TOWN	COST ESTIMATES
								X R 10 <sup>6</sup>
<b>TOTAL</b>								<b>R 364</b>

De Hoek's infrastructure is adequate. The costs to upgrade the Goedverwacht and Wittewater water infrastructure can only be determined after an evaluation of the existing network has been done. Bergrivier municipality is more than aware of the seriousness of climate change and the effects of the current drought. For these reasons, a comprehensive study was undertaken to determine the sustainability of water resources given the expectation of higher economic growth and investments.

#### *BLUE DROP STATUS*

The Municipality's water is of a good quality and complies with National Standard SANS 241. The Department of Water Affairs has implemented the Blue Drop Certification Programme to enable it to assess the standard of water services provided by Municipalities. It entails the assessment of 5 key performance areas, namely risk management, process management and control, drinking water quality, compliance management, accountability and local regulation and asset management. To qualify for a Blue Drop Award a Municipality must achieve an average of 95 % for all key performance areas.

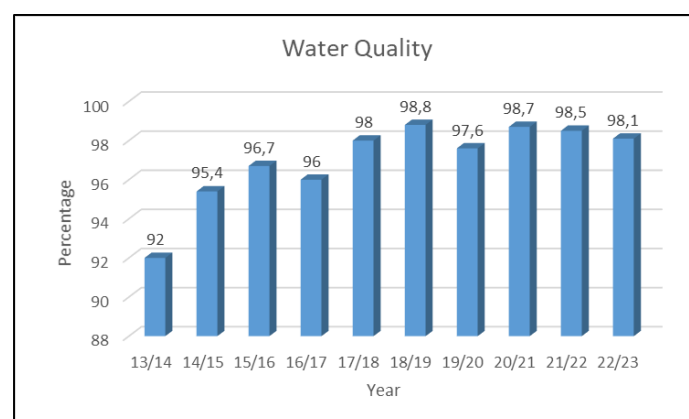
Water Quality is determined against four criteria, namely Microbiological (Health), Chemical (Health) Physical (Non-Health), SANS 241. On average our water quality per town is between 97.6 % and 98.8 % during the past five years. The Municipality continuously strive to increase the water quality in the region.

Bergrivier Municipality achieved the following scores in the 2023 Blue Drop Audit:

VELDRIF *	AURORA	PIKETBERG	PORTERVILLE	EENDEKUIL	REDELINGHUIS
95 %	83.3 %	69.98 %	87.53 %	81.5 %	87.43 %

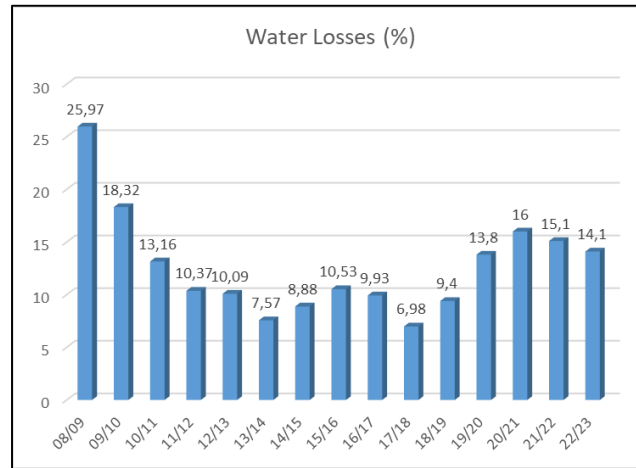
(\*) – Veldrif and Dwarskersbos are seen as one on the IRIS system.

**FIGURE 47: GRAPH INDICATING WATER QUALITY SINCE THE 2013/14 – 2022/23 FINANCIAL YEARS.**



The management of water losses is one of the highlights for Bergrivier Municipality and the municipality has been successful in ensuring water losses of less than 14 % per annum on average the last five years. Some of the towns' losses are higher, but still within the national norm.

**FIGURE 48: GRAPH INDICATING WATER LOSSES SINCE THE 2008/09 – 2022/23 FINANCIAL YEARS.**



#### 4.3.5.2 SANITATION

Access to minimum sanitation services is defined as a ventilated pit latrine (VIP). The Municipality provides sanitation services to all towns in its area of jurisdiction, except for Goedverwacht, Wittewater and De Hoek which are private towns. Indigent households receive free basic sanitation. All urban households have access to minimum standards of sanitation.

The Municipality has no informal townships, and all erven have access to sanitation. There are therefore no backlogs in respect of service provision to existing erven. The challenge pertaining to access to services by backyard dwellers is even more pertinent in relation to sanitation and will also be assessed through the survey that is being undertaken. There is a direct correlation between sanitation backlogs and housing backlogs and planning for the housing pipeline will address these backlogs. The following table provides an overview of the level of services that are available.

**TABLE 50: ACCESS TO BASIC SANITATION SERVICES IN URBAN AREAS**

TOWN	SERVICE LEVEL	
	SEPTIC TANKS	WATER BORNE
Velddrif	40 %	60 %
Aurora	100 %	0 %
Dwarskersbos	30 %	70 %
Eendekuil	55 %	45 %
Piketberg	0 %	100 %

TOWN	SERVICE LEVEL	
	SEPTIC TANKS	WATER BORNE
Porterville	0 %	100 %
Redelinghuis	100 %	0 %

*Bergrivier Municipality: Water Services Development Plan Audit 2020 (Revised statistics)*

Concerns raised by the community regarding the improvement of existing sanitation service levels necessitated the Municipality to urgently upgrade its bulk and service infrastructure. In that regard the Municipality compiled a 10-year infrastructure and housing plan. The Community strives to improved service levels, and include the refurbishment of toilets inside the home of the owner, water borne sewerage instead of septic tanks, etc. In Redelinghuis and Aurora the septic tank at the low-cost houses needs to be upgraded. Phase 1 has been completed after Council approval, but additional funding is required to complete the upgrading. Adequate bulk and service infrastructure is also a prerequisite to attracting development and investment in the Municipal Area. The estimated cost to upgrade the bulk and service sanitation infrastructure per town is as follows:

**TABLE 51: COST ESTIMATE: UPGRADING OF SANITATION INFRASTRUCTURE IN MUNICIPAL SERVICE AREAS**

PRIORITY	PROJECT	PRIORITIES TEN YEAR PLAN	EXISTING CAPACITY	CAPACITY	ADDITIONAL CAPACITY	UNIT	TOWN	COST ESTIMATES
								X R 10 <sup>6</sup>
5	Reservoir	Eendekuil Reservoir	0.4	0.8	0.4	MI	EK	R 5
7	Upgrade WTW	Eendekuil WTW	0.2	0.4	0.2	MI/d	EK	R 6
9	Upgrade WTW	Aurora WTW	0.2	0.4	0.2	MI/d	AU	R 5
13	Reservoir	Dwarskersbos Reservoir	1.15	1.6	0.45	MI	DKB	R 6
18	Reservoir	Porterville Reservoir	4	6	2	MI	PV	R 13
22	Deepen Dam	Deepen EK Dam	64	68	4	MI	EK	R 6
23	Reservoir	RH Reservoir	0.44	0.64	0.2	MI	RH	R 4
24	Upgrade WTW	Porterville WTW	2.27	3.5	1.23	MI	PV	R 25
25	Reservoir	Aurora Reservoir	0.45	1	0,55	MI	AU	R 7
26	Deepen Dam	Deepen PV Dam	480	550	70	MI	PV	R 12
29	Reservoir	Velddrif Reservoir	10	15	5	MI	VD	R 22
<b>TOTAL</b>								<b>R 111</b>

The costs to upgrade the Goedverwacht and Wittewater water infrastructure can only be determined after an evaluation of the existing network has been done. De Hoek's infrastructure is adequate.

#### *GREEN DROP STATUS*

The Department of Water Affairs has implemented the Green Drop Certification Programme to enable it to assess the standard of the Municipality's wastewater. This assessment is based on several key performance areas including management, publication of wastewater quality performance, wastewater treatment works capacity, by-laws, storm water management, management of wastewater, quality failures, wastewater quality compliance, submission of wastewater quality results, wastewater quality sample analysis and the wastewater quality monitoring programme. The Municipality's wastewater is of an acceptable quality, although it does not comply fully with National Standard SANS 241. This is primarily due to ageing infrastructure.

#### *Risk-based Regulation in South Africa:*

The Green Drop criteria have been designed to assess the entire business of the municipal wastewater services. Wastewater treatment remains the key risk component within this production chain, and as such present a critical barrier in preventing pollution of water resources. Wastewater risk abatement planning, and implementation is part of this set of Green Drop criteria and is using the Cumulative Risk Ratios (CRR) to track progress on a year-to-year basis. This allows the Regulator to have insight into the treatment component of the municipal, private and public wastewater treatment business.

Risk-based regulation allows the municipality to identify and prioritise the critical risk areas within its wastewater treatment process and to take corrective measures to abate these. Risk analysis is used by the Regulator to identify, quantify and manage the corresponding risks according to their potential impact on the water resource and to ensure a prioritised and targeted regulation of municipalities whose facilities fall in high and critical risk parameters. Such 'risk' is defined and calculated as follows: **Cumulative Risk Rating (CRR) = (A x B) + C + D** where:

*A = Design Capacity of plant which also represent the hydraulic loading onto the receiving water body*

*B = Operational flow exceeding- on- and below capacity*

*C = Number of non-compliance trends in terms of effluent quality as discharged to the receiving water body*

*D = Compliance or non-compliance i.t.o. technical skills*

A CRR value is calculated for each municipal wastewater treatment facility in South Africa, as provided in this Green Drop Progress Report. From 2012, private and public plants have also been included in this profile. A CRR % deviation is used throughout the Report to indicate that variance of a CRR value before it reaches its maximum CRR value. The higher the CRR % deviation value, the closer the CRR risk is to the maximum value it can obtain. Example 1: a 95 % CRR % deviation value means the plant has only 5 % space remaining before the system will reach its maximum critical state (100 %). Example 2: a 25 % CRR % deviation value means the

plant holds a low and manageable risk position and is not close to the limits that define a critical state (90-100 %).

**CRR % deviation is calculated as**  $CRR \text{ value} / CRR \text{ max} \times 100 = CRR \% \text{ deviation (as \%)}$

VELDDRIF	DWARSKERSBOS	PIKETBERG	PORTERVILLE	EENDEKUIL
73 %	58 %	67 %	43 %	49 %

#### 4.3.5.3 ELECTRICITY

Access to minimum electricity standards is defined as an electricity connection at the dwelling. National policy also requires that poor households should receive 50 kWh of free basic electricity per month. The Municipality is responsible for the distribution of electricity in all urban areas except for Goedverwacht, Wittewater and De Hoek which are private towns. The Municipality only distributes electricity to a small portion of Eendekuil where the low-cost houses are situated (162 households). ESKOM distributes electricity to the areas not serviced by the Municipality. The only alternative energy efficiency measure at this stage is the installation of LED lights. The Department of Energy has awarded a private company a license as a provider of solar energy to be fed into the Eskom grid for the provision of solar energy in the vicinity of Aurora, which provides corporate social beneficiation to this Community. All indigent households and households who are prepared to install a 20 AMP Circuit Breaker, get their first 50 kWh free.

The Municipality has no informal townships, and all erven have access to electricity. There are therefore no backlogs in respect of service provision to existing erven within the Municipality's area of supply. There is also street lighting in all towns.

There is a direct correlation between electricity backlogs and housing backlogs and planning for the housing pipeline will address these backlogs. The IDP Public Participation process revealed that there are areas within the Municipal and ESKOM supply area where existing services need to be upgraded. There is also a need for enhanced maintenance of street lighting. This coupled with the need for development within the Municipal area necessitates upgrading of the electrical service infrastructure. The estimated costs to upgrade the electrical infrastructure per town are as follows:

**TABLE 52: COST ESTIMATE: UPGRADING OF ELECTRICAL INFRASTRUCTURE IN MUNICIPAL SUPPLY AREAS**

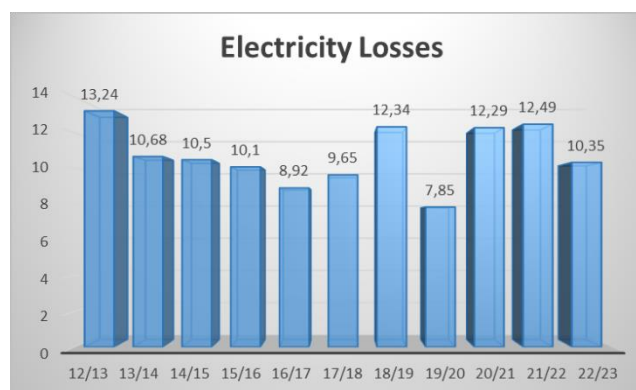
TOWN	COST
Velddrif and Dwarskersbos	R 12 000 000
Aurora	R 1 000 000
Eendekuil	R 2 500 000
Piketberg	R 15 500 000

TOWN	COST
Porterville	R 1 000 000
Redelinghuis	R 2 000 000
<b>Total</b>	<b>R 34 000 000</b>

The estimated costs to upgrade the Goedverwacht and Wittewater electrical infrastructure are estimated at R 3 900 000.00 and R 2 650 000.00 respectively. De Hoek's infrastructure is adequate.

Due to ongoing load shedding being implemented by Eskom, who solely supply energy to Bergrivier Municipality, the expected electricity sales have not realised (Finance to supply figures for 22/23 if needed). The lower sales figures have placed pressure on municipal finances. Bergrivier Municipality implemented various measures to ensure the continuation of service delivery during load shedding periods. These measures include but are not limited to the installation of diesel generators at key points and the installation of uninterruptible and battery backup systems. During load shedding the municipal infrastructure also had to be secured from vandalism by installing alarms, cameras and solar lighting at key points. These measures are ongoing interventions implemented. A total of Provincial Grant funds of R 2 700 000 and R 1 625 000 (excluding other departmental funds budgeted) of own funds were spent during 2022/2023 for various load shedding interventions. The load shedding also contributed to customers investing in solar and other alternative energy systems to ensure energy availability during load shedding periods. The installations contributed to the loss of income for Bergrivier Municipality. Furthermore, the demand to charge the batteries after Eskom supply were restored, increased the peak demand on the electrical networks and exceeded the Notified Maximum Demand of various towns resulting in penalties levied by Eskom. This also impacted the financial position of Bergrivier Municipality.

**FIGURE 49: GRAPH INDICATING ELECTRICITY LOSSES SINCE THE 2012/013 – 2022/23 FINANCIAL YEARS.**



#### 4.3.5.4 REFUSE REMOVAL AND WASTE MANAGEMENT

Basic level service for refuse removal is defined as free weekly refuse removal. All households in urban areas, including Goedverwacht and Wittewater, have access to weekly refuse removal services. Business and other waste is removed by order. Refuse is taken to refuse transfer stations at Piketberg, Porterville and Aurora



from where it is transported to the Highlands landfill near Malmesbury in accordance with an agreement concluded with Swartland Municipality. After lengthy discussions, an agreement was also signed between Bergrivier Municipality and Saldanha Bay Municipality in terms of which the waste from the Velddrif Transfer Station is disposed of at the Vredenburg landfill site. Although the dumping rate is higher than at Highlands, the cost of transporting the waste has decreased significantly.

Applications for closure permits for the previously used landfill sites were granted by the Department of Environmental Affairs and Development Planning (DEA&DP), and the National Department of Environmental Affairs assisted the municipality by undertaking the process. The funding to rehabilitate the old landfill sites in Aurora, Redelinghuis, Piketberg and Porterville remain a challenge. The rehabilitation cost of the sites is estimated at an estimated R 110 million. The Municipality does not have the financial reserves for this expenditure, but nevertheless regard it as a priority and will endeavour to obtain funding. The closure and rehabilitation of the Velddrif site forms part of a land exchange in terms of which the new owner will bear the rehabilitation costs.

The Municipality also requires funding to construct Drop-off points in the towns of Dwarskersbos, Redelinghuis and Eendekuil to provide an area where the community can safely dispose of waste that won't fit in either one of the three bags. As indicated above, the funding required to rehabilitate the old landfill sites remain a challenge due to the high costs involved.

**TABLE 53: SOLID WASTE INFRASTRUCTURE**

PRIORITY	PROJECT	PRIORITY TEN YEAR PLAN	ADDITIONAL CAPACITY	TOTAL CAPACITY	UNIT	TOWN	COST ESTIMATES (MILLION)
1	Drop-off	Dwarskersbos Drop-off	30	30	M <sup>3</sup>	DKB	R 4.5
2	Drop-off	Redelinghuis Drop-off	30	30	M <sup>3</sup>	RH	R 4.5
3	Drop-off	Eendekuil Drop-off	30	30	M <sup>3</sup>	EK	R 4.5
4	Landfill Rehab	Redelinghuis WDF	Closure and rehabilitation of site			RH	R 3.8
5	Landfill Rehab	Aurora WDF	Closure and rehabilitation of site			AU	R 9.3
6	Landfill Rehab	Porterville WDF	Closure and rehabilitation of site			PV	R 51.0
7	Landfill Rehab	Piketberg WDF	Closure and rehabilitation of site			PB	R 55.8

The Municipality has completed the developing a 4<sup>th</sup> generation Integrated Waste Management Plan (IWMP). It was approved by DEA&DP. One of the Municipality's key objectives in terms of the 4<sup>th</sup> generation Integrated Waste Management Plan (IWMP) is the reduction of waste transportation costs, which is being done through the separation of waste at source and recycling. Licences for the recycling facilities in Piketberg and Velddrif were issued by DEA&DP.

#### 4.3.5.5 ROADS AND STORM WATER

The municipality is responsible for the development and maintenance of its roads network and storm water infrastructure. Storm water is a challenge in Piketberg and Porterville due to the geographical nature of the towns and the cost involved in ensuring sufficient storm water channels. This is mainly applicable to the previous disadvantaged areas which need to be given dedicated attention.

The maintenance and upgrading of the roads network are a challenge in the whole of the Bergrivier Municipal Area. This necessarily include provincial roads and considerable attention is given to provincial roads in the Bergrivier municipal area. Construction of roads and storm water channels in low-cost housing areas has also been highlighted as a priority.

**TABLE 54: ROADS INFRASTRUCTURE**

PRIORITY	PROJECT	PRIORITY TEN YEAR PLAN	LENGTH TO BE UPGRADED	UNIT	TOWN	COST ESTIMATES (MILLION)
1	Velddrif – Church lane	Upgrade Church lane	2300	m	VD	R 17
2	Velddrif Main Road	Upgrade Voortrekker Road	6600	m	VD	R 50
3	Piketberg Main Road	Upgrade Long Street	2000	m	PB	R 15
4	Porterville Main Road	Upgrade Voortrekker Street	1500	m	PV	R 112

#### 4.3.7 HOUSING

Housing is a concurrent National and Provincial competency in terms Part A of Schedule 4 of the Constitution. Section 10 of the Housing Act, 1997 (Act 107 of 1997) sets out the responsibilities of municipalities in relation to the provision of housing. Housing is included in this section as a basic service as there is a direct correlation between the provision of basic services and housing. This correlation makes it a complex function that relies on high levels of cooperation between the Municipality and the Provincial and National Departments responsible for Housing. However, it needs to be emphasized that the municipality is only the implementing agent regarding housing and the management thereof. The table below provides an overview of these roles and responsibilities.

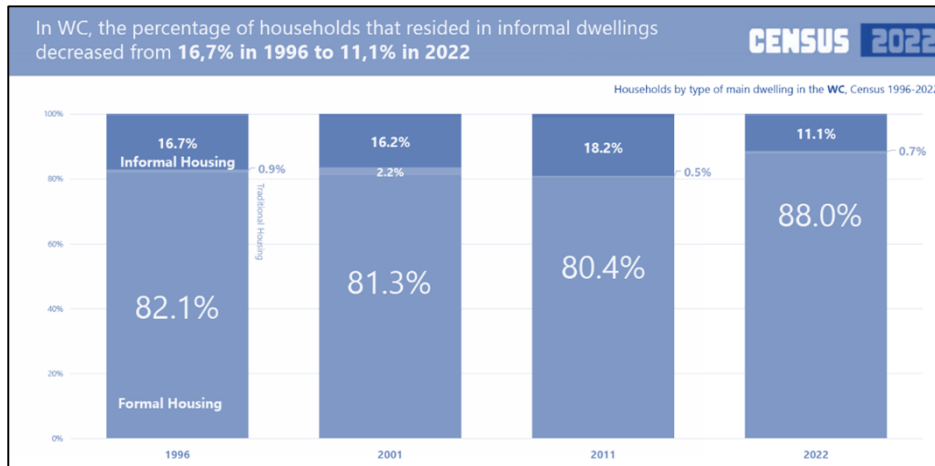
**TABLE 55: ROLES AND RESPONSIBILITIES IN RELATION TO HOUSING PROVISION**

ROLE PLAYER	RESPONSIBILITIES
<b>Bergrivier Municipality</b>	Ensure that the IDP addresses the right to adequate housing on a progressive basis;
	Set housing delivery goals in respect of the Municipal Area;
	Plan, co-ordinate, facilitate. promote and facilitate housing development in the Municipal Area;

ROLE PLAYER	RESPONSIBILITIES
	Identify and designate land for housing development; Plan and manage land use and development (township establishment, subdivision, consolidation, rezoning etc.); Provision of bulk engineering services; Provision of services in respect of water, sanitation, electricity, roads, storm water drainage etc.; Maintenance of a housing data base.
<b>Western Cape Department of Human Settlement</b>	Develop Provincial Housing Policies; Co- ordinate housing development in the Province; Prepare and maintain a multi-year plan in respect of each National and Provincial Housing Programme to access finance from the National Housing Fund and; Fund the erection of top structures; Fund the purchase of land if the Municipality has no land available; Capacity development of municipalities to enable them to perform their obligations in terms of housing delivery; Appointment of developers/contractors.
<b>National Department of Human Settlement</b>	Develop National Housing policy as well as norms and standards; Set National housing delivery goals; Approve Funding to Provincial Departments Monitor performance in terms of housing delivery; Assist provinces to develop the administrative capacity required for the effective exercise of their powers and performance of their duties in respect of housing development; Support and strengthen the capacity of municipalities to manage their own affairs and to exercise their powers and perform their duties in respect of housing development; Promote consultation and communication on matters regarding housing development; Administer the National Housing Fund and allocation of funding to Provinces.

The following is an overview of the percentage of households in the Western Cape that resides in informal dwellings:

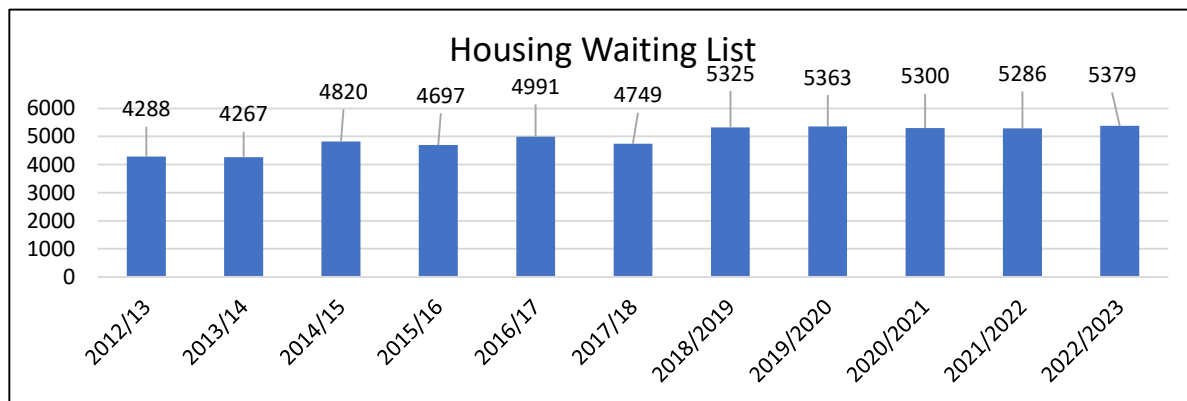
**FIGURE 50: HOUSEHOLDS RESIDING IN INFORMAL DWELLINGS IN WESTERN CAPE 1996 – 2022**



Most households in Bergrivier area reside in formal dwellings (91,6 %), whilst 10 % of the households reside in either informal, traditional and other dwellings in 2022. Access to formal dwellings increased by 16,1 % from 15 193 households in 2011, to 17 579 households in 2022, and by 19,7 % across the District over the same period.

Naturally, there is a need for housing throughout the Municipal Area. The tables below indicate the housing needs per town as reflected by the Municipality’s Housing Waiting List as of June 2023, as well as the housing needs per financial year since 2013.

**FIGURE 51: BERGRIVIER MUNICIPALITY HOUSING WAITING LIST AS AT JUNE 2023**



**TABLE 56: HOUSING NEEDS PER TOWN**

JUNE 2023			
TOWN	RDP	GAP	TOTAL
AURORA	76	12	88
EENDEKUIL	218	55	273
GOEDVERWACHT	15	10	25
PIKETBERG	1 760	558	2 318

JUNE 2023			
TOWN	RDP	GAP	TOTAL
PORTERVILLE	1 022	302	1 324
REDELINGHUIS	187	67	254
VELDDRIF	893	191	1 084
WITTEWATER	10	2	12
<b>TOTAL - BERGRIVIER</b>	<b>4 181</b>	<b>1 197</b>	<b>5 378</b>

The Municipal Council approved a 10-year Human Settlements Pipeline in August 2018, which indicates how these backlogs will be jointly addressed over the next five to ten years, by the Municipality and the Provincial Department of Human Settlements. This pipeline is inextricably linked to the infrastructure-delivery plan, and housing delivery will only be possible once bulk-services were provided. In the short term, it is part of the municipality's strategic intend to provide a number of housing opportunities in the 3 major towns, namely Porterville, Velddrif and Piketberg, as well as in the smaller towns such as Eendekuil, Aurora and Redelinghuis. Where necessary and feasible, and within the available resources, suitable land must be secured, and the provision of bulk services must be done on a proactive basis.

**TABLE 57: HOUSING PIPELINE**

NO	PLACE	NO OF UNITS
1	Piketberg	1 977
2	Velddrif	1 314
3	Porterville	1 117
4	Aurora	67
5	Goedverwacht	23
6	Redelinghuis	249
7	Eendekuil	229
8	Wittewater	13

Three IRDP Housing Projects at Eendekuil, Porterville and Piketberg have been approved and funded by the Department of Infrastructure, and it is envisaged that the projects will be completed by 2026/2027.

#### 4.4 THE NATURAL ENVIRONMENT

The Environment is a concurrent National and Provincial competency in terms Part A of Schedule 4 of the Constitution of the Republic of South Africa, 1996. The Municipal Systems Act requires municipalities to work

together with other organs of state to contribute to the progressive realisation of the right to environment (Section 23). The Constitution of the Republic of South Africa, 1996 (Section 24) states that

“Everyone has the right -

(a) to an environment that is not harmful to their health or well-being:

(b) to have the environment protected, for the benefit of present and future generations; through reasonable legislative and other measures that:

(i) prevent pollution and ecological degradation;

(ii) promote conservation; and

(iii) secure ecologically sustainable development and use of natural resources while promoting justifiable economic and social development”.

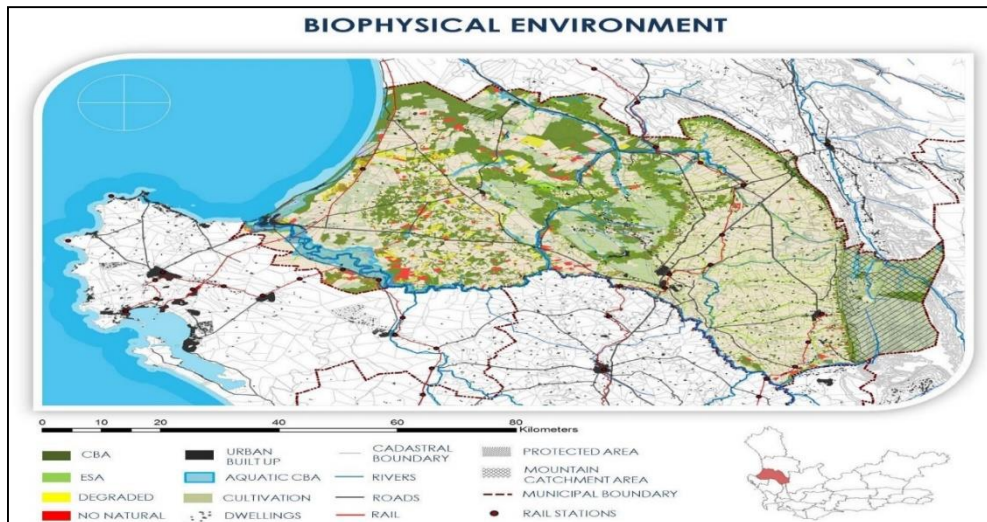
In addition, there are numerous other statutes that give a defined role to municipalities in the conservation and sustainable development of the environment. There are also statutes that regulate the way in which municipalities perform their functions to ensure minimal negative impact to the environment.

Bergrivier Municipality consciously strives to conserve the natural environment by minimising the impact of its own activities. There are several factors that impact on the environment, one of the most critical being poverty which forces impoverished people to rely on natural resources which are often used unsustainably. Conversely private and public development initiatives which are needed to address poverty also have the potential to impact negatively on the environment if not managed correctly. The challenge that the Municipality faces is to ensure that all development is done in a sustainable manner.

The list of issues surrounding our environment goes on, but there are three major ones that affect most of them overall: global warming and climate change; water pollution and ocean acidification; and loss of biodiversity, overexploitation of natural resources, erosion along the coastal areas and the Berg River Estuary.

Bergrivier Municipality, as all local municipalities, according to the Constitution of the Republic of South Africa, 1996: “has executive authority in respect of, and has the right to administer – (a) the local government matters listed in Part B of Schedule 4 and Part B of Schedule 5 and (b) any other matters assigned to it by National or Provincial legislation”.

The Municipality received accolades for its work in climate change adaptation and biodiversity management in the Greenest Municipality Competition.



#### 4.4.1 BIODIVERSITY

The National Biodiversity Strategy and Action Plan (NBSAP) is a long-term plan of action for the conservation and sustainable use of South Africa's biodiversity and the equitable sharing of benefits derived from its use. The goal of the NBSAP is to *"Conserve and manage terrestrial and aquatic biodiversity to ensure sustainable and equitable benefits to the people of South Africa, now and in the future."*

The Municipality was part of the Local Action for Biodiversity (LAB) Programme, which is run by ICLEI – Local Governments for Sustainability's Global Biodiversity Centre, in partnership with International Union for Conservation of Nature (IUCN). As part of this programme, the Municipality commissioned a Biodiversity Report, 2010 and a Local Biodiversity Strategies and Action Plan, May 2011. The report states unequivocally that the Municipality's biodiversity is under threat from human occupation and activity.

Critical aspects facing the Municipality in the conservation of its biodiversity are:

- \* **The Conservation and management of freshwater aquatic biodiversity:** Water is one of the most important ecosystem services and an adequate supply of water of an acceptable quality is a prerequisite to human well-being, as well as social and economic development. There is a direct correlation between the health of freshwater aquatic ecosystems and the quantity and quality of water they provide. The Municipality's water resources are scarce, and the quality is deteriorating.
- \* **Conservation, management and development of the Berg River Estuary:** The Berg River Estuary is the most valuable biodiversity asset in the Municipality and is home to a multitude of birds, fish and invertebrates and has its own unique vegetation. It is also a provider of a range of ecosystem services that support the local economy (fishing, salt production etc.). It is ranked as the third most important estuary of conservation importance in South Africa. Media press release was issued from the Department of Forestry, Fisheries and the Environment on 3 February 2022:

**“BERG ESTUARY DESIGNATED AS SOUTH AFRICA’S 28<sup>th</sup> WETLAND OF INTERNATIONAL IMPORTANCE****2 FEBRUARY 2022**

As the world marks World Wetlands Day 2022, South Africa is celebrating the declaration of its 28<sup>th</sup> wetland of international importance.

The Berg Estuary in the Western Cape was declared as a Ramsar Site under the Convention on Wetlands of International Importance in time for the marking of World Wetlands Day.

“The declaration of South Africa’s 28<sup>th</sup> Ramsar site is an indication of the importance of conserving and protecting these unique environments that are considered super ecosystems because of their contribution to the provision of water and because they provide habitats to a large variety of migratory birds, especially water birds,” said the Minister of Forestry, Fisheries and the Environment, Ms Barbara Creecy. The Berg Estuary, which is one of 290 estuaries in South Africa, is the second wetland of international importance to be declared in the country in two years.

The Ramsar site stretches from the R27 road bridge upstream to the tidal extent of the estuary approximately 61 km from the Estuaries mouth. This system is highly reliant on the management of its catchment, which extends 160 km upstream from the river mouth to its source in the Franschhoek and Drakenstein mountains. From its source, the river flows through the towns of Paarl and Wellington before arching west and meeting the Atlantic Ocean at Laaiplek. The lower reaches of the river meander over very flat country so that, on average, the riverbed falls only 1 m in the last 50 km. The estuary has been designated as a Ramsar site due to the presence of representative, rare and unique natural or near-natural wetland types, the presence of rare species and threatened ecological communities, high levels of biological diversity, the provision of support to species during their critical life stages, and the fact that it supports vast numbers of waterbirds; 9 species of which over 1 % of their total population can be found at the estuary and due to the fact that significant and representative fish species that use the estuary as a spawning ground are found in the estuary.

Since 1975, approximately 250 bird species have been recorded on and adjacent to the lower Berg River, 127 of which are waterbirds. In terms of numbers of waterbirds, the area is the most important coastal wetland in South Africa, ranking above Langebaan Lagoon and Lake St Lucia. The most important habitats for foraging birds are the estuarine mudflats and ephemeral floodplain pans, while for breeding the riparian marshes and the commercial salt pans are key. In combination, the estuary and floodplain regularly support more than 20 000 birds; in December 1992 a count of both habitats yielded 46 234 waterbirds.

The commercial salt pans hold many breeding species, including very large numbers of the world's largest tern (the Caspian Tern *Sterna caspia*), a red data species, incorporating up to 13 % of the South African breeding population. Many globally threatened species also occur at the estuary including the



Cape Cormorant (with estimates of up to 60 000 Cape Cormorants coming in to roost in the evenings), Crowned Cormorant, Lesser Flamingo, African Black Oystercatcher, Black Harrier and Chestnut-banded Plover. Regionally threatened species that can be found include the Greater Flamingo, Great White Pelican, African Marsh Harrier, Lanner and Greater Painted snipe.

Three endemics, highly localised and threatened reptiles occur on the floodplain of the Berg River: the west coast endemic Gronovi's dwarf burrowing skink, *Scelotes gronovii*, Kasner's dwarf burrowing skink, *Kasneri* and large-scaled girdled lizard, *Cordylus macropholis*. A fourth threatened reptile, Cape sand snake, *Psammophis leightoni*, is also found on the floodplain. The South African endemic sand toad, *Bufo angusticeps*, and Namaqua dwarf chameleon, *Bradypodion occidentale*. occur along the fringes of the wetland.

The Estuary also boasts a total of 145 plant species identified in a vegetation survey of the lower estuary and floodplain and 35 fish species of which 17 (48 %) can be regarded as either partially or completely dependent on the estuary for their survival. The lower floodplain is a vital as a nursery area for thousands of juvenile fish, many species of which form the basis of employment for hundreds of families living on the west coast. Considering the degree to which these fish are dependent on estuaries, the nursery value of the Berg Estuary is estimated to be R9 million per year.

#### **Annotated List of Wetlands of International Importance**

1. Barberspan
2. Berg Estuary
3. Blesbokspruit
4. Bot - Kleinmond Estuarine System
5. Dassen Island Nature Reserve
6. De Hoop Vlei
7. De Mond
8. Dyer Island Provincial Nature Reserve and Geyser Island Provincial Nature Reserve
9. False Bay Nature Reserve
10. Ingula Nature Reserve
11. Kgaswane Mountain Reserve
12. Kosi Bay
13. Lake Sibaya
14. Langebaan

15. Makuleke Wetlands
16. Natal Drakensberg Park
17. Ndumo Game Reserve
18. Ntsikeni Nature Reserve
19. Nylsvley Nature Reserve
20. Orange River Mouth
21. Prince Edward Islands
22. Seekoeivlei Nature Reserve
23. St. Lucia System
24. Turtle Beaches/Coral Reefs of Tongaland
25. uMgeni Vlei Nature Reserve
26. Verloren Vallei Nature Reserve
27. Verlorenvlei
28. Wilderness Lakes''

- \* **The impact of waste and pollution on biodiversity:** Waste and pollution have a severe effect on biodiversity. The Municipality runs an efficient cleansing and waste removal service for domestic and business waste in urban areas, but our unrehabilitated waste disposal sites are a threat to biodiversity and human well-being. The Municipality is in process of addressing the rehabilitation of these sites and is also actively busy with recycling initiatives to minimise waste and pollution. (Bergrivier Municipality Local Biodiversity Strategic and Action Plan 2011).

Chapter 3 of the National Water Act (NWA), Act No. 36 of 1998 provides for the protection of water resources through the implementation of resource directed measures which includes the classification of water resources, setting the Reserve and determination of Resource Quality Objectives. The 7-step procedure established by the Department of Water Affairs in 2011 (DWA, 2011) is being applied to determine the Resource Quality Objectives (RQOs) for river, estuary, wetland, dam and groundwater resources in the Berg Catchment. Steps 1 and 2 have already been conducted as part of the Classification process.

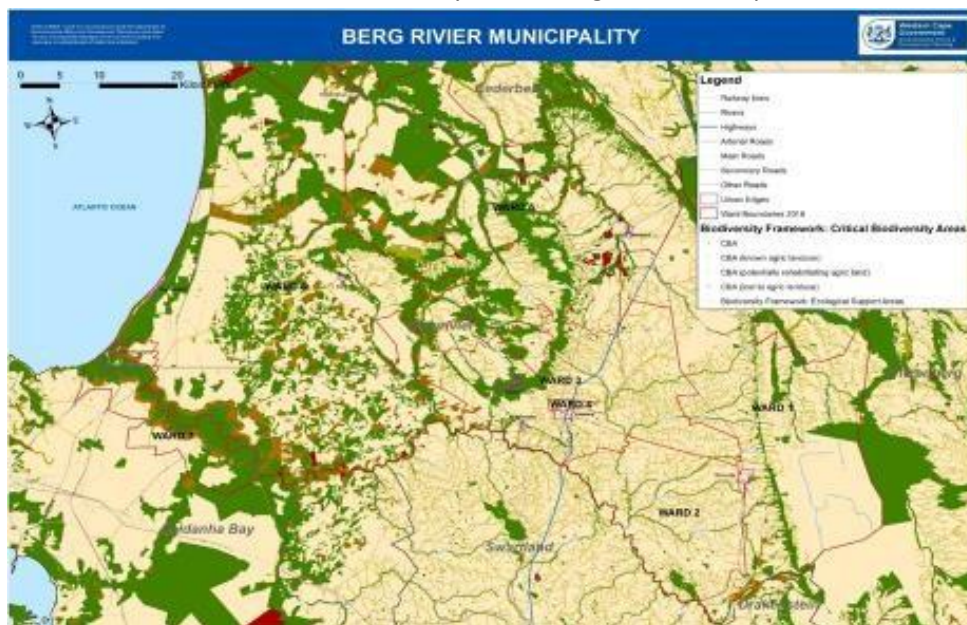
<b>Step 1:</b>	Delineate the Integrated Units of Analysis (IUAs) and define the Resource Units (RUs)
<b>Step 2:</b>	Establish a vision for the catchment and key elements for the IUAs
<b>Step 3:</b>	Prioritise and select preliminary Resource Units for RQO determination
<b>Step 4:</b>	Prioritise sub-components for RQO determination, select indicators for monitoring and propose the direction of change

<b>Step 5:</b>	Develop draft RQOs and Numerical Limits
<b>Step 6:</b>	Agree Resource Units, RQOs and Numerical Limits with stakeholders
<b>Step 7:</b>	Finalise and Gazette RQOs

Part 3 within Chapter 3 of the National Water Act, deals with the Reserve. Compliance to this will be ensured for the use of any water resource in any development taking place within the Bergrivier municipal jurisdiction area. The Reserve consist of two parts:

- \* *the basic human needs reserve and the ecological reserve.*
- \* *The basic human needs reserve provides for the essential needs of individuals served by the water resource in question and includes water for drinking, for food preparation and for personal hygiene. The ecological reserve relates to the water required to protect the aquatic ecosystems of the water in the resource, and will vary depending on the class of the resource. The Minister is required to determine the Reserve, for all or part of any significant water resource. If a resource has not yet been classified, a preliminary determination of the Reserve may be made and later superseded by a new one. Once the Reserve is determined for a water resource it is binding in the same way as the class and the resource quality objectives.*

The map below is an overview of the Biodiversity of the Bergrivier municipal area:



The Bergrivier Municipality: Invasive species monitoring, control and eradication plan, (June 2020) was approved and adopted in the Mayco on 11 June 2020. A link to this plan can be provided and the plan is available on the Bergrivier Municipal website.

This Invasive species monitoring, control and eradication plan provides detail on the invasive species infestation in the properties under the control of Bergrivier Municipality and indicates the category of these species and the preferred removal method for each. Western Cape Biodiversity Spatial Plan Handbook 2017. Lnk to this handbook <https://www.capenature.co.za/biodiversity-planning-and-mainstreaming>

The Western Cape Biodiversity Spatial Plan (BSP) is a product of CapeNature and the Department of Environmental Affairs and Development Planning and represents a nationally endorsed approach to conservation planning.

Environmental Impact Assessments and other Environmental Processes:

Environmental Impact Assessments (EIA) and Basic Assessment Reports (BAR) are conducted by Environmental Assessment Practitioners for development projects within the Bergrivier Municipal area. These Environmental processes and studies (EIA's, BAR's, Water Use License applications (WULA's) and Environmental Authorisation (EA's) are reviewed by the relevant Municipal officials. The Municipality comments on the EIA projects and Environmental processes of its jurisdiction.

Stakeholder and Environmental Communication Platforms attended:

Bergrivier Municipality participates in different environmental supporting structures coordinated by the West Coast District Municipality (WCDM). These include Municipal Coastal Committee (MCC) for coastal matters and the West Coast Air Quality Working Group and Joint Municipal Air Quality Working Group for air quality related matters. Both these are communication platforms where all five local Municipalities under WCDM, communicates their air quality issues. The Berg Estuary Advisory Forum (BEAF) is a platform for matters relating to the Berg estuary and presented on a quarterly basis, also attended by Bergrivier Municipality, CapeNature and other relevant Departments, stakeholders and community members. Environmental awareness and capacity building events are conducted within the Bergrivier Municipal area in partnership with other stakeholders and Departments.

#### 4.4.2 CLIMATE CHANGE

National Government acknowledges that there is undisputed evidence that climate change is occurring, and that further climate change is inevitable. South Africa needs to adapt to the impact of climate change by managing its climate and weather-related risks to reduce its vulnerability (National Climate Change Response Strategy: White Paper 2010). Climate change is a cross cutting issue and relies on a co-ordinated approach by all spheres of government, the private sector and broader public. The National Climate Change Response Strategy advocates that in addition to top-down approaches, a bottom-up approach must all be adopted which is informed by local government and their communities. From this it is evident that the Municipality has a defined role to play in the mitigation of and adaption to the impacts of climate change.

The Western Cape is particularly vulnerable to climate change and the hotter drier conditions predicted for the West Coast could have far reaching impacts. The Bergrivier Municipality's local economy is driven by agriculture and there is concern about the negative impacts of climate change on the agricultural sector which will in turn impact on the local economy. Although there is day to day evidence of what may be climate change (fruit not ripening at the right time, increased activity of baboons in residential areas), it is difficult to predict

how climate change will affect the Bergrivier municipal area and the Municipality needs to put climate change mitigation and adaption plans in place.

A Climate Change Adaption Plan was developed for the Municipality in partnership with the Climate Change Sub Directorate of the Western Cape Department of Environmental Affairs and Development Planning as part of their Municipal Support Programme. This plan was approved by the Council in March 2014.

An initiative arising from this was a Climate Change Knowledge Sharing Network which was initiated and funded by the ACDI (African Climate Change Development Initiative) of the University of Cape Town. The Bergrivier Climate Knowledge Network was established as a trans- and interdisciplinary network comprising academics from the University of Cape Town, government practitioners and local community members who focus on climate change issues within the Bergrivier Municipal Area and the Berg River. This has resulted in academic research taking place in our area and a wealth of expertise and resources being on hand when required. Bergrivier Municipality appointed Gondwana Environmental Services (specialist consultancy) in February 2023, to review their Climate Change Adaptation Plan (2014) and subsequently develop a Climate Change Response Implementation Plan that will help Bergrivier Municipality identify and respond to current and future climate change risks. The objective is to develop a climate change strategy that will cover broad thematic themes which include;

1. Climate Risk and Vulnerability Assessment (CRVA)
2. Climate resilience and adaptive capacity.
3. Best practice for climate change management, adaptation, and mitigation.
4. Stakeholder consultation and empowerment.
5. Research and development; and
6. Implementation plan.

Department of Environmental Affairs and Development Planning Directorate: Climate Change, [deadp.climatechange@westerncape.gov.za](mailto:deadp.climatechange@westerncape.gov.za), letter dated 8 December 2021 refers:

Climate change advisory – in preparation for the development of the Municipal 2022 Integrated Development Plan.

The following documents are underway from National and Provincial level:

- Western Cape Climate Change Response Strategy (2014)
- The initiation of the development of a 2050 Emissions Pathways Exercise, that the Western Cape Government announced as their commitment to the Under2 Coalition at the Global Climate Action Summit in September 2018.
- The National Climate Change Bill.

Main strategic responses that need to be incorporated in municipal planning include:

- i. A strong focus on social wellbeing built on climate resilient foundations to reduce the vulnerability of society;
- ii. Properly pricing externalities of energy use, water use and release of polluting emissions;
- iii. Limiting financial risk by directing municipal finances and investments towards cleaner, low carbon energy sources in anticipation of a rapid decline in fossil-fuel use;
- iv. Restoration of ecological functioning as a way of capturing carbon in the soil, improving agricultural land and restoring water quality and quantity;
- v. The empowerment of women and correcting gender discrimination in spatial patterns;
- vi. Addressing specific spatial climate risks, either by reducing vulnerability or by avoiding hazards, to reduce the long-term burden on municipal resources;
- vii. Rectifying spatial patterns that may have resulted in vulnerability and greenhouse gas intensity, thereby improving resilience and municipal functioning;
- viii. Anticipation of continued urban growth and urbanisation of society and how to ensure that this includes sustainability and climate change considerations in planning for it;
- ix. Avoiding land uses incompatible with a 2035 climate compliant world, as these will become financial and physical risks or liabilities for the municipality e.g. allowing development in 1:100 year flood lines or coastal high water zones, or incentivising development that can't be decoupled from coal, gas or liquid fuels; and
- x. Embracing innovation, technology and less consumptive technologies (such as non motorised transport).

Municipal planning cannot be fully informed on climate change unless it has ascertained the following:

- Water availability in future, both in terms of quality and quantity, given the trend towards a drier climate;
- Climate envelope constraints to human and economic activities (e.g. temperature extremes, rainfall, frost that impact on agricultural production, outdoor labour, indoor conditions);
- The future location and severity of climate hazards such as flooding, coastal erosion and heat islands;
- Economic susceptibility to
  - Carbon taxes (border taxes, transport costs, energy costs)
  - Climatic drivers compromising agricultural productivity;
- The availability or potential for generation of renewable, zero emissions energy for household and commercial use, as well as the ability of the local distribution grids to collect, balance, store and redistribute electricity generated by a range of sources;

- How spatial patterns disadvantage women and other vulnerable groups, making them more susceptible to the direct (physical conditions) and indirect (economic hardship) impacts of climate change;
- Availability of capital and investment finance and factors limiting the use of existing municipal funding for sustainable (climate change compatible) procurement; and
- Whether proposed new development will perpetuate inequalities (therefore increasing the social support burden on government) or improve the well-being of vulnerable groups (to make them more resilient in the face of climate change).

#### Spatial planning:

The IDP refers to the need to develop and provide sustainable bulk and community infrastructure in support of the spatial development framework, with specific mention made of the need for regularly updating master plans for bulk infrastructure as well as innovative methods of service delivery. The MSDP includes climate change as a key consideration throughout the document, which an emphasis on the need for resilience to climate change within municipality.

#### Disaster management:

The Bergrivier Disaster Management plan was approved by Council in 2015 and it is not clear when this plan will be reviewed or updated. In reviewing the information included from the disaster management plan, there is little linkage made to climate change and it is not clear whether this is considered a key risk for the municipalities. Extreme events, including droughts which are exacerbated by climate change are mentioned in this section.

#### Sector Planning

- Water and flooding (Storm water management plans to be updated with relevant and up to date flooding information and changes in rainfall patterns, Local Water Sector Plans – to be aligned with the Western Cape Integrated Drought and water Response Plan of the Department of Local Government and the Sustainable Water Management Plan of DEADP, Water Services Development Plans, Water and Sanitation Master Plans and Demand Side Management Plans should be up to date and inclusive of climate change information);
- Energy (The Bergrivier municipality IDP mentions the need to look at alternative energy supply for low-cost housing, although funding remains a challenge as well as the need to develop innovative methods to manage energy supply, particular for new developments; to look at renewable energy);
- Human settlements (Low-income housing, green energy, solar geysers and energy efficiency measures, to ensure sustainable Human settlements);

- Roads and Transport (decrease in private transport and commensurate increase in public transport, zero-emissions vehicles and non-motorised transport; electric vehicle charging infrastructure, alignment between transport and spatial planning objectives);
- Agriculture (support of urban agriculture is encouraged, facilitation of food gardens and small-scale agriculture, protection of well-located urban agriculture properties, must form part of a municipality's social resilience programme);
- Waste Management (The Integrated Waste Management Plan for Bergrivier Municipality was approved in 2014/15, this document is due for a review and updating to ensure alignment with the Provincial IWWP, which is currently being reviewed. The Western Cape Province has committed to a zero waste to landfill objective, starting off with no organic waste and a 50- % reduction in the volume of overall waste going to landfill by 2030);
- Air Quality management (promoting alternatives to the use of coal as a primary energy source for industrial and commercial purposes; support transport programmes around clean and alternative fuels, promote technologies that reduce GHG emissions from industrial processes);
- Biodiversity (SDF includes climate change risks into the planning tools, Ecological infrastructure investment framework from DEADP);
- Coastal management (Coastal erosion will turn costly for municipalities that need to protect infrastructure and properties from rising water. This will increasingly lead to liabilities related legal action from private landowners. The most cost-effective response is to plan for, and institute a programme of managed retreat – i.e., does not approve any further development or construction in at-risk zones, and bit-by-bit move infrastructure away from the contact zone).

#### 4.4.3 COASTAL MANAGEMENT

According to the Demarcation Board of South Africa, the extent of the Bergrivier Municipality coastline is 46 km. There are two estuaries located within the Bergrivier Municipal Area, namely Papkuils and Groot Berg. The Berg River Estuary rates as the third most important estuary in South Africa from a conservation perspective. These are valuable resources that contribute significantly to the local economy, especially the tourism and fishing sub sectors.

The National Environmental Management: Integrated Coastal Management Act, 2008 (Act No. 24 of 2008) aims to establish a system of integrated coastal and estuarine management. This Act places several obligations on municipalities and defines a municipality as being “a metropolitan, district or local municipality established in terms of the Local Government: Municipal Structures Act, 1998 (Act No. 117 of 1998). In areas where jurisdiction is shared by a district and local municipality, the district municipality is responsible for the



implementation of the provisions of this Act unless the district municipality has by agreement assigned the implementation of any of the provisions of the Act to the local municipality.

Bergrivier Municipality, supported by the West Coast District Municipality, has reviewed and updated its 2013 Coastal Management Programme (CMP) in line with the requirements of the Integrated Coastal Management Act (ICMA) and in support of the implementation of the National CMP (2015) and the Western Cape CMP (2016). This updated Bergrivier Municipal CMP builds on its previous strengths and successes; is informed by stakeholder engagement; and responds to the requirements of current legal mandates as well as National, Provincial and Municipal policies, strategies and programmes. The Bergrivier Municipal Second-Generation Coastal Management Programme, 2019 – 2024, provided by the consultant, CES, on 22 August 2019, was adopted by Council in November 2019.

The Integrated Coastal Management (ICMA) Act, Act no.24 of 2008) provides guidelines for the establishment, use and management of the coastal protection zone (CPZ), Section 2. Subsection 4 was added to provide clarity on ownership and status of assets owned by organs of state within coastal public property (CPP). CPP, sections 7, 11 and 12 defined as

- Coastal waters,
- land submerged by coastal waters,
- any natural island in coastal waters,
- the seashore,
- any Admiralty Reserve owned by the State,
- any other state land declared as coastal public property,
- land reclaimed for other purposes, and
- any natural resources.

Section 7 is amended to clarify that Coastal Public Property does not include assets of infrastructure above or below the HWM and is rearranged to clearly state what does and does not form part of Coastal Public Property. The purpose of Coastal public property is established in Section 7 A:

- To improve coastal public access to the seashore;
- To protect sensitive coastal ecosystems;
- To secure the natural functioning of dynamic coastal processes;
- To protect people, property and economic activities from risks arising from dynamic coastal processes, including the risk of sea-level rise; and
- To facilitate the achievement of any of the objects of the ICM Act.

Section 7 B indicates the reclamation of land for state infrastructure and 7 C for land for purposes other than state infrastructure. Section 13 prescribes the imposition of a maximum access fee by the Minister to streamline the application and standardize access fees. Clarity is provided in respect to access fees and commercial fees for access to specific facilities and activities within CPP. The term 'Access fee' is now listed and defined.

As defined in Section 14 of ICM Act; *The High-Water Mark (HWM) is defined as the highest line reached by the coastal waters but does not include any line reached because of abnormal weather or sea conditions or estuaries that are closed to the sea.* If the HWM moves landward of the coastal property boundary, the owner of that property determined by the HWM loses ownership rights of any coastal land that falls below that mark. It then becomes CPP. This is usually due to natural elements such as coastal erosion and sea level rises. If the HWM moves towards the ocean side, then that land which formed part of the seashore when the ICM Act took effect remains CPP.

Landowners who lose ownership of land will not be entitled to compensation unless the change in position of the HWM was the result of an intentional or negligent act or omission by an organ of state, and it was a foreseeable outcome.

Section 16 explains the Coastal Protection Zone (CPZ) and consist of a continuous strip of land, starting from the HWM and extending inland for a default distance, either 100 m or 1000 m depending on circumstance, or in a manner that will include specific sensitive features, strategically located properties and flood prone areas. Because of climate change, the spatial extent of flood prone areas is increased. Rivers were previously omitted from the coastal zone and are now included. Flooding is detailed in respect to flooding from the sea and within the coastal zone, where the 1: 1000-year flood line is more appropriate.

The ICM Act makes provision for the establishment of coastal management lines (CML) with the intention to protect or preserve:

- CPP such as beach amenities and other infrastructure such as parking;
- CPP such as private residences and business properties;
- Public safety in the face of extreme weather and other natural events;
- The CPZ as described in Section 16 & 17; and
- The aesthetics or 'sense-of-place' of the coastal zone.

The term 'coastal set-back line' is changed to 'coastal management line' to prevent confusion with EIA development set-back lines. The Member of the Executive Council (MEC) is responsible for establishing CML's in Provinces. The MEC is given power to establish or change coastal management lines by way of a Gazette notice. The cross-cutting nature of CMLs requires that a range of stakeholders be consulted through this process. CMLs contribute to spatial planning and disaster risk management and as such, they may have an

impact on land ownership and land uses along the coast. The CMLs fulfil the function of a planning tool in terms of the ICM Act and are best effected when incorporated into other broader planning processes such as Spatial Development Frameworks (SDFs) and Land Use Schemes, etc., to ensure that integrated and harmonious development planning that takes all affected stakeholders into account.

Section 34 deals with Estuarine Management Plans;

“(1) The responsible body contemplated in section 33(3)(e) who develops an estuarine management plan must (a) follow a public participation process in accordance with Part 5 of Chapter 6; and (b) ensure that the estuarine management plan and the process by which it is developed are consistent with- (i) the national estuarine management protocol; and (ii) the national coastal management programme and with the applicable provincial coastal management programme and municipal coastal management programme referred to in Parts 1,2 and 3 of Chapter 6. (2) An estuarine management plan may form an integral part of a provincial coastal management programme or a municipal coastal management programme.”

The National Estuarine Management Protocol published in the Provincial gazette, No. 44724 on 18 June 2021. According to Section 33 of ICMA, the purpose of the National Estuarine Management Protocol, in summary, is to set standards for the management of estuaries, to determine a strategic vision and objectives for achieving effective management of estuaries, to establish minimum requirements for estuarine management plans and identify who must prepare the estuarine management plan and the processes to be followed.

#### *4.4.3.1 THE BERGRIVER ESTUARY*

The Western Cape Government, Department of Environmental Affairs & Development Planning (DEADP) and CapeNature issued The Groot Berg River Estuary Draft Estuarine Management Plan, dated August 2021 as invitation for public comment, published in Provincial Gazette Extraordinary No. 8538 of Friday 28 January 2022, time until 4 March 2022 for comments.

This document is a Management Plan for the Berg River Estuary. It was originally developed under the auspices of the Cape Action Plan for the Environment (C.A.P.E.) Estuaries Management Programme. The main aim of this programme was to develop a conservation plan for the estuaries of the Cape Floristic Region (CFR), and to prepare individual management plans for as many estuaries as possible. The first draft revision of the Berg River Estuarine Management Plan (EMP), including the Situation Assessment and the Management Plan itself, is in response to a review conducted by the National Department of Environmental Affairs: Oceans and Coasts in 2014, to ensure compliance with the minimum requirements for estuary management plans as per the Protocol. This plan assigns roles and responsibilities to all organisations that are tasked with management of the Estuary.

The Responsible Management Authority (RMA) for the Berg River Estuary is mentioned as CapeNature according to the Groot Berg River Estuary Draft Estuarine Management Plan, August 2021: “Coordination of the implementation of the actions in this EMP by the RMA, CapeNature, and its strategic partners (Berg River

Local Municipality, Saldanha Bay Local Municipality, Department of Environmental Affairs, West Coast District Municipality, Western Cape Provincial Government, Department of Water and Sanitation, Department of Forestry and Fisheries), will be monitored by a Groot Berg Estuary Advisory Forum (BEAF) comprising all key stakeholders on the estuary, using indicators within a set time-frame.”

The Bergrivier Municipality: By-law Relating to the Control of Vessels and Boating activities on the Berg River Estuary was adopted by Council on 29 September 2020. Bergrivier Municipality: By-law Relating to the Control of Vessels and Boating activities on the Berg River Estuary promulgated in the Provincial Gazette Extraordinary, no. 8338 on 23 October 2020.

The proposed Bergrivier Municipality: By-law Relating to the Berg River Estuary Usage Zones, was revised and amended and presented for public representations during 14 March – 16 May 2022. A second round of public participation followed, due to significant changes noted during the first round of public participation in the comments received by the Stakeholders. Public participation was for a 30-day period for the public and community and 60-day period for the State Departments, which started on 1 September 2022 for both sectors (public and State). Public representations were considered and where required incorporated within the final By-Law for adoption.

The Bergrivier Municipality: By-law Relating to the Berg River Estuary Usage Zones was adopted by Council on 25 July 2023 and promulgated in the Provincial Gazette Extraordinary, no. 8810 on 11 August 2023.

The Berg Estuary Advisory Forum (BEAF) was constituted in March 2010. The Forum comprises representatives of Local and District Municipalities, Provincial Government, Department of Water Affairs, Department of Environment, Forestry and Fisheries, CapeNature, Farmers, Fish Factories and Civil Organizations. The aim of the Forum is to conserve and protect the Berg River Estuary. National Estuary Management Protocol was promulgated in June 2021 and indicates: “Where an estuary falls within the boundary of a Municipality, the Provincial Environmental Department must develop an EMP in consultation with affected municipalities and the relevant National Government Departments.”

#### *4.4.3.2 PUBLIC LAUNCH SITES*

The Rooibaai Launch site was listed within the Provincial Gazette no.7410, 26 June 2015 as a Public Launch site with all other respective Public Launch sites across the Western Cape Province, by the Department of Environmental Affairs and Development Planning. Bergrivier Municipality is indicated as the management body for this site.

In April 2000, the Department of Public Works approved the transfer of the leases of Lots 120A, 121A and 135A (commonly then known as Rooibaai Jetty) from Laaiplek Marine Products to the Westcoast Net fish Association. The Westcoast Net fish Association approached the Bergrivier Municipality in July 2000 with a request to assist them in maintaining this traditional industry and associated employment opportunities. They requested that the Municipality assist them in upgrading the mooring, launching and parking facilities at

Rooibaai Jetty. The Municipality subsequently applied for and was granted Local Economic Development funding to upgrade the Rooibaai Jetty. The slipway was widened to about 4.5 meters and surfaced with compacted calcrete, while calcrete boulders were placed on either side (under the jetties) for erosion protection.

Eigelaar Street provides access to several jetties and the Rooibaai Launch site located on the eastern bank of the Berg River. These jetties and the Rooibaai Launch site are used by private and commercial fishermen, wanting to access the Berg River for fishing and to go out to sea for deep-sea fishing along the coastline to St Helena Bay and beyond. The jetties and Rooibaai Launch site are located on state land under the control of the Department of Public Works and Infrastructure (NDPWI) within the Berg River fishing harbour area and are leased to private individuals or groups. The property location GPS points are: 18° 9' 2.75" E (Longitude) and 32° 46' 42.75" S (Latitude). Permission to upgrade the existing launch site was granted by the NDPWI in a letter to Bergrivier Municipality on 26 July 2022. Budget and funding to finance the required repair and upgrade of the Rooibaai slipway to be secured, bearing in mind the follow financial implications:

- a) Feasibility, costing and engineering study and environmental approval is required prior to construction work starts. The budget for these respective studies to be sourced and applied for.
- b) Repair and upgrade costs will be determined during the feasibility and costing study referred to above. The budget for the total cost for the construction work to also be sourced and applied for in the budget process.

#### 4.4.4 AIR QUALITY

EnviroWorks consultant was appointed by the West Coast District Municipality to review and update the West Coast District Municipality (WCDM) Air Quality Management Plan for the local municipalities in 2019. This plan was adopted by the Council of Bergrivier Municipality in November 2019. The full name of this plan is: Integrated Second Generation of the West Coast District Municipality inclusive of the five Local Municipalities Air Quality Management Plan, (2019- 2024), dated July 2019. The Air Pollution Control By-law was revised and presented for Public participation from 28 January to 28 February 2020. The By-law was renamed and all comments were addressed and the necessary comments were included.

The Bergrivier Municipality Air Quality By-law was adopted by Council on 11 June 2020 and published and promulgated in the Provincial Gazette, No. 8261 on Friday, 3 July 2020.

Bergrivier Municipality take part in the following two forums/ working groups:

**West Coast Air Quality Working Group (WCAQWG):** West Coast Air Quality Working Group (WCAQWG). This working group is chaired by the WCDM Air Quality Manager and is attended by representatives of all listed activities and municipal officials within the area of jurisdiction of the West Coast District Municipality.

**Joint Municipal Air Quality Working Group (JMAQWG).** To improve communication and cooperation between District and Local Municipal Air Quality Officers a communication platform has been established on 17 February 2015. A memorandum of agreement (MoA) is in place.

The Air Quality Officer for Bergrivier Municipality was delegated and appointed on 31/07/2018.

All non-listed facilities, fuel-burning apparatus and boilers (less than 10MW output) is the responsibility of the Local Municipality and listed facilities, controlled emitters and boilers and fuel-burning apparatus (more than 10MW, less than 50MW output) is the responsibility of the West Coast District Municipality.

## CHAPTER 5: THE PROCESS OF PUBLIC PARTICIPATION IN DRAFTING THE FIFTH GENERATION IDP



Our beautiful valley  
Photographer unknown

## 5.1 IDP REVIEW PROCESS

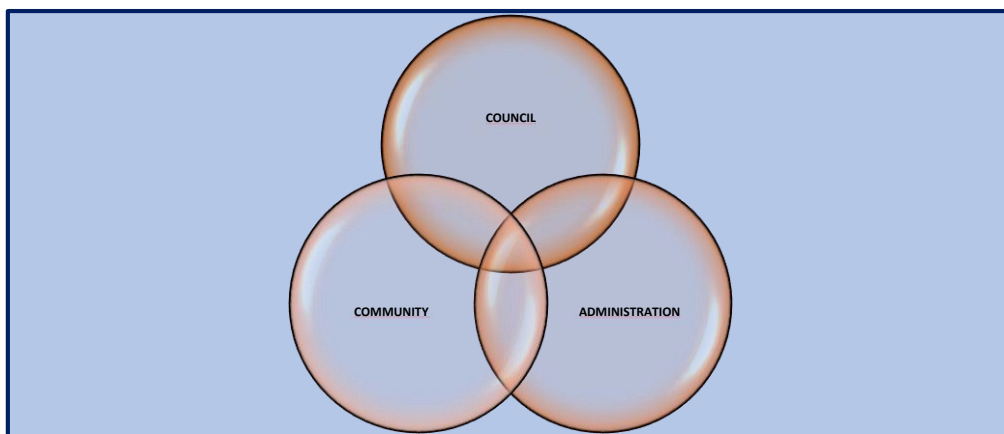
### 5.1.1 PUBLIC PARTICIPATION MECHANISMS AND PROCEDURES

The public participation strategy of Bergrivier Municipality is based on the definition of a Municipality as contained in Section 2 of the Municipal Systems Act that states that a municipality consists of:

- The political structures of the municipality (Council);
- The administration of the municipality; and
- The community within the municipal area.

A municipality functions in its geographic area in accordance with the political, statutory and other relationships between its political structures, political office bearers, administration and its community. This relationship can be depicted as follows:

**FIGURE 52: COMPOSITION OF A MUNICIPALITY**



The mechanisms for public participation comprise of:

- Sector engagements;
- Ward Committees;
- Public meetings; and
- IDP Representative Forums

### 5.1.2 PROCESS PLAN AND TIME SCHEDULE OF KEY DEADLINES

The community participation process to develop the Fifth Generation IDP took place in accordance with a Process Plan that was approved by the Municipal Council in August 2021 in terms of Sections 21(1) (b) and 53(1) (b) of the MFMA read together with Sections 28 and 34 of the Municipal Systems Act. It was further amended in May 2022 to make provision for the adoption of the predecessor's IDP with amendments. A Time Schedule of Key Deadlines is also approved on an annual basis determining the schedule of the annual review of the IDP and the compilation of the related budget. The IDP and budget processes are two distinct, but integrally linked processes which must be co-ordinated to ensure that they consistently align to one another.



The Time Schedule of Key Deadlines makes provision for public participation mechanisms and procedures to allow the public to provide input into the IDP as outlined above. The following figure outlines the schedule of meetings to be held every financial year of the Fifth Generation IDP and provides an overview of the rhythm of the IDP:

**FIGURE 53: SCHEDULE OF KEY DEADLINES: SUMMARY**

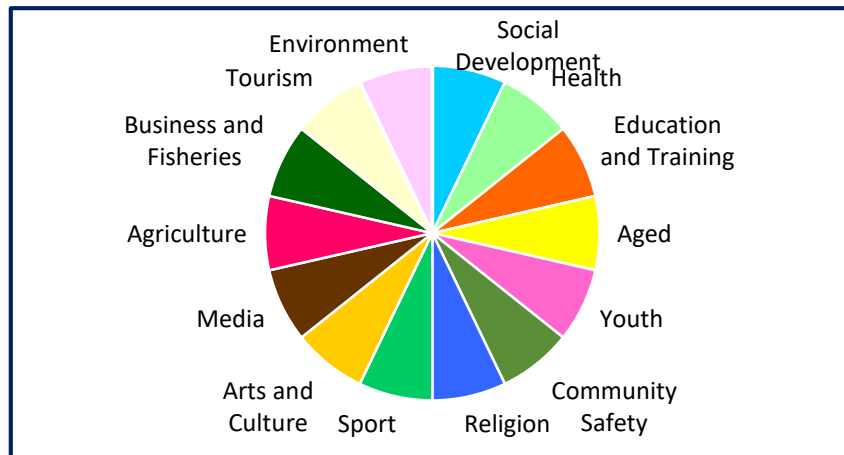


### 5.1.3 MECHANISMS FOR PUBLIC PARTICIPATION

The objective of the public participation process is to solicit inputs for the Fifth Generation IDP, and the following annual reviews and the Municipality established the following mechanisms to facilitate public participation:

#### *INDIVIDUAL SECTOR ENGAGEMENTS*

In a bid to enhance the quality of public participation outcomes, Bergrivier is divided into 14 sectors and conduct engagement with individual sectors and its registered stakeholders on a continuous basis. Formal sector engagements take the form of on-going two-way dialogues between and amongst sector representatives and the Municipality. It proves to be very effective as the sectors focus on issues and means of resolving issues jointly. These sectors also enable the Municipality to solicit more detailed inputs than is possible in public meetings. The following diagram illustrates the sectorial division of the Bergrivier Community.

**FIGURE 54 SECTORS WITHIN BERGRIVIER MUNICIPALITY**

#### *WARD COMMITTEE MEETINGS*

Ward committees are the most important mechanism for public participation. The new term of office of the ward committees commenced in February 2022 after elections were held in November 2021. Ward committees consist of not more than 10 members and are either elected as per sectors (as identified in the ward committee policy) or per geographical area or a combination of both. Due to the unique nature of wards, different compositions of ward committees may apply.

In terms of the approved Time Schedule of Key Deadlines, two series of Ward Committee Meetings are specifically convened as part of the IDP/budget process. The first series of meetings are held in September/October of each year and is aimed at soliciting input from communities on their needs and to prioritise the needs by the various sectors represented on the Ward Committees. The second series of Ward Committee Meetings are held in April of each financial year and is aimed at providing Ward Committees with the opportunity to comment on the Draft IDP Revision and Budget. The remainder of ward committee meetings are held to monitor progress and to implement their own projects as per identified priorities.

#### *TOWN BASED PUBLIC MEETINGS*

Town based public meetings are convened as part of the IDP/budget process. The first series of public meetings are normally held in September/October of each year and comprise of public meetings convened in every town in Bergrivier municipal area. During the first series of meetings, input from the community on needs and the prioritisation thereof is solicited and aligned with the needs identified by the ward committees. The major aim of these meetings is therefore:

- \* Providing feedback to the Community on progress made with the addressing of previously identified needs;
- \* Explaining the IDP Revision / Budget process;
- \* Presenting and confirming the ward needs review and re-prioritisation done by the Ward Committees;
- \* Providing an opportunity for additional input; and
- \* Prioritising the needs of the community.

Notice of public meetings are placed on the Municipal Website and on all Municipal Notice Boards. Meetings are also advertised in the press. Supplementary notifications are also being done which may differ from ward to ward such as SMS's, flyers in post boxes, flyers delivered to houses and flyers handed out to people when they pay their municipal account. People who are unable to read and write are encouraged to visit the municipal offices for the necessary assistance.

#### *IDP REPRESENTATIVE FORUM*

The IDP Representative Forum is a meeting of the leaders of the various sectors and is convened by the Mayor and Municipal Manager. On 28 August 2012, the Municipal Council approved the establishment of an IDP Representative Forum in terms of Section 15 of the Local Government: Municipal Planning and Performance Management Regulations of 2001.

IDP Representative Forum meetings are held bi-annually and takes place in Piketberg and Velddrif. The municipal area is divided into 2 geographical areas and sector leaders are requested to attend one of these meetings. Representatives from the District Municipality, Provincial Government Departments, Ward Committees, NGO's and Sector Representatives within the Community normally attend. These meetings are also held in September/October and April of the same financial year. To ensure alignment with the Joint District Management Approach of the Western Cape Provincial Government and with the various sector activities, a thematic approach is being used during these meetings.

Due to Covid, the IDP Representative Forum did not take place, but provision in the IDP needs to be made when Council decided to use these forums again.

## CHAPTER 6: COMMUNITY NEEDS IDENTIFIED THROUGH PUBLIC PARTICIPATION PROCESS

### Winterhoek Mountains in wintertime



Photographer unknown: Photo provided.

## 6.1 INTRODUCTION

As stated in Chapter 5, a thorough process has been followed over the last financial years to identify the needs as expressed by the communities in Bergrivier. This is predominantly done through regular ward committee meetings, with specific reference to the ward committee meetings in September of each financial year. The public participation process is further enhanced through public meetings in each town on a bi-annual basis following the ward committee meetings as to ensure that members of the public have equal and open access to providing inputs. The bi-annual IDP Forums also provide a platform for inputs.

Another important process of consultation is contained in the strategic planning session of Council on an annual basis. The Council of Bergrivier conducts on an annual basis a strategic session as to ensure that political direction and mandate is given to the administration in the implementation of the IDP.

### 6.1.1 DEVELOPMENTAL NEEDS IDENTIFIED THROUGH PUBLIC PARTICIPATION

Experience with public participation processes is that needs identified often are repeated on an annual basis as not all needs can be addressed due to budgetary constraints. To ensure that a comprehensive overview of the needs of the communities are being captured, a spreadsheet was developed with a “drop-down” function to ensure that the needs can be filtered. During the next review process, this overview of needs will be prioritised. It needs to be emphasized that the needs of the municipality are also captured in this list.

Due to the scale of the spreadsheet, Annexure A has been created. It needs to be emphasised that these needs represent an estimated 20-year needs when costed. Although it is unrealistic, it is critical to document the needs of the community and of the municipality as to ensure that all is incorporated in the IDP.

A link is also provided with a filter option.

<http://www.bergmun.org.za/chapter-6-idp-projects-bergrivier-2023>

## CHAPTER 7: THE MUNICIPALITY AS THE ENABLER IN IMPLEMENTING THE IDP – SECTOR PLANS AND FRAMEWORKS



Reflections: Flamingos in the Berg River Estuary in Velddrif

Photographer unknown: Photo provided.



## 7.1 INTRODUCTION

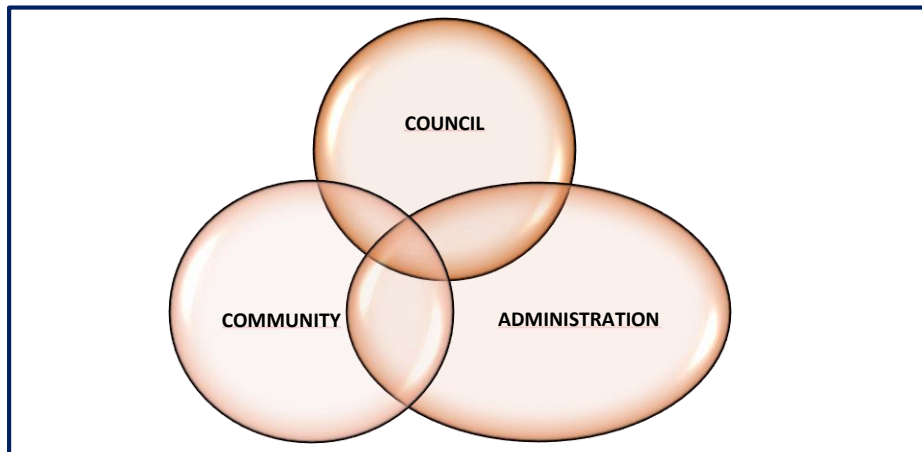
The role of the municipality in the fulfilment of the IDP is important. The municipality plays primarily the role of the enabler and facilitator to ensure that the vision, strategic goals and strategic objectives are being fulfilled. It is therefore imperative that the municipality has the ability, capacity and resources to ensure the systematic implementation of the various programme identified in the IDP.

The purpose of this chapter is to outline the organisational structure and various sector plans and frameworks to implement the programmes of the IDP.

## 7.2 COMPOSITION OF THE MUNICIPALITY

According to Section 2(b) of the Municipal Systems Act, a municipality comprises its political structures, administration and community.

**FIGURE 55: COMPOSITION OF A MUNICIPALITY**



### 7.2.1 POLITICAL STRUCTURES

Bergrivier Municipality is established in terms of Section 12 of the Local Government Municipal Structures Act, 1998 (Act 117 of 1998) (Municipal Structures Act) as an Executive Mayoral System combined with a Ward Participatory System. The Municipality has the following political structures:

#### \* **MUNICIPAL COUNCIL**

The Municipal Council comprises 13 Councillors, seven of whom are Ward Councillors and six of whom are Proportional Representation (PR) Councillors. The Municipal Council is led by the DA. The Municipal Council meets on a quarterly basis.

The following include photos of each of the newly elected councillors:



**TABLE 58: COUNCILLOR REPRESENTATION**

<p><b>Ald. RM van Rooy</b> Execute Mayor</p>  <p>DA (Ward 4)</p>	<p><b>Ald. M Wessels</b> Deputy Mayor</p>  <p>DA (Ward 5)</p>	<p><b>Ald. R Swarts</b> Speaker</p>  <p>DA (Proportional)</p>	<p><b>Cllr J Daniels</b> Mayoral Committee</p>  <p>DA (Ward 1)</p>	<p><b>Ald. A De Vries</b> Mayoral Committee</p>  <p>DA (Ward 3)</p>
<p><b>Cllr A Du Plooy</b> Chair of MPAC</p>  <p>DA (Ward 2)</p>	<p><b>Cllr J Moolman</b> Chair: Section 79</p>  <p>DA (Ward 7)</p>	<p><b>Cllr A Small</b> Ward Councillor</p>  <p>DA (Ward 6)</p>	<p><b>Cllr I Adams</b> Councillor</p>  <p>ANC (Proportional)</p>	<p><b>Cllr S Lesch</b> Councillor</p>  <p>ANC (Proportional)</p>
<p><b>Cllr Bronwyn Meaman</b> Councillor</p>  <p>ANC (Proportional)</p>	<p><b>Cll R Laubscher</b> Councillor</p>  <p>PA (Proportional)</p>	<p><b>Ald. E Manual</b> Councillor</p>  <p>Good (Proportional)</p>	 <p><b>Bergrivier Municipality</b></p>	

**\* OFFICE OF THE SPEAKER**

The Speaker is the Chairperson of the Municipal Council and performs his functions in terms of a framework of powers assigned by legislation and powers delegated by the Municipal Council in terms of the Municipal Systems Act.

**\* THE EXECUTIVE MAYOR AND EXECUTIVE MAYORAL COMMITTEE**

Alderman Van Rooy was elected as the new Executive Mayor. The Executive Mayor is at the centre of the governance system and is responsible for providing political and strategic leadership. Executive power is vested in the Executive Mayor, in accordance with a framework of powers assigned by legislation as well as powers delegated by the Municipal Council in terms of the Municipal Systems Act, 2000, (Act 32 of

2000). To maximise operational efficiency, the Municipal Council has delegated all powers except those which it may does not delegate by law to the Executive Mayor. The Executive Mayor is assisted by the Mayoral Committee. The Executive Mayoral Committee is chaired by the Executive Mayor and comprises the Deputy Mayor and two full time and one part time Councillors. This Committee meets at least once a month, 10 months of the year.

\* **PORTFOLIO COMMITTEES**

In terms of Section 80(2) of the MSA, the Section 80-committees established to assist the executive mayor may not in number exceed the number of members of the mayoral committee. It is therefore clear that Bergrivier Municipality currently has the maximum amount of Section 80 committees allowed by law, namely three (3).

In terms of the approved macro structure, the Municipality reverted to four directorates and therefore another committee had to be established for the Directorate Corporate Services' functions. Section 79 of the MSA allows a Municipal Council to establish one or more committees necessary for the effective and efficient performance of any of its functions or the exercise of any of its powers (Section 79(1)(a)). There are no legal restrictions on the number of committees established in terms of this section. These committees will normally report directly to Council, but the Executive Mayor is entitled, in terms of Section 56(1), to determine that all committees of Council (Section 79 and 80) submit any reports to the Executive Mayor for consideration and decision-making in terms of delegated authority, or for consideration and recommendation (as the case may be) to Council. Council approved the establishment of a committee in terms of Section 79 of the Municipal Structures Act, 1998 (Act 117 of 1998) to serve as a standing committee for the Corporate Services' functions as from 20 July 2018 and is chaired by a councillor appointed by Council. Similarly, Council approved a Section 79 Committee for Local Economic Development, Public Participation and Communication.

The five Portfolio Committees appointed in terms of the Municipal Structures Act, (117 of 1998 Section, 79 and 80) are the following:

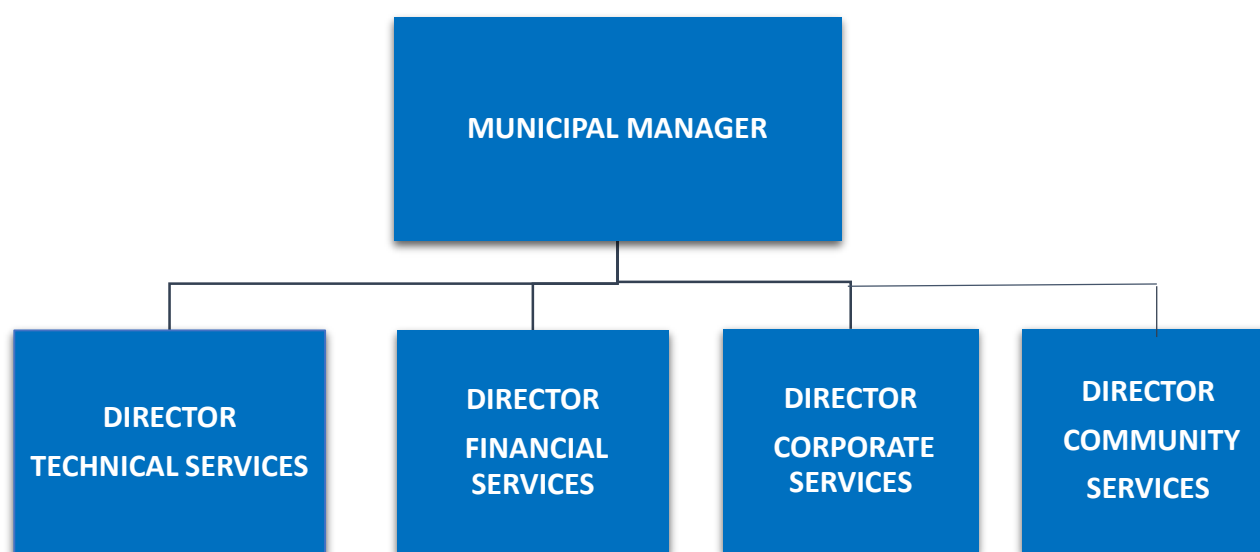
- Financial Services Committee (Section 80);
- Community Services Committee (Section 80);
- Technical Services Committee (Section 80);
- Corporate Services Committee (Section 79); and
- Economic Development Committee (Section 79).

Portfolio Committees have no delegated powers and may only make recommendations to the Mayoral Committee.

## 7.2.2 THE ADMINISTRATION

The macro-structure for the organisation was approved by the Executive Mayoral Council on 15 October 2022 and served as the basis for the micro-structure. The micro-structure was submitted to Council for approval in January 2023. The new structure makes provision for 4 Directorates, namely Finances, Technical Services, Corporate Services and Community Services. This structure excludes the Office of the Municipal Manager.

**FIGURE 56: CURRENT MACRO STRUCTURE**



The municipality currently employ 398 employees (449 approved permanent posts) and the total vacancy rate inclusive of funded posts is 11.36 %. The total staff turnover rate for the 2022/23 financial year to date is 6.59%.

## 7.2.3 COMMUNITY AND COMMUNITY STRUCTURES

The Constitution requires the Municipality to encourage the participation of community members and community organisations in the matters of local government. The Community play an integral role in municipal processes and decision making and the challenge is to find the most effective method of implementing two-way communication and interaction.

The Municipality's principle structures are Ward Committees, the IDP Representative Forum and Sector Engagements. Chapter 5 explains how these forums are utilised for the IDP process.

### \* WARD COMMITTEES

Ward Committees are appointed in terms of Sections 72 -78 of the Municipal Structures Act and is the communication channel between the Municipality and the Community. Although ward committees are not political structures, it is coupled to the term of office of the Municipal Council. In February 2022 new ward committees were elected. Ward Committees are elected on a sector basis which may include

geographic sectors. The diversity of sectors within wards results in the composition of the different Ward Committees differing from ward to ward. Sectors include but are not limited to Ratepayer organisations, Agriculture and agriculture subsectors, organised business, Small businesses, Health, Religion, Community Police Forums, Youth, Social development, Education and training, Sport, Tourism and Women’s organisations.

**\* IDP REPRESENTATIVE FORUM**

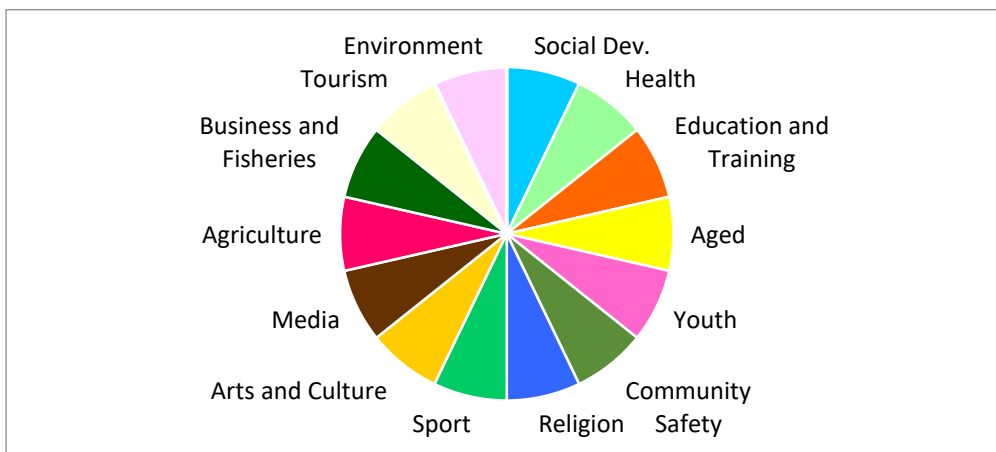
On 28 August 2013, the Municipal Council approved the establishment of an IDP Representative Forum in terms of Section 15 of Municipal Planning and Performance Management Regulations. The IDP Representative Forum comprises the following:

- Two ward committee members from each Municipal Ward;
- One representative from the West Coast District Municipality;
- The Executive Mayor, Speaker, Portfolio Committee Chairpersons and two additional councillors from the other parties represented on Council;
- Three officials namely; the Municipal Manager, Strategic Manager, Head; Strategic Services and LED; and
- Three nominees from key sectors within the Municipal Area.

**\* SECTOR ENGAGEMENTS**

Sector engagements take place on an on-going basis. The Municipality is divided into the following 14 Sectors:

**FIGURE 57: SECTORS WITHIN BERGRIVIER MUNICIPALITY**



**\* PUBLIC MEETINGS**

Public meetings take place at least twice per annum in each town. Additional meetings take place as and when required, such as housing meetings etc.

### 7.3 POWERS AND FUNCTIONS

Section 156, read together with Schedules 4B and 5B of the Constitution sets out the functions of a Municipality. Section 84 of the Municipal Structures Act regulates the division of these functions between the District and Local Municipality. The following table indicates the functions that Bergrivier Municipality is authorised to perform.

**TABLE 59: MUNICIPAL FUNCTIONS**

SCHEDULE 4, PART B FUNCTIONS	YES/NO	SCHEDULE 5, PART B FUNCTIONS	YES/NO
Air pollution	Yes	Beaches and amusement facilities	Yes
Building regulations	Yes	Billboards and the display of advertisements in public places	Yes
Childcare facilities	Yes	Cemeteries, funeral parlours and crematoria	Yes
Electricity and gas reticulation	Yes	Cleansing	Yes
Firefighting services	Yes	Control of public nuisances	Yes
Local tourism	Yes	Control of undertakings that sell liquor to the public	Yes
Municipal airports	None in our area	Facilities for the accommodation, care and burial of animals	Yes
Municipal planning	Yes	Fencing and fences	Yes
Municipal health services	No (WCDM)	Licensing of dogs	No (WCDM)
Municipal public transport	Yes	Licensing and control of undertakings that sell food to the public	No
Municipal public works only in respect of the needs of municipalities in the discharge of their responsibilities to administer functions specifically assigned to them under this Constitution or any other law	Yes	Local amenities	Yes
Pontoons, ferries, jetties, piers and harbours, excluding the regulation of international and national shipping and matters related thereto	Yes	Local sport facilities	Yes

SCHEDULE 4, PART B FUNCTIONS	YES/NO	SCHEDULE 5, PART B FUNCTIONS	YES/NO
Storm water management systems in built-up areas	Yes	Markets	Yes
Trading regulations	Yes	Municipal abattoirs	Yes
Water and sanitation services limited to potable water supply systems and domestic wastewater and sewage disposal systems	Yes	Municipal parks and recreation	Yes
		Municipal roads	Yes
		Noise pollution	Yes
		Pounds	Yes
		Public places	Yes
		Refuse removal, refuse dumps and solid waste disposal	Yes
		Street trading	Yes
		Street lighting	Yes
		Traffic and parking	Yes

#### 7.4 HIGH LEVEL FRAMEWORKS AND SECTOR PLANS

The Municipality has several high-level frameworks and sector plans that must be read in conjunction with the Fourth Generation IDP. These are frameworks and plans that are required in terms of legislation. The table below provides an overview of these frameworks and plans and the status thereof.

**TABLE 60: HIGH LEVEL FRAMEWORKS AND SECTOR PLANS**

FRAMEWORK / SECTOR PLAN	STATUS
Municipal Spatial Development Framework (MSDF) (2024 - 2029).	Approved by the Municipal Council on 25 March 2024.
Revised Disaster Management Plan (DMP) and Risk Preparedness Plans (Contingency)	Approved by Municipal Council in May 2016 and revised in 2019/20.
Human Settlements Pipeline (HSP)	Approved by the Municipal Council in 2021.
Water Services Development Plan (WSDP)	A revised WSDP has been developed and approved for the years 2017 – 2022. A Water Service Audit was approved before the end of October 2023 by the Mayoral Committee and submitted to DWS. WSDP validity to be extended for one year by Council to allow for the completion of the updated WMP & WSDP that is funded and implemented by DBSA during 2023/2024.

FRAMEWORK / SECTOR PLAN	STATUS
Integrated Waste Management Plan (IWMP)	A 4 <sup>th</sup> Generation IWMP was approved 30 July 2019 by Council. To be updated in 2023/2024 through funding from DBSA. External Audit Reports was completed in May 2023.
Bergrivier Municipal Second-Generation Coastal Management Programme, 2019-2024	Adopted by Council in November 2019
Integrated Transport Plan. (ITP)	Approved by Council 2019 - 2024.
Municipal Infrastructure Plan (MIP)	Completed, but a process to update masterplans will commence in 2023
Water Master Plan (WMP)	Compiled in June 2015. Approved by Council. To be updated via DBSA grant.
Sanitation Master Plan (SMP)	Compiled in June 2015. Approved by Council. To be updated via DBSA grant.
Water Conservation and Water Demand Management Strategy (WC&WDM)	Compiled in April 2021. Approved by Council.
Pavement Management System (PMS)	Part of the Roads Master plan. Currently part of West Coast District Municipalities PMS (I-Ramms)
Storm Water Master Plan	Compiled in phases. Completed in May 2012. Approved by Council. Currently in process to update through DBSA funding.
Roads Master Plan	Compiled in 2010. Approved by Council. Currently in process to update through DBSA funding.
Electricity Master Plan (EMP)	Compiled in April 2015. Approved by Council. Currently in process to update through DBSA funding.
Cost of supply study	Completed in July 2023. Currently submitted to NERSA for approval.
Pipe replacement plan	Compiled in March 2021 (Only for towns of Piketberg and Porterville). Approved by Council. New plan to be compiled to include all towns of Bergrivier LM.
Groot Berg River Estuary Draft Estuarine Management Plan	Draft, August 2021. The National Estuarine Management Protocol identifies Cape Nature as the Responsible Management Authority responsible for the development of the Groot Berg River Estuarine Management Plan as well as being responsible for the co-ordination of its implementation. Client: Western Cape Government, Department of Environmental Affairs &
Community and Rural Safety Plan (CRSP)	Approved on 30 March 2021.
Integrated Second Generation of the West Coast district Municipality inclusive of the five Local Municipalities Air Quality management Plan, (2019-2024	Adopted by Council in November 2019
Strategic Risk Register (RR).	Approved by the Municipal Council annually
Information Communication Technology Plan & Strategy)	Reviewed by Council 14 June 2021
Employment Equity Plan (EE)	Plan covers a 5-year period- 1 December – 30 September 2024

FRAMEWORK / SECTOR PLAN	STATUS
Workplace Skills Plan (WSP)	Reviewed annually (stay the same)
Human Resource Strategy & Implementation Plan	Adopted by Council n 29 August 2022 (Reviewed annually)
LED Strategy	Approved by the Municipal Council in 2021
Bergrivier Municipality Biodiversity Report	Approved by the Municipal Council in 2010.
Local Biodiversity Strategic And Action Plan (LBSAP)	Approved by the Municipal Council .
Climate Change Adaption Plan (CCAP)	Approved by the Municipal Council in March 2014.
The Bergrivier Municipality: Invasive species monitoring, control and eradication plan, dated June 2020	Approved and adopted by Mayco on 11 June 2020.

In addition to the above, the Municipality has several master plans and operations and maintenance plans (Standard Operating Procedures). The following is a short description of each sector and/or framework. Each sector plan is available on request:

#### 7.4.1 BERGRIVIER MUNICIPALITY SPATIAL DEVELOPMENT FRAMEWORK (2024– 2029)

A Spatial Development Framework (SDF) indicates which type of development should be allowed in the Municipality, where it should take place, and how such development should be undertaken to ensure the best possible outcomes for the Community. It is a spatial manifestation of the IDP and there must be alignment between the two.

The Bergrivier Municipal Spatial Development Framework, 2024 - 2029 (Bergrivier MSDF) has been compiled in terms of the provisions of the Municipal Systems Act, 2000 (MSA, Act 32 of 2000), the Spatial Planning and Land Use Management Act, 2013 (SPLUMA, Act 16 of 2013), the Western Cape Land Use Planning Act, 2014 (LUPA, Act 3 of 2014) and the Bergrivier Municipality By-Law on Municipal Land Use Planning (the By-Law, as per PN 8365 of 11 December 2020). The Municipal Council approved a Bergrivier MSDF on 26 March 2024.

Based on the policy directives drawn from the array of international, national, provincial and municipal-scale legal and policy instruments, the Bergrivier Municipality’s conceptual approach to spatial development and land use management seeks to embody its IDP Vision and enable the realization of its Vision.

The work set out in the Bergrivier MSDF has been informed by a series of engagements with key stakeholders as well as technical specialists and Bergrivier Municipality officials. Apart from one-on-one



consultations held with residents, with technical officials of the Bergrivier Municipality, and consultations with fellow professionals with direct experience in the study area.

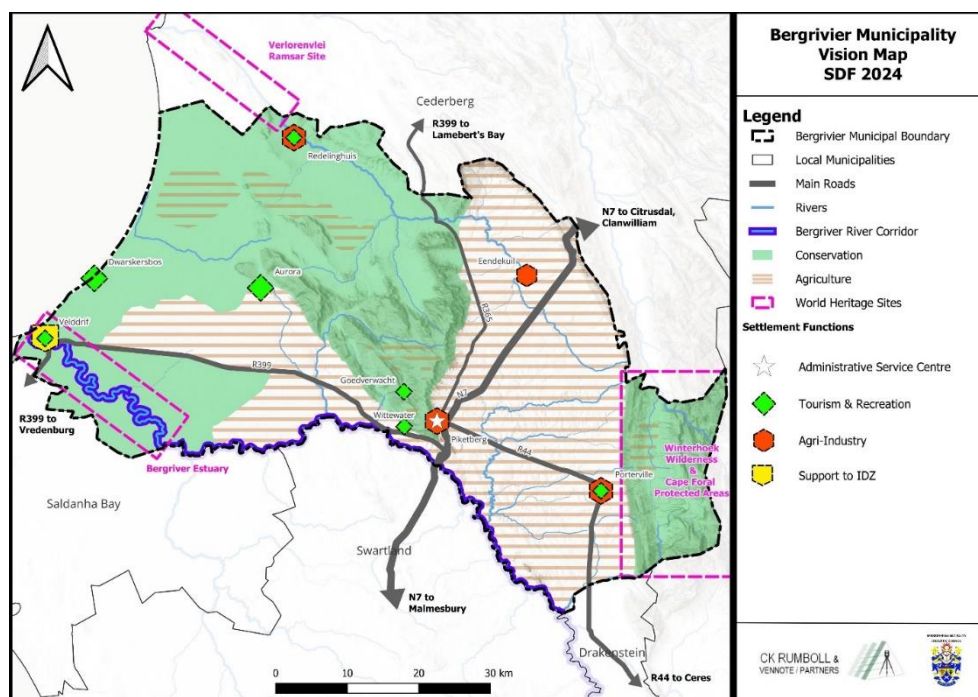
The Bergrivier MSDF guide growth and development in the Bergrivier municipal area in a sustainable manner. Hence, future growth, development and land use planning will embrace the spatial vision and principles to protect and develop integrated, sustainable settlements and liveable environments, and enable economic and social prosperity. The following is an executive summary of the Bergrivier Municipal Spatial Development Framework 2024 – 2029:

### Why?

The Bergrivier Municipal Spatial Development Framework (MSDF), 2024 -2029, is adopted as a core component of the 5<sup>th</sup> generation Bergrivier IDP, 2023 – 2027 (MSA Section 26(e)). The MSDF guides growth and development in the Bergrivier municipal area in a sustainable manner over the next five-year and 20-year development cycles aligned with the Capital Expenditure Framework of Bergrivier Municipality. (MSA, 2000). The vision and spatial vision for the Bergrivier behold: “Bergrivier [as] a prosperous community where all want to live, work, learn and play in a dignified manner.”

### How?

Bergrivier Municipality envisage, as per the map below, to protect and celebrate its conservation worthy agricultural and natural landscape and world heritage and conservation sites whilst capitalizing on the N7 as powerful North South connector and the R44 and R399 as East West connector to the Saldanha Bay IDZ. Both connectors present a variety of economic opportunities within the rural landscape, intersecting Piketberg as administrative capital and Velddrif as economic growth point supportive to the Saldanha IDZ.



Within settlements and the rural areas, the following transitions are important:

### **Built Environment**

Revitalized, liveable and economically thriving settlements preserving or establishing distinct precinct identities whilst accommodating economic diversification, mobility and participation and supported by:

- Implementing sensitive signage and replacing insensitive signage.
- Enhancing natural settlement gateways.
- Intensifying business nodes and along activity streets.
- Densification along activity streets.
- Seamless connection and transition between different urban elements and settlement precincts.
- Protecting trees 20+ years and older, planting trees (two trees per cadastral unit) and tree lanes or clusters.
- Well-maintained Non-Motorized Transport (NMT) routes.
- Adherence to development, flood and coastal management lines.
- Promoting underground instead of above ground service reticulation including communication networks.
- Implementing measures to soften main roads in settlements and calm traffic flow.
- Topographical considerations informing development.
- Defining urban edges for settlements over 5- and 20-year horizons.

### **Socio Economic**

Ensure accessible opportunities to:

- Early childhood education facilities including crèches and preschools.
- Safe and comprehensive multi-disciplinary schools.
- supportive and high-quality community health care services.
- skills development and training initiatives.
- suitable areas for entrepreneurial activities and small-scale businesses.

### **Biophysical and Environment**

- Encourage the establishment of biodiversity corridors, open spaces and - corridors.
- Identify and designate areas for intensive agriculture and conservation.

- Promote the development of agri-tourism areas and associated corridors and routes.
- Establish scenic and historic routes showcasing the natural and cultural heritage.
- Exclude sensitive areas for alternative energy and mining.
- Delineate development buffers to safeguard environmentally sensitive zones.
- Focus on preserving waterways and cultural-historical landscapes.
- Support social focal points and community facilities and activities.
- Protect world heritage and nature conservation areas.
- Enhance connector routes and corridors to support economic development within the region.

### When?

Settlement and economic development is dependent on services infrastructure. Upgrades are in process or planned in Dwarskersbos, Eendekuil, and Piketberg whilst in Piketberg, Porterville and Velddrif/ Laaiplek upgrades are planned for the period between 2028 – 2033. The following is a status quo summary of Bergrivier Municipal Infrastructure:

SETTLEMENT	WATER SOURCE	WTW	WATER STORAGE	WWTW	ELECTRICITY
Aurora	2028 – 2033	2028 – 2033	>2033	Septic Tanks	>2033
Dwarskersbos	2028 – 2033	2028 – 2033	< 2028	< 2028	< 2028
Eendekuil	2028 – 2033	< 2028	< 2028	2028 – 2033	>2033
Goedverwacht	Private	Private	Private	Private	Eskom
Piketberg	2028 – 2033	2028 – 2033	< 2028	2028 – 2033	2028 - 2033
Porterville	>2033	>2033	2028 – 2033	>2033	2028 – 2033
Redelinghuis	>2033	>2033	>2033	Septic Tanks	>2033
Velddrif	2028 – 2033	2028 – 2033	>2033	2028 – 2033	<2028
Wittewater	Private	Private	Private	Private	Eskom

In addition to services, land requirements and supply are tabled below. The Bergrivier Municipality's waiting list informed the total land needed to accommodate households awaiting tenure. The calculations were based on the erf size of RDP erven as 160 m<sup>2</sup>, GAP/FLISP erven as 250m<sup>2</sup>, and non-subsidized erven as 450 m<sup>2</sup>. In urban areas, land need and demand over short-term (5 years) and long-term (15-20 years) periods were considered in the spatial proposals. Housing needs reflect population projections every 5 years, while demand corresponds to the municipal waiting list, prioritized by the pipeline.

(Below indicates the 5-year household projections per category (Subsidized) or (Other including GAP, FLISP, Affordable and non-subsidized) and net land requirements, including the total land required for amenities.)

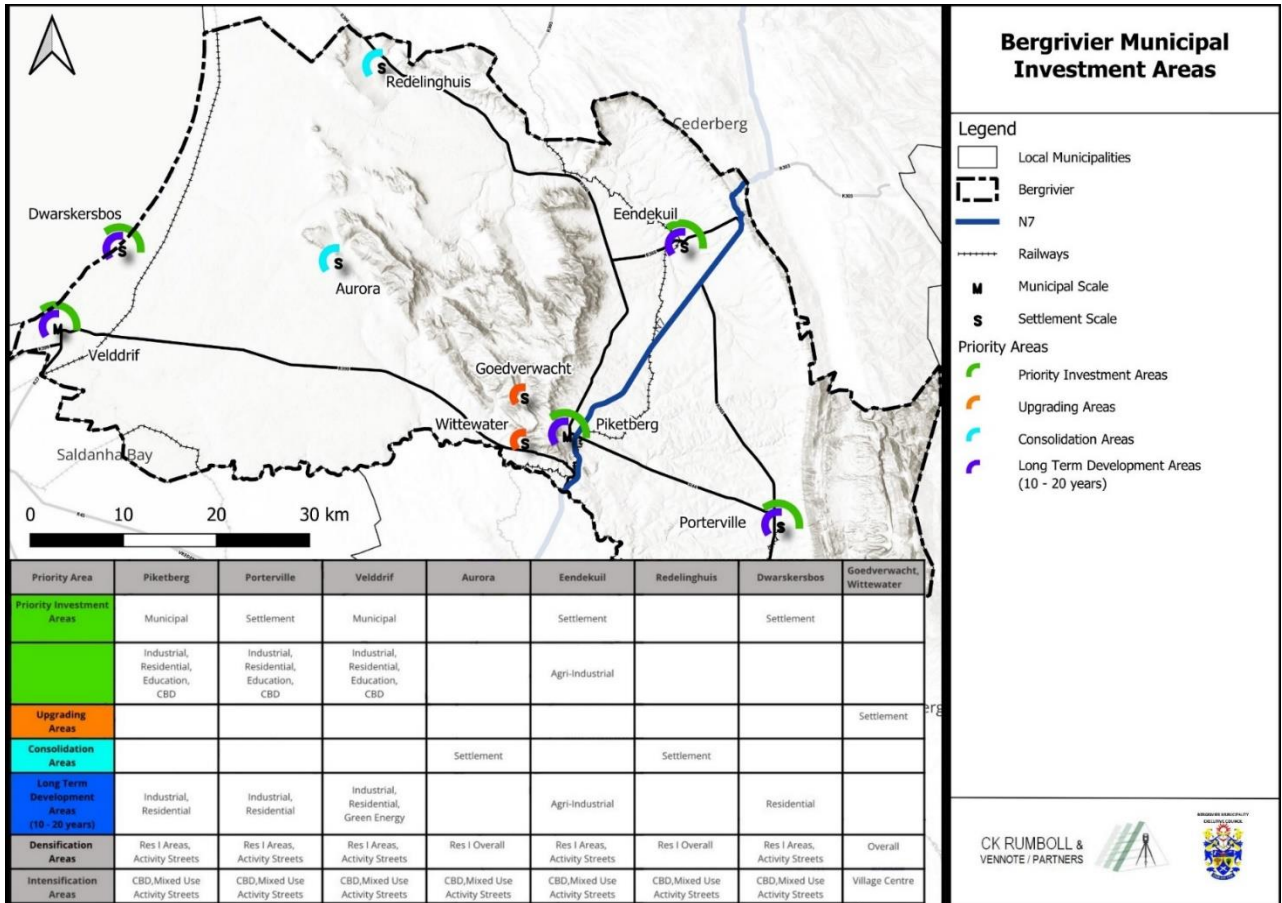
ADDITIONAL HOUSE-HOLDS & LAND (HA)			2027				2032				2037				2042				ADDITIONAL 20 YEAR TOTAL				AMENITIES UNTIL 2037	
SETTLEMENT	WAITING LIST	LAND REQUIRED (HA)	households		land (ha)		households		land (ha)		households		land (ha)		households		land (ha)		households		land (ha)		total add. land per settlement incl wlist	total land per settlement (ha)
			Sub	Other	Sub	Other	Sub	Other	Sub	Other	Sub	Other	Sub	Other	Sub	Other	Sub	Other						
Aurora	88	1,5	9	14	0,14	0,62	9	14	0,15	0,63	12	18	0,19	0,80	12	18	0,19	0,80	41	63	0,66	2,86	5,02	4,4
Dwars-kersbos	0	0	8	11	0,12	0,50	8	11	0,13	0,51	10	14	0,16	0,65	10	14	0,16	0,65	35	51	0,57	2,30	2,87	0,56
Eende-kuil	273	4,9	17	26	0,27	1,16	17	26	0,28	1,18	22	33	0,35	1,51	22	34	0,35	1,51	79	119	1,26	5,35	11,51	5,26
Goedverwacht	26	0,5	28	27	0,45	1,21	29	27	0,46	1,23	37	35	0,59	1,57	37	35	0,59	1,57	131	124	2,10	5,59	8,19	
Piket-berg	2318	42,2	130	208	2,08	9,35	132	211	2,12	9,51	169	270	2,71	12,15	169	270	2,71	12,16	601	959	9,61	43,17	94,98	6,39

BERGRIVIER AMENDED INTEGRATED DEVELOPMENT PLAN 2022 – 2027 (REVIEW 2024/25)

ADDITIONAL HOUSE-HOLDS & LAND (HA)		2027				2032				2037				2042				ADDITIONAL 20 YEAR TOTAL					AMENITIES UNTIL 2037	
De Hoek			2	8	0,03	0,34	2	8	0,03	0,34	2	10	0,04	0,44	2	10	0,04	0,44	8	35	0,13	1,56	1,69	
Porter-ville	1324	24,2	82	116	1,30	5,21	83	118	1,33	5,29	106	150	1,70	6,77	106	150	1,70	6,77	376	534	6,02	24,04	54,26	8,07
Beaver-lac			2	0	0,02	0,00	2	0	0,03	0,00	2	0	0,03	0,01	2	0	0,03	0,01	7	0	0,11	0,02	0,13	
De Lust			0	19	0,01	0,84	0	19	0,01	0,86	0	24	0,01	1,10	0	24	0,01	1,10	2	87	0,03	3,90	3,92	
Redeling huis	254	4,7	9	7	0,15	0,31	9	7	0,15	0,32	12	9	0,19	0,40	12	9	0,19	0,40	42	32	0,67	1,44	6,81	1,81
Velddrif	1084	19,2	159	148	2,54	6,67	162	151	2,59	6,78	207	193	3,31	8,67	207	193	3,31	8,67	734	685	11,7	30,8	61,7	5,38
Witte-water	12	0,2	10	13	0,17	0,60	11	14	0,17	0,61	14	17	0,22	0,78	14	17	0,22	0,78	48	61	0,77	2,76	3,73	
Rural	0	0	385	300	6,16	13,5	392	305	6,27	13,7	501	390	8,01	17,5	501	390	8,01	17,5	1778	1386	28,4	62,3	90,8	
<b>Total</b>	<b>5 379</b>	<b>97,3</b>	<b>841</b>	<b>896</b>	<b>13,32</b>	<b>39,70</b>	<b>855</b>	<b>911</b>	<b>13,69</b>	<b>40,37</b>	<b>1082</b>	<b>1147</b>	<b>17,49</b>	<b>51,61</b>	<b>1082</b>	<b>1147</b>	<b>17,50</b>	<b>51,62</b>	<b>3860</b>	<b>4101</b>	<b>62,00</b>	<b>183,3</b>	<b>345,7</b>	<b>31,92</b>

**Where?**

The Capital Expenditure Framework assisted with the identification of Priority Investment Areas within Bergrivier Municipality as illustrated by the map.



**What?**

**Settlement Development Proposals**

The following directives guide settlement Form, and Function (Livability and Mobility):

- **Roads and Streets:**
  - Promote activity streets and corridors where intensification of use and densification of residential opportunities are desired;
  - Support and concentrate higher order development and mixed-uses along activity corridors;
  - Provide supporting infrastructure (street furniture and ITC hubs) to improve mobility of community and tourists;
  - Create a clear and connected movement system integrating existing amenities and new residential developments;
  - Soften main roads in settlements and calm traffic.

- **Gateways:**
  - Sensitively and naturally landscape gateways to announce settlement entrances. Encourage tree lanes and landscaping along activity streets.
- **Activity Streets & Corridors:**
  - Concentrate higher order social amenities and mixed-use development along activity streets;
  - Promote intensification (mixed-use and densification);
  - Support safe pedestrian routes along activity streets to improve connectivity in town.
- **Rail:**
  - Promote the use of rail as alternative transport for freight. (agriculture and mining);
  - Support the renewal and upgrading of existing railway stations and siding buildings including grain silos and water storage facilities.
- **Pedestrians & Non-Motorised Transport (NMT):**
  - Provide safe NMT routes throughout settlement;
  - Provide cycle routes along activity corridors.
- **Sence of Place:**
  - Promote underground instead of above ground service including communication networks;
  - Mandate two tree plantings per land unit. Protect trees older than 20 years;
  - Prepare for climate change. Allow topography to inform development;
  - Protect or create precinct character.
- **Alternative resources: Energy and Water:**
  - Promote green energy at Velddrif and Dwarskersbos and solar at all remaining settlements;
  - Promote desalination of water.

The following proposals guide specific development per settlement:

DEVELOPMENT TYPE	PORTERVILLE	PIKETBERG	VELDDRIF	DWARSKERSBOS	EENDEKUIL	AURORA	REDELINGHUIS	GOEDVERWACHT & WITTEWATER
<b>Commercial and Business Development</b>	Protect and intensify CBD along Park to Basson Street.	Implement Piketberg Gateway and Integration Zone Precinct Plan.	Support secondary businesses in residential areas.	Contain central business node.	Promote agri-processing.	Protect and intensify CBD.	Promote urban agriculture and local markets.	
	Create Market Plaza for recreation activities.	Realign streets: Close Sarel Cilliers Street at Rhino Park intersection. Extend Watsonia Street to Long Street. Upgrade Long Street.			Create local produce market for farmers and urban gardens.	Establish local agricultural market.	Protect and intensify aesthetics of CBD.	
	Promote as agri-industrial hub.	Promote as regional administrative hub,- service centre and agri-industrial hub.	Promote as tourism destination and supportive to IDZ .	Promote as tourism hub.	Promote agri-industrial hub.	Promote tourism destination.	Promote tourism destination.	Promote tourism destination.
<b>Residential Developments</b>	Encourage diverse housing options for various markets.	Encourage diverse housing options for various markets.	Encourage diverse housing options for various markets.	Encourage diverse housing options for various markets.	Promote residential infill development.	Encourage limited infill development to keep settlement character.	Encourage limited infill development to keep settlement character.	Support individual ownership (erven) and leases (agriculture).
		Promote and provide for housing for retirees.	Protect settlement as coastal holiday destination for residents, retirees, and short-term visitors.	Protect village as coastal holiday destination for residents, retirees, and short-term visitors.		Allow future residential expansion southwards.	Promote single residential development as dominant land at 3 earmarked sites.	Protect surrounding landscape and resources (water) by delineate development line along mountains.



DEVELOPMENT TYPE	PORTERVILLE	PIKETBERG	VELDDRIF	DWARSKERSBOS	EENDEKUIL	AURORA	REDELINGHUIS	GOEDVERWACHT & WITTEWATER
Education and Amenities	Upgrade or provide new high school.	Develop a skills centre.	Develop educational and social facilities on vacant school site.	Promote community facilities.	Encourage crèches and education facilities in residential areas.	Encourage skills development in agri-tourism industry.		
		Renovate Pietie Fredericks Youth Centre.	Establishment of a Community College.	Allocate a school site.	Establish multi-purpose community facility.	Upgrade to a high school.		
Tourism, Sports and recreation	Establish settlement as a sports destination and academy (incl. hang gliders).	Develop a sports academy.	Protect the main beach as public amenity.	Provide seasonal facilities, with off-season alternatives.	Support equestrian activities.	Install and maintain playpark equipment.		G: Protect and promote the Snoek and Patat Fees.
	Establish settlement as West Coast Arts Capital.		Protect fishing industry uses in Bokkom Lane and promote tourism.		Cautiously utilize water- course corridor for recreation.			G: Sensitively develop eco-tourism facilities along river plain.
	Establish arts train service between Riebeek Valley and Porterville.		Develop a community swimming pool.					G: Develop Arts and Crafts centre. WW: Promote Tourism and the Cape Camino.

### **Rural and Regional Proposals:**

Within Bergrivier Municipality three distinct rural bioregions have been identified based on environmental and economic significance. These bioregions are:

- Coastal Sandveld region;
- Berg River Estuary Sandveld region;
- Intensive agricultural area:
  - Verlorenvlei to Piket Boberg;
  - Piket Boberg to Berg River;
  - Vier-en-twintig Riviere to and including Winterhoek Mountains and Wilderness Area.
  - Piketberg Porterville Grain Growing region.

Rural development proposals guiding development are:

### **Hydrology:**

- Promote open space networks and restore, rehabilitate, maintain and enhance various river corridors including:

In rural areas:

- Berg;
- Papkuils (feeding into Rocherpan);
- Vier-en-Twintig (southern boundary shared with Drakenstein);
- Oliphants (tributaries: Dwars and Ratel rivers);
- Verlorenvlei, Krom Antonies; Hol and Kruismans.

In settlements:

- Platkloof river at Goedverwacht;
- Tributary through Wittewater;
- Tributaries through Piketberg feeding into the Pyls river;
- Tributaries through Eendekuil feeding into the Kruismans river;
- Tributaries through Porterville feeding into the Jakkalskloof river;
- Berg River along Velddrif;
- Verlorenvlei River along Redelinghuis.

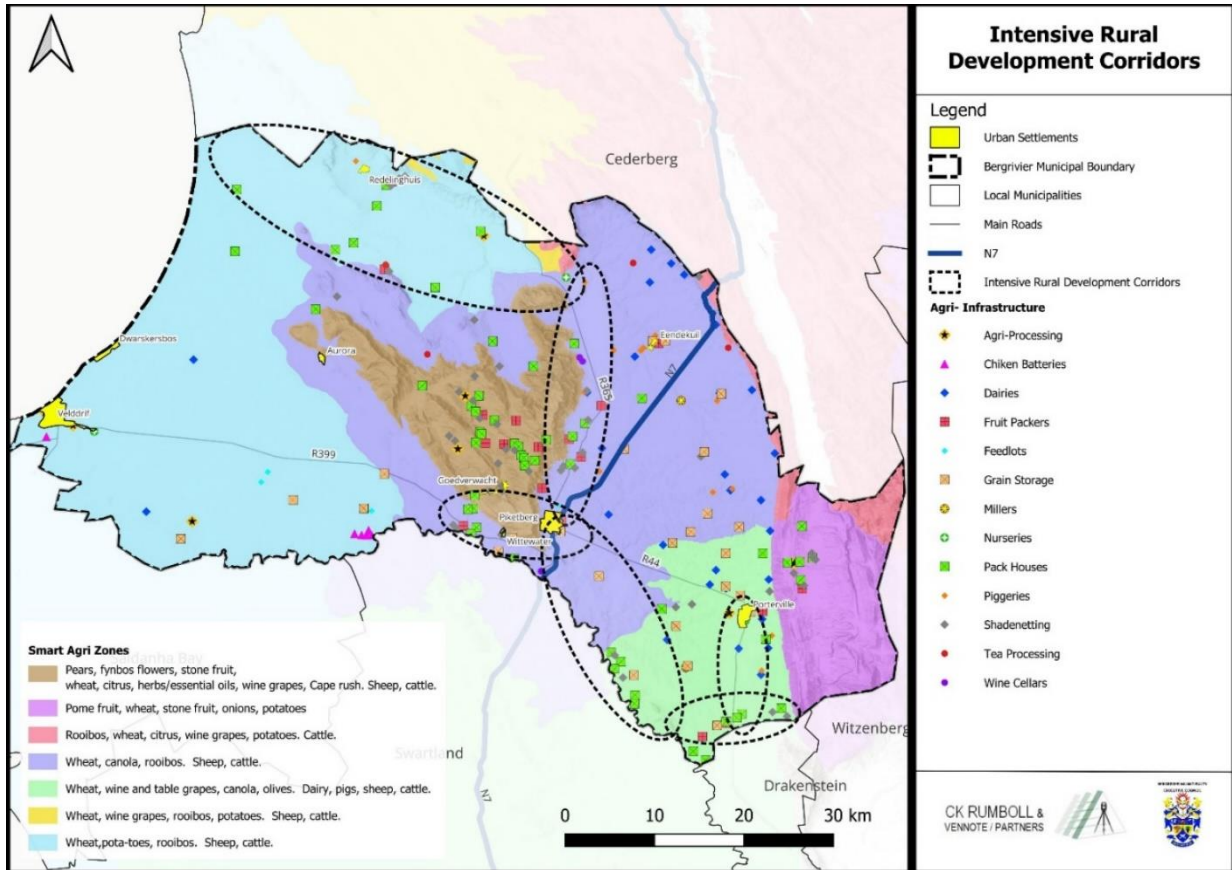
**Agriculture:**

- Support development of an Intensive Rural Development Corridor along prominent transport links and at intersections:
  - (Production and agri-industry) along the R44 between Voorberg Prison (Blikhuis, Porterville), Saron (Gouda) and the Berg and Vier-en-Twintig Rivers Confluence;
  - Along the R366 between Piketberg and Eendekuil along the foot of Piketberg Mountains;
  - Along the Upper Verlorenvlei (along the R365);
  - Including agricultural industries and big box agricultural buildings (to scale within agricultural context);
  - Including tourist facilities and farm stalls;
  - Including the heritage areas in the rural areas.
- Delineate intensive and extensive agricultural land to protect sensitive natural and agricultural environments as agriculture is the biggest GDP and employment contributor and an important economic, environmental and cultural resource.
- Promote the production of niche products on farms (value adding) and investigate the production of new agricultural related and complimentary products.

**Landfill Sites and Cemeteries:**

- Investigate and provide for drop off locations for waste:
  - In rural areas along major routes and at large farming operations;
  - In Redelinghuis, Dwarskersbos and Eendekuil.

***Map: Proposal: Intensive Rural Development Corridors***



**Fisheries:**

- Upgrade harbour precinct at Laiplek and Carinus bridge precinct at Velddrif and enhance maintenance of existing permanent and less permanent fishing infrastructure to support local fishing (food security) and to keep sense of place (tourism).

**Agri-Tourism:**

- Promote agri-tourism on farms;
- Support Bergrivier cultivation routes (wheat, fruit and potatoes) and the development of related infrastructure, facilities and accommodation;
- Support the renewal and upgrading of existing railway stations and siding buildings including grain silos and water storage facilities, specifically in Piketberg, Porterville and Eendekuil.

**Mining:**

- Caution mining activities which are not viable (all types but sand mining specifically) and/or are conflicting with and counterproductive to the character and value of the landscape in wards 1 and 5 and partially wards 2 and 3 excluding a buffer of ±5km from the Berg River.

**Conservation:**

- Promote the establishment of cross border initiatives (important conservation corridors) such as the Cederberg Conservancy, Greater Cederberg Biodiversity Corridor, West Coast Conservation Corridor and West Coast Biosphere to establish links between the natural environment to the larger network of reserves and conservation areas in and beyond Bergrivier Municipal area;
- Formalise development lines around mountains; marshes and floodplains and coast.

**Public Utilities, Netting, Tunnels, Agricultural industry:**

- Promote communication corridors and zones to improve communication networks and access to information & technology in rural areas;
- Develop guidelines for agricultural shade netting, big box agricultural buildings, alternative energy and mines to address landscape Impacts.

**Social amenities:**

- Promote access for agri-workers and rural dwellers to education and development programmes.

**Alternative energy generation:**

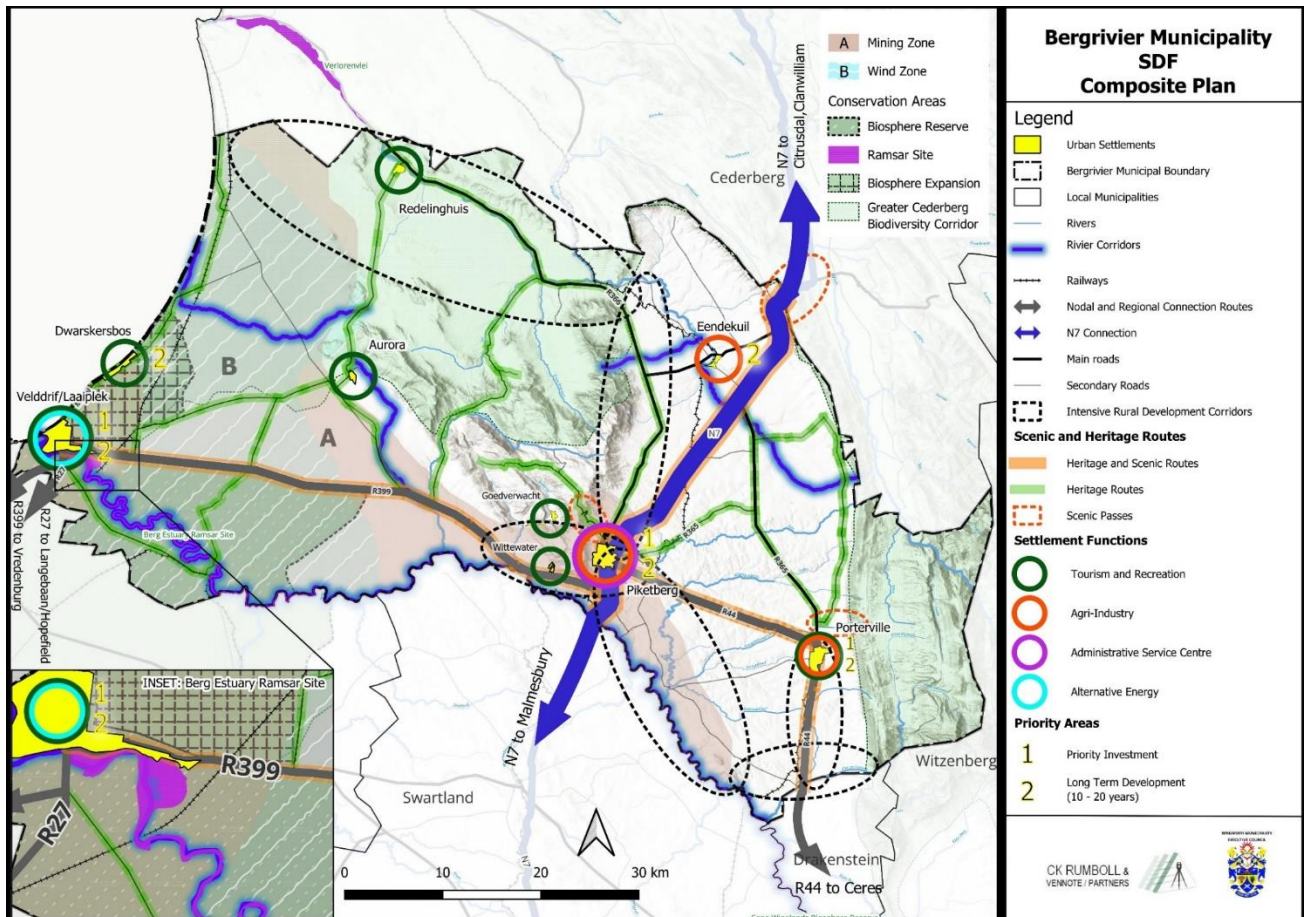
- Promote the establishment of alternative energy generation facilities (wind, solar, and hydrogen) only in viable zones whilst considering sensitivity around visual impact in protected and conservation areas:
  - Solar Energy in wards 1 and 6, which have the highest solar radiation and suitable topography;
  - Wind Energy on wards 6 and 7 with an exclusion zone around the settlements of Velddrif and Dwarskersbos;
  - Hydrogen: along the coast.

**Connectors:**

- Promote establishing of Tourism and Freight nodes along N7, R44, R365, R366 and R399 and at intersection.

**Conclusion:**

The map to follow illustrate all rural and urban SDF proposals:



## 7.4.2 DISASTER MANAGEMENT PLAN

### \* INTRODUCTION

The Municipal Council adopted a Disaster Management Plan (DMP) for the Municipality in 2008. In terms of Section 53(c) of the Disaster Management Act No 57 of 2002 the plan must be reviewed and updated regularly. The Bergrivier Municipal Disaster Plan was approved on 17 July 2015 by the Mayoral Committee. The current Disaster Management Plan has been reviewed in May 2016 and is available on request. The DM Plan was again revised during the 2019/20 financial year.

The Disaster Management Act is a legal instrument that provides coherent and transparent information that aims to reduce, minimise and prevent disasters through risk assessment and mitigation strategies. The DMP gives priority to development measures that reduce the vulnerability of disaster-prone areas, communities, agriculture and infrastructure. It also promotes disaster management training and community awareness to reduce the vulnerability of communities at risk. We are in the process in collaboration with province to revise our risk assessment and draw up a new Disaster Management Plan.

The Disaster Management Act is a legal instrument that provides coherent and transparent information that aims to reduce, minimise and prevent disasters through risk assessment and mitigation strategies. The DMP gives priority to development measures that reduce the vulnerability of disaster-prone areas, communities,

agriculture and infrastructure. It also promotes disaster management training and community awareness to reduce the vulnerability of communities at risk.

**\* LEGAL FRAMEWORK**

Section 53(1)(a) of the Disaster Management Act requires the Municipality to prepare a risk assessment for its area according to the circumstances prevailing in the area and within the Municipal Disaster Management Framework of the West Coast District Municipality. The Bergrivier DMP must also co-ordinate and align with DMP's of other organs of state. The Municipality must also consult the Community on the preparation or amendment of its DMP.

Section 53(2)(a) of the Disaster Management Act specifies that the DMP must form an integral part of the municipality's IDP and Section 26 (g) of the Municipal Systems Act No 32 of 2000 lists "applicable disaster management plans" as core components of an IDP. It would not be practical to include the complete Disaster Management Plan with all its annexure within the IDP, hence the summary.

**\* AIM**

The aim of the DMP is to outline a plan of action for the efficient deployment and co-ordination of municipal services, role players and personnel to provide the earliest possible response to a disaster to:

1. Protect and preserve life and property;
2. Minimize the effects of the emergency or disaster on the Bergrivier Municipality;
3. Restore essential services.

**\* PURPOSE**

The DMP is designed to establish the framework for implementation of the provisions of the Disaster Management Act as well as the related provisions of the Municipal Systems Act, 2000. The purpose of the plan is to outline policy and procedures for both proactive disaster prevention and reactive disaster response and mitigation. This plan confirms arrangements for managing disaster risks and for preparing for and responding to disasters within the Bergrivier Municipality as required by the Disaster Management Act.

**\* LINKAGE WITH THE INTEGRATED DEVELOPMENT PLAN OF BERGRIVIER LOCAL MUNICIPALITY**

Both the Municipal Systems Act and the Disaster Management Act require the inclusion of the DMP into the IDP of the Bergrivier Municipality. A separate disaster management plan included in the IDP does not necessarily give evidence of the integration of disaster management into the IDP. All departments and role players submitting input to the content of the IDP must continuously consider the inclusion and integration of disaster risk management into strategies, operational planning and project implementation. Disaster and risk management must also be taken cognisance of in the planning and execution stages of all IDP projects. This will ensure the integration of disaster management into the IDP and will ensure that all plans and projects are focused on contributing to disaster risk reduction and disaster preparedness – thus reducing the impact of disasters on lives, property, community activities, the economy and the environment.

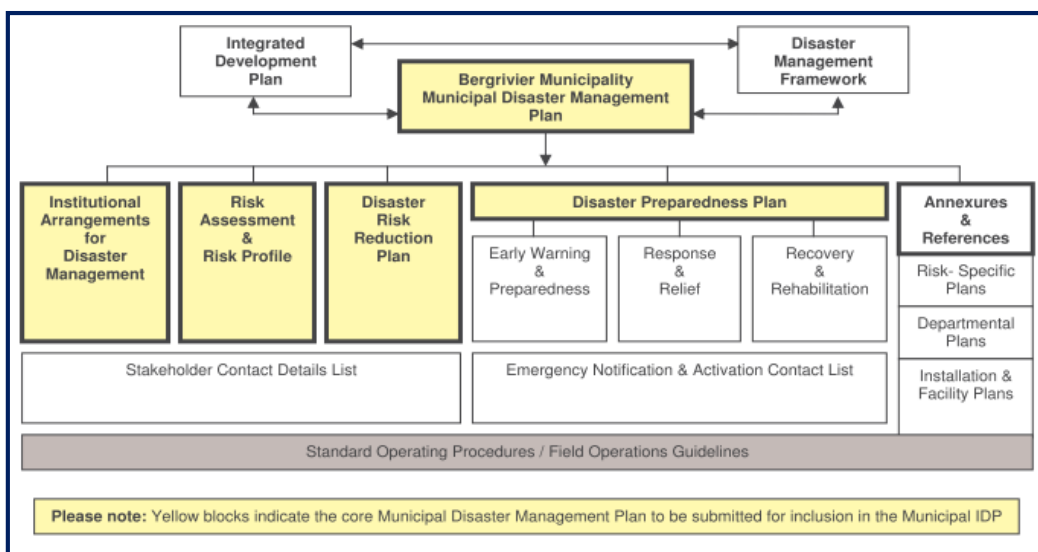
**\* LINKAGE WITH THE DISASTER MANAGEMENT FRAMEWORK OF THE WEST COAST DISTRICT MUNICIPALITY**

The Bergrivier Local Municipality must prepare and execute its disaster management plan within the Disaster Management Framework of the West Coast District Municipality. One of the key performance indicators of the Disaster Management Framework of the West Coast District Municipality is the drafting of detailed Disaster Management Plans by the local municipalities in the District.

**\* STRUCTURE OF THE PLAN**

The Municipal Disaster Management Plan of the Bergrivier Local Municipality comprises the components indicated in the figure below.

**FIGURE 58: COMPONENTS OF THE DISASTER MANAGEMENT PLAN**



**RISK ASSESSMENT**

The following disaster risks were identified during a risk assessment process conducted throughout the West Coast District, including Bergrivier Municipality:

**TABLE 61: RISKS REQUIRING RISK REDUCTION AND PREPAREDNESS PLANS**

RISKS REQUIRING RISK REDUCTION PLANS	RISKS REQUIRING RISK PREPAREDNESS (CONTINGENCY) PLANS
<ul style="list-style-type: none"> <li>○ Fire</li> <li>○ Drought</li> <li>○ Road accidents</li> <li>○ Wind</li> <li>○ HIV/Aids</li> <li>○ TB</li> <li>○ Covid 19</li> </ul>	<ul style="list-style-type: none"> <li>○ Fire</li> <li>○ Drought</li> <li>○ Floods</li> <li>○ Storms</li> <li>○ Wind</li> <li>○ Diseases</li> <li>○ Food</li> <li>○ Poisoning</li> <li>○ Red tide</li> <li>○ Aircraft crash</li> <li>○ Storm surges</li> <li>○ Hazardous installations</li> </ul>



	<ul style="list-style-type: none"> <li>○ Road accidents</li> <li>○ Hazmat incidents – Road, sea and rail</li> <li>○ Air pollution</li> <li>○ Water pollution</li> <li>○ Land degradation</li> <li>○ Deforestation</li> <li>○ Desertification</li> <li>○ Tornado</li> </ul>
--	--

A combined Risk Preparedness (Contingency) plan that addresses all the above was approved as part of the DMP.

Hazards that pose significant threats of disaster to local communities, the region and the country were identified. These are the types of disasters that could potentially occur within the Municipal Area. The list below describes these hazards and proposes mitigating measures.

**TABLE 62: HAZARDS AND MITIGATION MEASURES**

HAZARD	DESCRIPTION
<b>Fire</b>	The risk of fires, particularly in the dry season is prevalent throughout the Municipal area. The establishment and staffing of a fire station in Piketberg and the implementation of public awareness initiatives are essential. The establishment of a fire station has been initiated in conjunction with the West Coast District Municipality and a mutual aid agreement concluded for the Fire Fighting function. Bergrivier Municipality is presently in the process of appointing of a Chief Fire Officer. Mr Noel Williams has been appointed as the new Fire Chief as from the 1 <sup>st</sup> December 2023.
<b>Drought and water supplies</b>	Drought risk is significant throughout the region, particularly in the Sandveld and Coastal areas. The water level in the ground water aquifers has dropped substantially in recent years and in some instances, boreholes are no longer productive. Water quality has also declined. In the long term, alternative, sustainable water supplies to the Sandveld and coastal areas are needed. This can be achieved either by desalination plants on the coast or by increasing the capacity of Clanwilliam dam and installing a pipeline to the relevant areas. To limit the current shortages, immediate implementation of a monitoring and control system for the existing boreholes is needed.
<b>Severe weather (storms, wind, rain)</b>	During periods of heavy rainfall in the catchment areas, several low-lying areas become inundated. Establishment of the 1:50 and 1:100-year flood-lines along rivers is imperative.
<b>Hazardous materials incidents (esp. road accidents)</b>	The state of the N7 and the currently unmonitored transportation of hazardous materials create a risk of accidents and exposure to contamination. Implementation of co-operative monitoring of heavy vehicle movements and load identification between the neighbouring traffic authorities is needed to reduce the risk of accidents and spillage. The upgrading of the N7 has just been completed and the road is now at a level that is conducive to the traffic it carries.
Red Tides	The annual phenomenon of rapid increase in the concentration of phytoplankton in the water along the coast results, at times, in the crayfish leaving the water in vast numbers and impacts on the fishing industry.
Power Outages	The problems experienced by Eskom and the projected inability to meet future demands indicate that power outages are likely to occur on an on-going basis. It is therefore imperative that emergency power facilities are put in place to maintain essential services. These include water and sewage treatment facilities.

HAZARD	DESCRIPTION
Chronic Disaster	Chronic conditions relating to, inter alia, primary health, disease, unemployment, poverty, HIV/Aids, TB and substance abuse are of major social consequence. The situation in the country as a whole and in the Western Cape is well documented. Community and local government-driven initiatives are needed to improve and maintain public awareness and to alter mind-sets with respect to responsible medication. Job creation and self-help initiatives will need to be financed and managed.

**\* RISK REDUCTION PLANS AND CAPACITY**

Risk reduction plans that make provision for prevention and mitigation strategies have been compiled through a participative process but have not been vetted or submitted to feasibility studies. The risk reduction plans outlined in the DMP and its annexures which are implementable must be considered for inclusion within the IDP projects of the Municipality, and if included must be budgeted for in terms of the operating and capital budgets of the Municipality. Each project should be evaluated to determine which Municipal Department should lead its implementation. Where the proposed project falls outside the mandate of the Municipality, the Municipality should establish a lobbying and monitoring mechanism to motivate the need for the project through the correct governmental or societal sector and track progress on the project. It is anticipated that many projects will need to be executed on a partnership level, and in such cases the Municipal Department responsible for service delivery partnerships should take the lead with support from Bergrivier Disaster Management.

The organizational structure for risk reduction within the Municipality includes Bergrivier Disaster Management, the Disaster Management Advisory Forum, the Interdepartmental Disaster Management Committee, Departmental Nodal Points, Departmental Planning Groups, Risk Reduction Project Teams and Preparedness Planning Groups. The Municipality must be committed to disaster risk reduction in its entirety. On-going capacity building programmes will be required to ensure the availability of adequate capacity for risk reduction.

**\* EARLY WARNING SYSTEMS**

Early warning of disasters is co-ordinated through the West Coast District Municipality Disaster Management Centre. The South African Weather Services (SAWS) regularly forward early warning signs to the Municipality.

**\* INSTITUTIONAL ARRANGEMENTS**

○ **Shared responsibility for Disaster Management**

The responsibility for reducing disaster risks, preparing for disasters, and responding to disasters is shared among all departments and employees of the Bergrivier Municipality, all departments and employees of the West Coast District Municipality with service delivery responsibilities within the Bergrivier Municipality, all Provincial and National Departments and Agencies operating within the Municipality, all sectors of society within the Municipality and, most importantly, all the residents of the Municipality.

○ **Nodal points for Disaster Management**

Disaster risk management is everybody's responsibility, and each Municipal Department must assign a person or section to be the nodal point for Disaster Management activities in that Department. The same applies to National and Provincial Departments and Agencies operating within the Municipality.

- **Departments with primary responsibility for specific hazards and disaster risks**

Where a Department has primary responsibility for a specific hazard, the Department's role in disaster risk management for that specific hazard will be more than mere participation. It will be required to lead risk reduction as well as preparedness activities due to its expertise in the field.

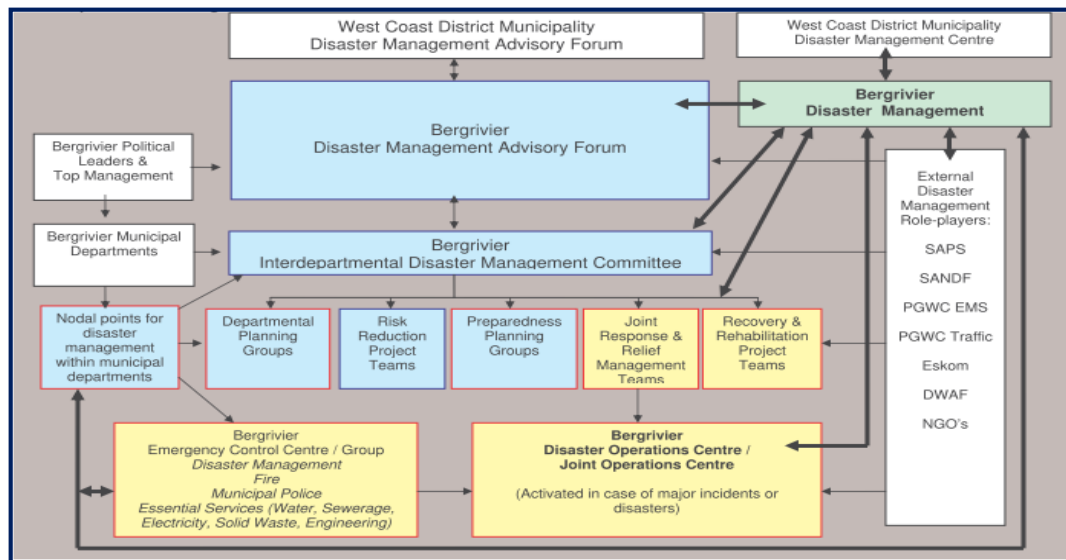
- **Assignment of responsibility to deal with specific disaster risks.**

Departments that are responsible for specific services in normal conditions will remain responsible for such services during disasters. The declaration of a state of disaster and the tighter co-ordination instituted during disasters does not absolve any agency of its assigned responsibilities. The DMP and legislation assigns responsibility for most disaster risks to specific departments or functions.

- **Corporate Disaster Risk Management Structure for Bergrivier Municipality**

The corporate disaster management structure for Bergrivier municipality must deal with both pro-active and reactive disaster management issues and encompasses more than the Department which is responsible for the function.

**FIGURE 60: CORPORATE DISASTER RISK MANAGEMENT STRUCTURE**



The corporate structure includes the following elements:

- \* **Bergrivier Disaster Management**

The Disaster Management Section of Bergrivier Municipality must aim to prevent or reduce the risk of disasters, mitigate the severity or consequences of disasters, prepare for emergencies, respond rapidly and effectively to disasters and implement post-disaster recovery and rehabilitation within the Municipality by monitoring, integrating, coordinating and directing the disaster risk management activities of all role players. The slogan "Disaster Management is everybody's business" will be the core principle in each of the

Departments of Bergrivier Municipality. The management structure will plan to maintain existing services and to adapt and deal with the changed circumstances during major incidents or disasters.

\* **Municipal Disaster Management Advisory Forum**

The Head Disaster Management attend quarterly the District Advisory Forum as stated in Section 51 of the Disaster Management Act.

\* **Interdepartmental Disaster Management Committee**

This is an internal co-ordination forum at management level where instructions from the Advisory Forum can be implemented and tracked. It also serves as a co-ordination forum for disaster management issues within the Municipality. This role can be performed by the top management team of the Municipality, thus reducing the complexity of the disaster management structure.

\* **Departmental Planning Groups**

Departmental Planning Groups should be established to deal with internal disaster management issues such as the compilation of departmental disaster management plans and contingency plans for facilities and services of the department. The Departmental disaster management nodal points of such Departments will be involved in these planning groups.

\* **Risk Reduction Project Teams**

A multi-disciplinary project team should be convened to address and reduce specific disaster risks. These project teams can also be convened to address specific risk-mitigation issues during the post-disaster recovery and rehabilitation phase or the pre-disaster risk reduction and preparedness phase. Such Teams will determine their own terms of reference and deliverables in consultation with the Disaster Management Committee (DMC), and will be responsible for planning, managing and completing multi-disciplinary projects. Project teams under line functions can be convened to take responsibility for activities that address the casual factors of a disaster/incident. Such teams will receive a brief from and report back to the Disaster Manager, and work in close co-operation with the DMC.

\* **Preparedness Planning Groups**

This is a multi-disciplinary planning group convened to ensure a high level of preparedness for a specific disaster risk, convened by the primary role-player for the risk and supported by Disaster Management.

\* **Joint Response & Relief Management Teams**

Mostly flowing from a preparedness planning group, a team that is mobilized to deal with the immediate response and relief required during or immediately after major incidents and disasters.

\* **Recovery & Rehabilitation Project Teams**

These are project teams managing recovery and rehabilitation after disasters. Departments who are responsible for the maintenance of specific infrastructure are also responsible for the repair or replacement

of such infrastructure after disasters. Disaster recovery and rehabilitation must focus on risk elimination or mitigation.

**\* Bergrivier Emergency Control Centre/Group**

This is the centre or group providing 24-hour emergency standby that is responsible for day-to-day emergency responses by Municipal Departments and the establishment of strategic communication links.

**\* Bergrivier Joint Operations Centre (JOC)**

This is a facility equipped to serve as command and coordination centre during disasters, where the Joint Response & Relief Management Team will convene. Alternative facilities should be identified as back-up to the primary JOC. The JOC/ECC team will be responsible to assess, evaluate and co-ordinate all actions in all phases of the incident. Each line function will be responsible for the implementation of its own departmental disaster plan, but the JOC/ECC team will ensure co-ordination and support between Municipal Departments and external bodies. The Joint Operational Centre/Emergency Control Centre will consist of the following:

**TABLE 63: COMPOSITION OF JOINT OPERATIONAL CENTRE / EMERGENCY CONTROL CENTRE**

INTERNAL	EXTERNAL BODIES
<ul style="list-style-type: none"> <li>○ Municipal Manager</li> <li>○ Director: Technical Services</li> <li>○ Director: Corporate Services</li> <li>○ Director: Financial Services</li> <li>○ Director Community Services</li> <li>○ Manager: Planning and Development</li> <li>○ Chief Fire Officer (Head: Disaster Management)</li> <li>○ Chief Traffic</li> </ul>	<ul style="list-style-type: none"> <li>○ West Coast Disaster Management Centre</li> <li>○ Emergency Medical Services</li> <li>○ SAPS</li> <li>○ Governmental departments</li> <li>○ Representatives from other bodies as required</li> </ul>

### 7.4.3 STRATEGIC RISK MANAGEMENT PLAN

Section 62(1)(c)(i) of the MFMA states that: “ The accounting officer of the municipality is responsible for managing the financial administration of the municipality and must for this purpose take all reasonable steps to ensure that the municipality has and maintains effective, efficient and transparent systems of financial and risk management and internal control.”

Bergrivier Municipality is committed to the optimal management of risk in order to protect our core public service values, achieve our vision, objectives and deliver on our core business functions. In the course of conducting our daily business operations, we are exposed to a variety of risks . These risks include operational and other material risks which require comprehensive controls and on-going oversight to be properly managed. To ensure business success the Municipality have adopted an enterprise-wide integrated approach to the management of risks. By embedding the risk management process into key business processes such as planning, operations and new projects, the municipality will be better equipped to identify events affecting our objectives. When properly executed, risk management provides reasonable assurance that the municipality will be successful in achieving its goals and objectives. A Risk Register has been compiled and is

reviewed on an annual basis. Risks are managed through an internet-based risk management system. Reports on risk management are submitted to the Risk Committee on a quarterly basis.

**TABLE 64: STRATEGIC RISK**

RISK ITEM	RISK DESCRIPTION	ROOT CAUSE/ INTERNAL	ROOT CAUSE/ EXTERNAL	CONSEQUENCE	INHERENT RISK VALUE	INHERENT RISK	CURRENT CONTROLS	RESIDUAL RISK VALUE
SR1	Energy Security	None - as the external root cause impacts the internal business as well as communities	Increased likelihood of ESKOM loadshedding	<ol style="list-style-type: none"> <li>1. Impacts on internal and external communication;</li> <li>2. Downtime on cell phone towers;</li> <li>3. Increase in diesel and petrol prices;</li> <li>4. Service delivery quality;</li> <li>5. Negative effect on communities;</li> <li>6. Lower revenue</li> <li>7. Distribution losses due to aging infrastructure;</li> <li>8. The risk to the rest of the public due to live lines unprotected;</li> <li>9. Increased cost of production;</li> <li>10. Reduction in productivity;</li> <li>11. Negative impact on businesses and industrial companies;</li> <li>12. Insufficient functioning of water in Reservoirs sewerage works due to pumps not being functional;</li> <li>13. Theft, vandalism</li> </ol>	72	High	<ol style="list-style-type: none"> <li>1. Contingency black out plan</li> <li>2. Loadshedding schedules communicating internally and externally</li> <li>3. Generators</li> <li>4. UPS/ Server backups</li> <li>5. Fuel stock</li> </ol>	64,8
SR2	Insufficient preparation for business continuity and disaster recovery which could lead to business interruption, service delivery failures, and	<ol style="list-style-type: none"> <li>1. No Disaster Recovery Plan;</li> <li>2. No Occupational Health and safety Measures;</li> <li>3. Backup system insufficient;</li> <li>4. IT dependence;</li> <li>5. Maintenance of infrastructure</li> </ol>	<ol style="list-style-type: none"> <li>1. Weather conditions;</li> <li>2. Political and economic factors;</li> <li>3. Social factors;</li> <li>4. Loadshedding</li> </ol>	<ol style="list-style-type: none"> <li>1. Financial losses;</li> <li>2. Cyber-attacks;</li> <li>3. Reputation damaged;</li> <li>4. Total black outs</li> </ol>	64	High	<ol style="list-style-type: none"> <li>1. ICT Disaster recovery plan</li> <li>2. Contingency black out plan;</li> <li>3. Health and safety measurements</li> </ol>	57,6

RISK ITEM	RISK DESCRIPTION	ROOT CAUSE/ INTERNAL	ROOT CAUSE/ EXTERNAL	CONSEQUENCE	INHERENT RISK VALUE	INHERENT RISK	CURRENT CONTROLS	RESIDUAL RISK VALUE
	potential loss of business data							
SR3	Management Continuity and inadequate Human Resources	<ol style="list-style-type: none"> <li>Insufficient succession and training planning;</li> <li>Insufficient capacity building;</li> <li>Poor knowledge sharing;</li> <li>Inefficient method of work (low productivity);</li> <li>Uneconomical utilisation of resources;</li> <li>Silo approach of departments;</li> <li>Primary functions are neglected compared to secondary functions;</li> <li>Loss of institutional knowledge;</li> <li>Political interference due to lack of knowledge of roles and responsibilities;</li> <li>Vacant/unfunded positions.</li> </ol>	<ol style="list-style-type: none"> <li>Better opportunities/ better salaries elsewhere ("brain drain");</li> <li>Scarce and unaffordable skills;</li> <li>Upper limits set by national government;</li> <li>No prescription of minimum educational requirements for councillors</li> </ol>	<ol style="list-style-type: none"> <li>Negative effect on service delivery;</li> <li>Negative effect on the reputation of the municipality;</li> <li>Negative effect on the sustainability of the municipality;</li> <li>Negative effect on the audit outcome;</li> <li>Negative budget Implications</li> <li>Wellness implications</li> </ol>	64	High	<ol style="list-style-type: none"> <li>Electronic document management system;</li> <li>Annual policy reviews;</li> <li>Implementation of the annually approved Work-place Skills Plan;</li> <li>Well-functioning performance management system;</li> <li>Compliance monitoring system through the use of the Eunomia system;</li> <li>Demonstration of a strong ethical culture</li> </ol>	48
SR4	Lack/ continuity of economic growth due to inadequate	<ol style="list-style-type: none"> <li>Inadequate financial resources;</li> <li>Non prioritisation of projects;</li> </ol>	<ol style="list-style-type: none"> <li>Drought;</li> <li>Co-funding of the grants;</li> </ol>	<ol style="list-style-type: none"> <li>Negative effect on service delivery;</li> <li>Negative effect on the sustainability of the municipality;</li> <li>Community resistance and protests</li> </ol>	64	High	<ol style="list-style-type: none"> <li>Implementation and monitoring of: - Water augmentation plan;</li> </ol>	48



RISK ITEM	RISK DESCRIPTION	ROOT CAUSE/ INTERNAL	ROOT CAUSE/ EXTERNAL	CONSEQUENCE	INHERENT RISK VALUE	INHERENT RISK	CURRENT CONTROLS	RESIDUAL RISK VALUE
	/insufficient capacity	<ul style="list-style-type: none"> <li>3. Pressure of expansion;</li> <li>4. Unmanaged in-migration;</li> <li>5. Lack of specialised skills and capacity</li> </ul>	<ul style="list-style-type: none"> <li>3. Inadequate MIG funding</li> </ul>				<ul style="list-style-type: none"> <li>- Water and Sewerage Master Plan;</li> <li>-Water Services Development Plan;</li> <li>-Storm Water Master Plan;</li> <li>-Electricity Master Plan;</li> <li>2. Pavement Management System;</li> <li>3. Energy control measures (e.g. solar panels, LED lights etc.);</li> <li>4. Housing pipeline;</li> <li>5. Monthly monitoring of capital spending;</li> <li>6. Procurement plan</li> </ul>	
<b>SR5</b>	Inadequately maintained and ageing infrastructure	<ul style="list-style-type: none"> <li>1. Inadequate financial resources;</li> <li>2. Re-active maintenance;</li> <li>3. Lack of skilled personnel;</li> <li>4. Inadequate costing reporting system for maintenance</li> </ul>	<ul style="list-style-type: none"> <li>1. Vandalism and theft;</li> <li>2. Compliance requirements;</li> <li>3. Unrealistic legislative requirements (Local content)</li> </ul>	<ul style="list-style-type: none"> <li>1. Negative effect on service delivery;</li> <li>2. Community resistance and protests;</li> <li>3. Negative effect on the reputation of the municipality;</li> <li>4. Water and electricity losses</li> </ul>	64	High	<ul style="list-style-type: none"> <li>1. Implementation and monitoring of:                             <ul style="list-style-type: none"> <li>- Water and Sewerage Master Plan;</li> <li>- Electricity Master Plan;</li> <li>- Storm Water Master Plan;</li> </ul> </li> <li>2. Pavement Management System</li> </ul>	48
<b>SR6</b>	Long-term financial sustainability and viability	<ul style="list-style-type: none"> <li>1. Non-core operational functions;</li> <li>2. High cost of maintaining and</li> </ul>	<ul style="list-style-type: none"> <li>1. High increases in the cost of bulk services (ESKOM, Water);</li> <li>2. Collective agreements</li> </ul>	<ul style="list-style-type: none"> <li>1. Negative effect on service delivery;</li> <li>2. Community resistance and protests;</li> <li>3. Declining growth;</li> <li>4. Negative effect on the credit rating;</li> <li>5. Negative effect on the sustainability of the municipality;</li> </ul>	56	Medium	<ul style="list-style-type: none"> <li>1. Implementation of stringent credit control measures'</li> <li>2. Annual review of financial policies;</li> </ul>	42

RISK ITEM	RISK DESCRIPTION	ROOT CAUSE/ INTERNAL	ROOT CAUSE/ EXTERNAL	CONSEQUENCE	INHERENT RISK VALUE	INHERENT RISK	CURRENT CONTROLS	RESIDUAL RISK VALUE
		replacing services infrastructure; 3. Tariffs that are not cost recoverable; 4. Indigent support; 5. Cost of compliance; 6. Increasingly difficult to collect revenue	regarding salaries-Notch increases not taken into account; 3. Unfunded and underfunded Mandates; 4. National and local economy conditions; 5. In migration into the area; 6. Political mobilisation; 7. Unsuitable financial model of local government 8. Lack of economic growth 9. Increase in petrol prices due to war between Ukraine and Russia	6. Quality of service delivery regressing			3. Annual review of assessment rates and tariffs; 4. Expenditure control and cost saving intervention plan; 5. Two supplementary valuations performed annually; 6. Monthly feedback on the debt action plan to the finance standing committee; 7. Participatory budget preparation process	
SR7	Theft, Vandalism, (in the lines of security)	1. Ineffective security policy; 2. Lack of controls over municipal assets; 3. Bribery of officials 4. Shortage of personnel	1. Political interference; 2. Social issues; 3. Loadshedding	1. Financial losses; 2. Poor service delivery; 3. Reputational damaged	56	Medium	1. Security guard at Smut Sportsground; 2. Locking doors and burglar bars	42

RISK ITEM	RISK DESCRIPTION	ROOT CAUSE/ INTERNAL	ROOT CAUSE/ EXTERNAL	CONSEQUENCE	INHERENT RISK VALUE	INHERENT RISK	CURRENT CONTROLS	RESIDUAL RISK VALUE
SR8	Inadequate opportunities for job creation.	<ol style="list-style-type: none"> <li>Inadequate resource availability;</li> <li>Lack of job opportunities or other social issues</li> </ol>	<ol style="list-style-type: none"> <li>Ineffective stakeholder relationships;</li> <li>National and local economy conditions;</li> <li>Shedding of jobs in other sectors;</li> <li>Lack of economic growth in SA</li> </ol>	<ol style="list-style-type: none"> <li>Negative effect on economic growth;</li> <li>Community resistance and protests;</li> <li>Negative effect on the reputation of the municipality;</li> <li>Continuing cycle of poverty which could lead to unrest or substance abuse</li> </ol>	56	Medium	<ol style="list-style-type: none"> <li>Bergrivier Economic Development Forum;</li> <li>EPWP Programme;</li> <li>Community Workers Programme;</li> <li>Standing Committee on economic development;</li> <li>Use of local labour for unskilled capital projects;</li> <li>Internship programmes</li> </ol>	22,4

#### 7.4.4 COMMUNITY SAFETY PLAN

The Mayoral Committee approved the plan on 30 March 2021. Of particular significance is that many of the activities contained in the plan will require co-operation from other organs of state.

The Vision of the Plan is:

*A community where residents have job opportunities and permanent employment; (have the) opportunity to own property; (are) empowered to be able to send their children to high quality education institutions; (have a) stronger sense of community; a place to practice their religion freely; and streets are cordoned off and monitored by the neighbourhood watches.*

The overarching objective of the Plan is:

*Bergrivier is a cohesive, safe and inclusive community with opportunities for all residents.*

Sub objectives of the Plan are:

- \* To establish a functional and inclusive community safety forum & other community safety consultation mechanism in Bergrivier;
- \* To improve infrastructure, municipal services and facilities that contributes to a safe Bergrivier;
- \* To reduce substance and alcohol abuse in Bergrivier;
- \* To improve community cohesion in the Bergrivier Community;
- \* To improve child protection services;
- \* To improve learning and create employment opportunities for young people;
- \* To improve police service delivery;
- \* To reduce the levels of domestic violence in the community;
- \* To create safe and developmentally appropriate recreational facilities;
- \* To reduce incidences of cruelty towards animals (maltreatment and fighting); and
- \* To improve road safety.

The complete Bergrivier Community Safety Plan is available as an electronic link when the IDP has been developed in an electronic format. However, the outcomes and activities of the plan can be summarized as follows:

**TABLE 65: COMMUNITY SAFETY PLAN OUTCOMES AND ACTIONS**

**1 TO ESTABLISH A FUNCTIONAL AND INCLUSIVE COMMUNITY SAFETY FORUM & OTHER COMMUNITY SAFETY CONSULTATION MECHANISMS IN BERGRIVIER.**

PROBLEM	OUTCOME	ACTIVITY	RESPONSIBLE
High levels of crime and violence and feelings of being unsafe.	<ul style="list-style-type: none"> <li>A functional Community Safety Forum has been established.</li> <li>Regular quarterly meetings are held.</li> <li>AGM are held annually where new office bearers are elected.</li> <li>Safety plans are formulated, implemented and regularly reviewed and updated.</li> <li>Participation and accountability of community in the community safety efforts/structure is achieved.</li> <li>Interdepartmental and cross departmental collaboration is achieved in the implementation of the community safety plan.</li> <li>All community members are aware of community safety processes and structures.</li> <li>Roles and responsibilities defined, and members/departments/organisations are aware of their roles and responsibilities.</li> <li>Ensure accountability and positive participation of all community members.</li> </ul>	<ul style="list-style-type: none"> <li>Establish a safety forum to drive the Bergrivier safety plan.</li> <li>Ensure buy-in of all stakeholders to implement and promote the Bergrivier safety strategy.</li> <li>Ensure on-going community and stakeholder engagement, problem analysis and planning and through regular CSF meetings.</li> <li>Bi-annual feedback given to community members on the status of implementation.</li> <li>Conduct inter-departmental meetings to facilitate inter-departmental and cross departmental collaboration and communication.</li> <li>Provide social crime prevention training to important role-players.</li> <li>Effective project management of all the programmes implemented.</li> <li>Formulate a work plan that outlines the roles and responsibilities as well as the timeframes.</li> </ul>	<ul style="list-style-type: none"> <li>Community members</li> <li>Bergrivier Municipality</li> <li>SAPS</li> <li>Community Leaders</li> <li>CPF</li> <li>DBE</li> <li>DoH</li> <li>DSD</li> <li>DCS</li> <li>DoJ</li> <li>Neighbourhood Watch groups</li> <li>Schools/School Principal</li> <li>DoCS</li> </ul>

**2 TO IMPROVE INFRASTRUCTURE, MUNICIPAL SERVICES AND FACILITIES THAT CONTRIBUTES TO A SAFE BERGRIVIER.**

PROBLEM	OUTCOME	ACTIVITY	RESPONSIBLE
Infrastructural factors influencing residence feelings of safety	<ol style="list-style-type: none"> <li>Hotspot areas are well-lit at night and maintained.</li> <li>Homeless residents have improved access to shelter.</li> <li>Enhanced understanding of the extent of backyard dwellers in Bergrivier. Survey has been done by students of the University of Stellenbosch.</li> <li>Increased number of houses with running water.</li> <li>Improved knowledge on living greener.</li> </ol>	<ul style="list-style-type: none"> <li>Roll-out street lighting in those areas not currently served/ in crime hotspot areas.</li> <li>Increase in building of homes for residents.</li> <li>Obtain knowledge/information on the amount of backyard dwellers and conditions in which they live in.</li> <li>Improve sanitary services (Water, sewage and waste management).</li> <li>Endorse recycling campaigns and education on living greener with school children and community members in general.</li> <li>Continuous media coverage on living greener.</li> <li>Crime hotspots are cleared of any obstructions and well lit.</li> <li>Neighbourhood watch and the SAPS officials regularly visit identified crime hot spots.</li> <li>Control room to monitor criminal activities are operational on a 24/7 basis.</li> <li>Lack of permanent appointed control room officers</li> <li>Increase security measures at all municipal facilities</li> </ul>	<ul style="list-style-type: none"> <li>The Bergrivier Local Municipality (Waste Management and Urban Planning Authorities)</li> <li>SAPS</li> <li>DoCS</li> </ul>

**3 TO REDUCE SUBSTANCE AND ALCOHOL ABUSE IN BERGRIVIER**

PROBLEM	OUTCOME	ACTIVITY	RESPONSIBLE
High levels of substance use and substance related crime	<ol style="list-style-type: none"> <li>1. Increased knowledge on the effects of alcohol and illicit substance abuse.</li> <li>2. Illegal shebeens are closed.</li> <li>3. Liquor laws are strictly enforced.</li> <li>4. Greater access to and increased utilisation of psychosocial support services for people addicted to substances.</li> <li>5. Improve rehabilitation sector within hospitals (Consider capacity as well as the level of services)</li> </ol>	<ul style="list-style-type: none"> <li>• Undertake research detailing the correct zoning for liquor outlets.</li> <li>• Collect data and information from the SAPS of all the liquor outlets (legal and illegal).</li> <li>• Continuously update information on the liquor outlets.</li> <li>• Designate a group (Preferably the CPF) to assist the SAPS to ensure that the liquor license holders retain their licenses and operate within rules and regulations.</li> <li>• Daily visits to legal shebeens to monitor the trading hours.</li> <li>• Daily visits to legal (and illegal) shebeens to remove children under the age of 18 years.</li> <li>• Eradicate ALL illegal/unlicensed shebeens.</li> <li>• Consult all liquor tradesmen on a quarterly basis.</li> <li>• Establish and facilitate Alcoholic Anonymous (AA) and Narcotics Anonymous (NA) meetings.</li> <li>• Establish effective and accessible rehabilitation centres.</li> <li>• Implement evidence-based substance abuse programmes by the DSD and the DoH.</li> <li>• Establish designated clinic rooms for psychiatric patients.</li> <li>• Create awareness campaigns around the effects of alcohol misuse.</li> <li>• Create greater awareness on the impact of illicit drug use.</li> <li>• Distribute materials to educate pregnant mothers on the impact of using alcohol during pregnancy.</li> <li>• Education initiatives on FAS.</li> <li>• Have regular media coverage on the topic of alcohol abuse, drug addiction, FAS and the services to help with addiction in the Bergrivier communities.</li> <li>• School workshops on alcohol use, drug use, addiction, teenage pregnancy and FAS.</li> </ul>	<ul style="list-style-type: none"> <li>- The Bergrivier Municipality</li> <li>- CPF</li> <li>- Community Safety Forum (CSF)</li> <li>- Liquor Traders/Tavern Owners</li> <li>- DBE</li> <li>- DoH</li> <li>- DSD</li> <li>- CBO</li> <li>- FBO</li> <li>- Churches</li> <li>- DoCS</li> </ul>

**4 TO IMPROVE COMMUNITY COHESION IN THE BERGRIVIER COMMUNITY.**

PROBLEM	OUTCOME	ACTIVITY	RESPONSIBLE
Lack of community cohesion and poor morale	<ol style="list-style-type: none"> <li>1. Community members are well connected and aware of community processes, events and concerns.</li> <li>2. Increased community participation in community activities.</li> </ol>	<ul style="list-style-type: none"> <li>• Promote and expand existing community and youth activities.</li> <li>• Create and implement new activities that are relevant for community cohesion and trust. These activities need to be run jointly by FBOs, CBOs and other stakeholders in the area to foster shared responsibility for safety within the community. For instance, house/street with the best garden campaign/competition or communities should hold annual fundraisers for scholarships.</li> <li>• Initiate ‘Know your neighbour campaign/competitions.’</li> <li>• Ensure that all community programmes and community initiatives are conducted within the regulations drafted by the SAPS, Community Safety Forum and the Municipality.</li> <li>• Establish electronic community forums. For instance, internet blogs where community members can post there safety concerns anonymously.</li> <li>• Increase church-based community activities to create awareness and promote social connectedness.</li> </ul>	<ul style="list-style-type: none"> <li>- FBO</li> <li>- CPF</li> <li>- DSD</li> <li>- CBO</li> <li>- Churches</li> <li>- Tavern owners</li> <li>- Schools</li> <li>- Department of Sports, Arts and Recreation</li> <li>- Community leaders</li> </ul>

	<ul style="list-style-type: none"> <li>• Improve home visitation by church leaders.</li> <li>• Conduct personal development workshops to community leaders and then to the community.</li> </ul>	
--	--	--

**5 TO IMPROVE CHILD PROTECTION SERVICES.**

PROBLEM	OUTCOME	ACTIVITY	RESPONSIBLE
High levels of child abuse and neglect	<ol style="list-style-type: none"> <li>1. Safer school grounds for learners, educators and other school staff</li> <li>2. School learners feel empowered to report experiences of abuse.</li> <li>3. School authorities are empowered and know how to respond appropriately to cases of abuse that are reported to them.</li> <li>4. There are registered &amp; well managed places of safety.</li> <li>5. Increased access to state health care professionals</li> <li>6. Police, social workers and social auxiliary workers are adequately trained to identify &amp; manage cases of child maltreatment.</li> <li>7. Reported cases of child abuse and neglect are well managed.</li> <li>8. Increased awareness of violence against children.</li> </ol>	<ul style="list-style-type: none"> <li>• Implement and monitor the National School Safety Framework.</li> <li>• Establish safe afterschool facilities.</li> <li>• Implement and monitor anonymous reporting system for children who are victims of abuse.</li> <li>• Establish functional places of safety and safety parents, children’s homes.</li> <li>• Increase/improve access to state psychologists and health professionals that are involved in cases of child abuse and neglect.</li> <li>• Train police and social auxiliary workers on dealing with cases of child abuse.</li> <li>• Educate and create awareness around the signs and symptoms and the appropriate responses to child abuse.</li> <li>• Ensure that places of safety and foster homes are safe and safety parents are well trained to deal with children who are victims of child abuse and neglect.</li> <li>• Improve follow-ups and monitoring of child abuse cases.</li> <li>• Improve investigation of child abuse cases by SAPS and Social Workers.</li> <li>• Offer parenting skills workshops.</li> </ul>	<ul style="list-style-type: none"> <li>- DoH</li> <li>- DSD</li> <li>- Educators</li> <li>- CBOs</li> <li>- FBOs</li> <li>- SAPS</li> <li>- Schools</li> <li>- NGOs</li> </ul>

**6 TO IMPROVE LEARNING AND CREATE EMPLOYMENT OPPORTUNITIES FOR YOUNG PEOPLE.**

PROBLEM	OUTCOME	ACTIVITY	RESPONSIBLE
Low levels of education and unemployment amongst young people	<ol style="list-style-type: none"> <li>1. Girl learners feel empowered to make decisions around their learning/education.</li> <li>2. Increase in the number of functional ECD centres.</li> <li>3. ECD centres provide quality services.</li> <li>4. Educators are trained on positive discipline.</li> <li>5. Schools have fully functional school safety teams.</li> <li>6. Teachers, principals &amp; the SMT are trained on school safety.</li> <li>7. Programmes established to integrate out of school youth.</li> <li>8. School learners have access to adequate nutrition through feeding schemes.</li> <li>9. All children receive immunisation.</li> <li>10. Improved school attendance.</li> </ol>	<ul style="list-style-type: none"> <li>• Do training on entrepreneurial opportunities with young people and economically active individuals.</li> <li>• Create awareness of tertiary institutions and bursaries/student loan available.</li> <li>• Promote female empowerment and education.</li> <li>• Improve ECD centres.</li> <li>• Establish ECD activities in all regions (incl. playgroups and home-based ECD facilities).</li> <li>• Improve awareness of the importance of ECD.</li> <li>• Initiate feeding schemes for school learners.</li> <li>• Initiate programmes that motivate school dropouts to return to school.</li> <li>• Improve school completion rates.</li> <li>• Improve pass rates and improved level of academia.</li> <li>• Increase in tertiary applications.</li> <li>• Continuous training for educators on School Safety, Positive Discipline etc.</li> <li>• Implement programmes to reintegrate out of school youth – Increased number of youths integrated back into the school.</li> </ul>	<ul style="list-style-type: none"> <li>- DBE</li> <li>- DSD</li> <li>- Department of Labour (DoL)</li> <li>- Bergrivier Local Municipality</li> <li>- ECD centres</li> <li>- Schools</li> <li>- DoH</li> <li>- Department of Travel and Tourism (DoTT)</li> </ul>

		<ul style="list-style-type: none"> <li>• Career guidance counselling should be given to learners in senior years of high school.</li> <li>• Establish skills development education programmes to create more jobs.</li> <li>• Implement mentorship initiative and job placement programme.</li> </ul>	
--	--	---	--

**7 TO REDUCE THE LEVELS OF DOMESTIC VIOLENCE IN THE COMMUNITY**

PROBLEM	OUTCOME	ACTIVITY	RESPONSIBLE
High levels of domestic violence	<ol style="list-style-type: none"> <li>1. Awareness raised on domestic violence.</li> <li>2. Women are empowered to make decisions.</li> <li>3. Victims feel empowered to report experiences of domestic violence.</li> <li>4. Women and girls have knowledge about and have access to support services for victims of abuse.</li> </ol>	<ul style="list-style-type: none"> <li>• Establish a female-centred multi-agency domestic violence forum.</li> <li>• Develop mechanisms for women to anonymously report experiences of domestic violence.</li> <li>• Offer services and support to victims of domestic violence.</li> <li>• Provide educational programmes on the short- and long-term effects of domestic violence.</li> <li>• Establish or facilitate the use of services offered to families and victims of domestic violence.</li> <li>• Establish safe havens for women who are victims of domestic violence.</li> <li>• Offer counselling services to couples, families and perpetrators/ victims of domestic violence.</li> <li>• Support groups for victims, children and perpetrators of domestic violence.</li> </ul>	<ul style="list-style-type: none"> <li>- Women’s Groups</li> <li>- DoH</li> <li>- SAPS</li> <li>- CPFs</li> <li>- DSD</li> <li>- Churches</li> <li>- CBOs</li> <li>- FBOs</li> </ul>

**8 TO IMPROVE POLICE SERVICE DELIVERY.**

PROBLEM	OUTCOME	ACTIVITY	RESPONSIBLE
Poor police service delivery	<ol style="list-style-type: none"> <li>1. The role of police in social crime prevention is clarified.</li> <li>2. Improved police visibility and patrolling.</li> <li>3. Improved human resources for policing.</li> <li>4. Adequate training on dealing with and investigation into child abuse and neglect.</li> <li>5. Improve relationships between the SAPS and the community.</li> </ol>	<ul style="list-style-type: none"> <li>• Clarify roles of police officers in the community safety plan.</li> <li>• Improve police visibility and patrolling at the hotspots specifically and at the times when community members are most vulnerable.</li> <li>• Adequate training on dealing with and investigating child abuse and neglect.</li> <li>• Train and employ additional police officers.</li> <li>• Collectively prioritise crime prevention concerns.</li> <li>• Conduct refresher sessions for the police on legislation such as the Domestic Violence Act and child protection.</li> <li>• Review roles and responsibilities between SAPS and social workers and where they overlap clearly define the roles of each.</li> </ul>	<ul style="list-style-type: none"> <li>- SAPS</li> <li>- Bergrivier Local Municipality</li> <li>- DSD</li> <li>- Child Protection Agencies</li> <li>- Community Safety Forum</li> </ul>

**9 TO CREATE SAFE AND DEVELOPMENTALLY APPROPRIATE RECREATIONAL FACILITIES**

PROBLEM	OUTCOME	ACTIVITY	RESPONSIBLE
Lack of recreational services for young	<ol style="list-style-type: none"> <li>1. Better understanding of the needs and priorities of young people.</li> <li>2. Youth facilities are accessible, utilised and well managed.</li> </ol>	<ul style="list-style-type: none"> <li>• Do a survey with youths and children to inform the development of any recreational facility (Voice of young people is key) and activities they are interested in getting involved in.</li> <li>• Provide facilities that can be used by young people, for instance sports fields and youth centres.</li> <li>• Measures to encourage the participation of young people in the provided activities and facilities should be implemented.</li> </ul>	<ul style="list-style-type: none"> <li>- Department of Sports, Arts and Culture</li> <li>- Bergrivier Local Municipality</li> </ul>



	<p>3. The provision of recreational activities and facilities that youth are interested in.</p>	<ul style="list-style-type: none"> <li>• Ensure that these youth centres are well managed and controlled by adults.</li> <li>• Establish and ensure youths and children’s participation in different youth clubs (different sports clubs, chess groups etc.).</li> <li>• Increase number of life skills programmes for youths that discuss issues such as drug abuse, teenage pregnancy, bullying, cyberbullying, sexual harassment, depression, safe ICT practices etc.</li> <li>• Provide personal development skills to sports coaches so they can impart the same skills to their young sports members.</li> </ul>	<ul style="list-style-type: none"> <li>- CBO’s</li> <li>- SAPS</li> <li>- DSD</li> <li>- Churches</li> <li>- Schools</li> <li>- DBE</li> </ul>
--	---	--	--

**10 TO REDUCE INCIDENCES OF CRUELTY TOWARDS ANIMALS (MALTREATMENT AND FIGHTING).**

PROBLEM	OUTCOME	ACTIVITY	RESPONSIBLE
<p>Concerning levels of animal fighting</p>	<ol style="list-style-type: none"> <li>1. Awareness raised on animal maltreatment.</li> <li>2. Efficient and accessible reporting mechanism for animal maltreatment is in place.</li> <li>3. Law Enforcement awareness programs are executed in cooperation with road safety awareness’</li> </ol>	<ul style="list-style-type: none"> <li>• Improve neighbourhood patrolling by SAPS and CPFs.</li> <li>• Create awareness on animal maltreatment.</li> <li>• Establish animal control forums.</li> <li>• Establish reporting mechanisms for suspected animal abuse.</li> <li>• Endorse humane treatment of animals.</li> <li>• Create awareness campaign on humane treatment of animals.</li> </ul>	<ul style="list-style-type: none"> <li>- SAPS</li> <li>- Neighbourhood watches</li> <li>- Society for the Prevention of Cruelty to Animals (SPCA)</li> </ul>

**11 TO IMPROVE ROAD SAFETY**

PROBLEM	OUTCOME	ACTIVITY	RESPONSIBLE
<p>Reckless driving and speeding</p>	<ol style="list-style-type: none"> <li>1. Reduced speeding.</li> <li>2. Improved knowledge of traffic laws.</li> <li>3. Responsible use of the road by all drivers and pedestrians (road accidents often happen when pedestrians use the road while under the influence of alcohol)</li> <li>4. Ensure roads are well maintained – i.e., potholes fixed etc. since that also impacts road safety</li> <li>5. Reduced trafficking of drugs on the roads</li> <li>6. Regular roadblocks are held on the N7, R44 and R27</li> <li>7. Increase in the number of Driving under the influence arrests.</li> </ol>	<ul style="list-style-type: none"> <li>• More roadblocks on N7 and West Coast road.</li> <li>• Improve road conditions (Especially the West Coast road).</li> <li>• Install traffic lights on roads identified as high-speed areas.</li> <li>• Improve road signage (including road names, stops signs etc.).</li> <li>• Install speed cameras on high-speed roads.</li> <li>• More speed humps are placed on road around schools and ECD facilities.</li> <li>• Initiate scholar patrols at schools to ensure the safety of learners.</li> <li>• Increase in vehicle roadworthiness checks.</li> <li>• Establish a dedicated truck stop that is well monitored by law enforcement agents.</li> </ul>	<ul style="list-style-type: none"> <li>- Department of Transport (DoT)</li> <li>- Traffic Department</li> <li>- Municipality</li> </ul>

### 7.4.5 HOUSING PIPELINE

The housing strategy and revised pipeline (2018-2028) was approved by the Executive Mayoral Committee in 2018 with the understanding / consideration of the following:

- that the framework for the proposed integrated housing strategy and policies is approved;
- that approval is given for scheduling projects over the MTEF and beyond;
- that the Municipal Manager and the Director of Community Services are authorized to initiate the housing buy-out negotiations of Uitvlug (Porterville) and to conclude a land availability agreement, subject to future project approval by the province which will also have to provide funding for buying the land;
- that the buyout of land in Piketberg will be the priority, as the largest percentage of people are on the Piketberg waiting list;
- That the administration continues to identify an additional piece of land in Piketberg and Porterville so that a medium to long-term housing project can be launched;
- that additional studies are done regarding FLISP housing along N7 (46) and Watsonia, Piketberg (45) and that a complete report is submitted to the Council after internal servicing of these plots;
- that approval for the concept of a large project (+ 2 500 units) in a mixed development across the three major towns (Piketberg, Velddrif and Porterville) and scheduled over a period of 5 - 10 years.

**TABLE 66: HUMAN SETTLEMENTS NEEDS**

DECEMBER 2022			
TOWN	RDP	GAP	TOTAL
AURORA	76	12	88
EENDEKUIL	232	39	271
GOEDVERWACHT	18	6	24
PIKETBERG	1 993	314	2307
PORTERVILLE	1077	239	1316
REDELINGHUIS	241	12	253
VELDDRIF	935	146	1 081
WITTEWATER	10	2	12
<b>TOTAL - BERGRIVIER</b>	<b>4 582</b>	<b>770</b>	<b>5 352</b>

The Municipal Council approved a 10-year Human Settlements Pipeline in August 2018, which indicates how these backlogs will be jointly addressed over the next five to ten years, by the Municipality and the Provincial Department of Human Settlements. It is part of the municipality's strategic intend to provide a number of housing opportunities in the 3 major towns, namely Porterville, Velddrif and Piketberg, as well as in the smaller towns such as Eendekuil, Aurora and Redelinghuis. Where necessary and feasible, and within the available resources, suitable land must be secured, and the provision of bulk services must be done on a proactive basis.

**TABLE 67: HOUSING PIPELINE**

NO	PLACE	NO OF UNITS
1	Piketberg	1 977
2	Velddrif	1 314
3	Porterville	1 117
4	Aurora	67
5	Goedverwacht	23
6	Redelinghuis	249
7	Eendekuil	229

#### 7.4.6 WATER SERVICES DEVELOPMENT PLAN

The Municipality adopted an extension of the Water Services Development Plan (WSDP) for until 2023 in terms of the Water Services Act, 1997 (Act 108 of 1997). The Municipality is currently updating the WSDP through grant funding received from DBSA. The overarching objectives of the WSDP are:

- (i) *“To provide for the housing needs of the residents of Bergrivier in a continuous and sustained manner by timely future planning while preserving its distinctive character;*
- (ii) *To, in co-operation with other role-players, provide the residents of Bergrivier with a healthy economic basis and create a quality environment by sustained planning and in doing to so create job opportunities as well as to promote the expansion of tourism;*
- (iii) *To provide the residents of Bergrivier with a healthy and safe living environment through the timely establishment of the necessary community facilities;*
- (iv) *To empower the residents of Bergrivier by the provision and exposure to the necessary academic as well as practical training facilities;*
- (v) *To support the residents of Bergrivier with the necessary sporting and recreational facilities; and*
- (vi) *To preserve, conserve and expand the conservation worthy natural environment in harmony with future town development”.*

The two most critical issues addressed in the WSDP are:

\* The eradication of water and sanitation backlogs:

All urban households have access to basic water and sanitation. The backlogs that exist pertain to the development of new houses and backyard dwellers. Grants provided by National Government (MIG funds) will be utilised for the upgrading of water and sanitation bulk and service infrastructure.

\* Water Conservation and Water Demand Management (WC/WDM):

The Municipality monitors its water losses monthly and is experiencing a decline in its water losses. There are several interventions in place to curb water losses and a consolidated Water Conservation and Demand Strategy was compiled in 2021 to elucidate the need for WC/WDM in Bergrivier Municipality.

#### 7.4.7 INTEGRATED WASTE MANAGEMENT PLAN

The 4th generation Integrated Waste Management Plan (IWMP) was approved by Council in terms of NEMA: WA on condition that comments be obtained from the Department of Environmental Affairs and Development Planning (DEADP). These comments led to a revision that was completed.

Training on Integrated Pollutant and Waste Information System (IPWIS) has been done by the Department of Environmental Affairs in April 2015 as all waste types and quantities must be reported online in accordance with the Waste Information System regulations. Emphasis is placed on the appointing of a full time Waste Officer to comply with the National Environmental Management: Waste Act, 2008 (NEWMA), (Act 59 of 2008). The appointment of the Waste Officer will be concluded in 2023. The municipality installed weigh bridges in Piketberg and Velddrif MRF's to determine quantities. Integrated Waste by-laws were renewed in 2021 to be aligned with NEWMA.

#### 7.4.8 MUNICIPAL INFRASTRUCTURE MASTER PLANS AND OPERATIONAL PLANS

The Municipality develops and maintains its infrastructure in accordance with Master Plans and Operations and Maintenance Plans. The Municipality has the following Master Plans and Operations and Maintenance Plans (Standard Operating Procedures) in place. (The information received from the Electricity Master Plan process was not complete and not added to the IMQS system. A process has started to update masterplans and will commence during 2023. The IMQS system, desktop version is not supported anymore and will have to migrate to a cloud hosted version.)

**TABLE 68: DRAFT INFRASTRUCTURE MASTER AND OPERATIONAL PLANS**

MASTER/SECTORAL PLAN	CONSULTANT	LATEST VERSION DATE
Water Master Plan	GLS	June 2015
Sanitation Master Plan	GLS	Febr 2014
Water Service Development Plan	IX Engineers	2017

MASTER/SECTORAL PLAN	CONSULTANT	LATEST VERSION DATE
Water Conservation and Water Demand Management Strategy	ACE Consulting	Apr 2021
Pavement Management System	V&V Consulting	2010
Storm Water Master Plan	V&V Consulting	May 2012
Local Integrated Transport Plan	SMEC	Mar 2020
Integrated Waste Management Plan	JPCE	JAN 2019
Electricity Master Plan	Royal Haskoning	APR 2015
Cost of Supply Study	Molta	Awaiting NERSA approval
Pipe Replacement Plan (PB & PV)	GLS	APR 2021
Rehabilitation of Main Roads	Bigen	APR 2022

DBSA has allocated funds towards the revision of the outdated master plans in 2023 and it is anticipated that the Road Master Plan and the Electricity Master Plan may be finalised in June 2024.

#### 7.4.9 INTEGRATED TRANSPORT PLAN

The Municipality approved the Integrated Transport Plan (ITP) for 2019 - 2024, but its needs are incorporated into the West Coast District Municipality Integrated Transport Plan. The Table below sets out the current needs for Bergrivier Municipality.

One of the most important additional aspects of the ITP is the need to enhance mobility of the residents within the major towns between the residential areas and the central business district.

**TABLE 69: INTEGRATED TRANSPORT PLAN: PROJECT IMPLEMENTATION BUDGET AND PROGRAMME**

PRIORITY	PROJECT NAME	GRANT NAME	2019/20	2020/21	2021/22	2022/23	2023/24
1	Reseal/construction of streets – Bergrivier	EL	2 000 000	2 200 000	2 400 000	-	-
2	Paving of sidewalks: Ward 1, 2, 6, 7	CR	400 000	450 000	500 000	-	-
3	Traffic calming measures – Bergrivier	CR	250 000	-	-	-	-
4	Upgrade of roads and stormwater – Aurora	CR	1 130 435	-	2 414 000	-	-
5	Upgrade of roads and stormwater – Redelinghuis	CR	1 304 348	-	-	-	-

PRIORITY	PROJECT NAME	GRANT NAME	2019/20	2020/21	2021/22	2022/23	2023/24
6	Upgrade of roads and stormwater – Eendekuil	MIG	869 271	1 304 348	-	-	-
7	Construction/design of roads – Aurora	CR	200 000	300 000	400 000	-	-
8	Construction/design or road – Redelinghuis	CR	200 000	300 000	400 000	-	-
9	Construction of roads: RDP houses – Piketberg	EL	300 000	300 000	300 000	-	-
10	Upgrade of roads and stormwater – Porterville	MIG	-	1 530 000	2 125 000	-	-
11	Upgrade of roads and stormwater – Piketberg	MIG	-	1 814 640	-	-	-
12	Upgrade of roads and stormwater – Velddrif	MIG	-	2 934 200	-	-	-
13	Bus route – Eendekuil	CR	-	-	100 000	-	-
14	Upgrade of sidewalks (Bergrivier)	MIG	-	-	3 230 000	-	-
15	Construction of roads – Bergrivier	CR	-	-	500 000	-	-
16	Traffic management plan – picking season	N/A	-	-	-	100 000	-
17	Parking central for heavy vehicles, passenger transport to farms and access roads to farms	N/A	-	-	-	2 500 000	2 500 000
18	Taxi rank facilities and toilets (Eendekuil)	N/A	-	-	-	2 000 000	-
19	Pavement of pedestrians behind Steynville High School	N/A	-	-	-	-	100 000
20	Traffic calming – Basson/West Street	N/A	-	-	-	-	50 000
21	Traffic calming at entrance of town – Eendekuil	N/A	-	-	-	-	20 000
22	Traffic calming out DJ Pearce Lane corner at Disa Street corner where children walk to swimming pool	N/A	-	-	-	-	50 000

PRIORITY	PROJECT NAME	GRANT NAME	2019/20	2020/21	2021/22	2022/23	2023/24
23	Tarring of road between Aurora and Redelinghuis	N/A	-	-	-		500 000
24	Wood bridge Rose and Basson Street	N/A	-	-	-		50 000
	<b>Totals</b>		<b>6 654 054</b>	<b>11 133 188</b>	<b>12 369 000</b>	<b>4 600 000</b>	<b>3 270 000</b>

#### 7.4.10 INTEGRATED COASTAL MANAGEMENT PLAN

Council adopted an Integrated Coastal Management Plan in November 2019. The Bergrivier Local Municipality Second Generation Coastal Management Programme, 2019 – 2024 provided by the consultant CES - Leaders in Environmental and Social Advisory Services (appointed by WCDM) on 22 Augustus 2019.

#### 7.4.11 AIR QUALITY MANAGEMENT PLAN

The Municipal Council adopted an Air Quality Management Plan (AQMP) in November 2019.

Integrated Second Generation of the West Coast District Municipality inclusive of Bergrivier Municipality's Air Quality Management Plan, 2019- 2024, dated 21 July 2019 was prepared by Enviroworks (appointed by WCDM). Bergrivier Municipality has obtained a Dust measurement apparatus, GrayWolf during the 2021/22 financial year. The GrayWolf 3016-A IAQ 6 Channel Particle Counter is used to measure particle counts or particulate concentration. Training was provided and software was installed on the work laptop of the Environmental Management Officer for this dust measurement apparatus.

The West Coast District Municipality has funded and installed an ambient air quality monitoring station located at Velddrif within the Bergrivier Municipality. Data collection takes place daily for the Hydrogen Sulphide (H<sub>2</sub>S) levels monitored for the region and the station is fitted with a meteorological station. The station is managed by an independent service provider.

Levels of this pollutant is captured in the monthly reports submitted to the West Coast District Municipality and distributed from there to the Bergrivier Municipality.

The strategic goals and objectives of the AQMP mentioned above, are:

- i. *“Implementing the Air Quality Management Plan within the Local Municipality;*
- ii. *Assigning clear responsibilities and functions for air quality management at both district and Local levels;*
- iii. *Air quality training of current and future air quality personnel at both district and Local levels;*
- iv. *Obtaining the necessary resources and funding for air quality management in the Local Municipality;*
- v. *Preliminary monitoring of identified ‘hotspot’ areas in the Municipality to determine air pollutant concentrations;*

- vi. *Undertaking continuous ambient air quality monitoring to obtain a long-term record of air quality in the Municipality;*
- vii. *Maintaining good air quality within the boundaries of the Local Municipality, with specific emphasis on PM10 and SO2 concentrations;*
- viii. *Compliance monitoring and enforcement of air quality legislation, policies and regulations in the Local Municipality; and*
- ix. *Assessing the contribution of agriculture to ambient air quality and establishing measures to control emissions from these sources”.*

The complete Air Quality Management Plan is available on request and also available on the Bergrivier Municipal website.

#### 7.4.12 CLIMATE CHANGE ADAPTION PLAN

The Municipality participated in the Department of Environmental Affairs and Development Planning (DEADP) Municipal Support Programme and has been assisted to develop a Climate Change Adaption Plan (CCAP).

The Plan identifies 5 intervention areas namely;

1. Mainstreaming of climate change adaptation into municipal governance;
2. Climate resilient low-income housing;
3. Storm water management;
4. Conservation of natural resources; and
5. Agriculture.

Other matters aligning climate change with infrastructure development, resonates on the completion of the Bergrivier Electricity Master Plan funded by Provincial Government, the Integrated Transport Plan and the Integrated Waste Management Plan, with a focus on reduction of waste transport, contribute to managing climate change matters.

The Bergrivier Municipality appointed Gondwana Environmental Services (specialist consultancy) in February 2023, to review their Climate Change Adaptation Plan (2014) and subsequently develop a Climate Change Response Implementation Plan that will help the Bergrivier Municipality identify and respond to current and future climate change risks. The objective is to develop a climate change strategy that will cover broad thematic themes which include:

1. Climate Risk and Vulnerability Assessment (CRVA)
2. Climate resilience and adaptive capacity.
3. Best practice for climate change management, adaptation, and mitigation.
4. Stakeholder consultation and empowerment.



5. Research and development; and
6. Implementation plan

**TABLE 70: CLIMATE CHANGE PLAN INTERVENTIONS**

**1 MAINSTREAMING OF CLIMATE CHANGE ADAPTATION INTO MUNICIPAL GOVERNANCE**

PROBLEM STATEMENT	PROJECT	DETAIL
<p>Adaptation to climate change should not be viewed as a separate function of the Municipality but rather be mainstreamed as a consideration in all planning and development. Capacity needs to be developed amongst all stakeholders, knowledge co-produced and shared, and valuable experience developed around successful climate adaptation. A priority that needs to be addressed is how to get increased political buy-in to the climate adaptation process to ensure that the identified adaptation interventions can be taken forward effectively. The timeline for the implementation of identified adaptation interventions will depend on the availability of funding, and if there is no available funding how long it will take to source funding. Successful implementation is also dependant on the coordination of environmental forums/structures.</p>	<p>Capacity building and awareness – officials and decision makers to create buy in.</p>	<ul style="list-style-type: none"> <li>• Training and information dissemination</li> </ul>
	<p>Capacity building - community</p>	<ul style="list-style-type: none"> <li>• Seminar to create awareness and information dissemination.</li> <li>• Green Ambassadors – youth development programme (EPWP)</li> </ul>
	<p>Environment sector engagement</p>	<ul style="list-style-type: none"> <li>• Targeted participatory planning process to include environmental issues in IDP (Environment Sector engagements)</li> </ul>

**2 CLIMATE RESILIENT LOW-INCOME HOUSING**

PROBLEM STATEMENT	PROJECT	DETAIL
<p>Typically, in the past, no consideration was given to climatic considerations when designing low-cost housing. Low-cost houses are essentially cement shacks with little or no insulation and no inclusion of any measures to mitigate local climate risk. This situation not only compromises the health of residents, but also serves to increase their vulnerability to climate hazards associated with climate change, such as increased temperatures, increased intensity of rainfall, increased intensity of wind, etc.</p> <p>Bergrivier Municipality currently has a housing pipeline, which will result in the construction of low-cost houses in various towns in the Municipal Area over the next five years. This provides the ideal opportunity to include climate considerations into the design of the development as well as individual houses.</p>	<p>Assess the potential for new low-cost housing developments to be more climate resilient.</p>	<ul style="list-style-type: none"> <li>• Ensure climate risk reduction considerations are incorporated into the design of new housing developments, e.g.                             <ul style="list-style-type: none"> <li>○ Must do environmental/vulnerability assessments / redo mapping of flood lines.</li> </ul> </li> <li>• Disaster Risk Assessment of Bergrivier and broader West Coast District currently being undertaken.</li> </ul>
	<p>Greening RDP housing design.</p>	<ul style="list-style-type: none"> <li>• Explore the potential for RDP house to be more environmentally friendly and suitable for climate impacts (intense heat, water runoff, etc.).</li> <li>• Investigate what additional funding would be needed to make houses more 'climate resilient'.</li> <li>• How to minimize subsidies for these households – rainwater tanks and solar options. (both existing and new housing).</li> </ul>

<p>There is also a need to retrofit the existing low-cost housing; however, this will pose a challenge as existing houses are now in private ownership.</p>		<ul style="list-style-type: none"> <li>• Could link to Aurora solar farm trust/Solaire project and enterprise fund. Build capacity to maintain and create jobs around it.</li> <li>• Vertical gardens should be investigated (insulation, food, improved use of water).</li> </ul>
	<p>'Green building' retrofitting of existing low-cost housing</p>	<ul style="list-style-type: none"> <li>• Rainwater tanks, solar water heaters, and vertical gardens</li> <li>• Solaire direct Solar Trust in Aurora (Project – Enterprise Fund – trying to build local jobs, maintenance, etc.)</li> </ul>

### 3 STORM WATER MANAGEMENT

PROBLEM STATEMENT	PROJECT	DETAIL
<p>The Municipality's storm water management plans for Piketberg did not fully consider the effect of run-off water from the mountain, and as a result, many houses in the northern part of Piketberg, including the recently constructed low-cost houses flood on a regular basis. As a result of this, when rain is forecast for Piketberg, the Municipality puts sandbags to divert water away from the area. This is however not sustainable, particularly in view of the rainfall intensification trends in the area. This problem also manifests in other areas of the Municipality and storm water related issues always receive a high priority during the public participation process that accompanies revisions to the IDP. Master plans are in place to deal with this and other infrastructure related issues but funding to implement these plans is limited. One of the projects contained in the storm water master plan is the diversion of excess storm water into a dam as a flood prevention measure in Piketberg. These plans therefore provide an opportunity to include climate change considerations into new infrastructure planning and development.</p>	<p>Improved management of storm water</p>	<ul style="list-style-type: none"> <li>• Ensure climate considerations are considered when developing / revising infrastructure master plans.</li> <li>• Improve storm water maintenance.                             <ul style="list-style-type: none"> <li>○ Increased occurrence of storm water drain clearing, particularly before significant rainfall.</li> </ul> </li> </ul>
	<p>Investigate alternative use of storm water</p>	<ul style="list-style-type: none"> <li>• Assess rainwater harvesting potential and explore potential to channel water to commonage / open spaces (Piketberg North) – this could provide an opportunity to use these areas for recreational purposes or communal food gardens (food security and cooler areas)</li> </ul>
	<p>Regulation of storm water drainage (By-law)</p>	<ul style="list-style-type: none"> <li>• Develop a by-law aimed at reducing storm water run-off across the municipality through the restriction of the amount of hard surfaces allowed on a particular erf. This will encourage infiltration of water on site rather than having to increase the design specifications of the storm water system to accommodate growing urban areas and / or increased intensity of rainfall.</li> </ul>

### 4 ALIEN VEGETATION REMOVAL

PROBLEM STATEMENT	PROJECT	DETAIL
-------------------	---------	--------

<p>Invasive alien vegetation compromises the availability of water in the Berg River and increases the fire risk in the area. Climate projections indicate a trend towards higher mean annual temperatures in the area, which will increase the fire risk as well as potentially compromising water supply. Bergrivier Municipality can play a more significant role in alien clearing initiatives in the area through utilisation of the Extended Public Works Programme (EPWP), as well as increased municipal representation on initiatives such as the Department of Water Affairs, Department of Agriculture’s Land Care programme, Department of Environmental Affairs’ Working for Water and Working for Wetlands programmes. There is also significant potential to participate in programmes of the West Coast District Municipality.</p> <p>Localising involvement at the municipal level will increase job opportunities in the area, which may have a related positive affect on reducing the challenges associated with the dependence on seasonal work in the area. At present most of the municipality’s EPWP funds are spent on infrastructure related projects, however the Western Cape Government EPWP co-ordinator could assist with the utilisation of EPWP funds to develop invasive alien vegetation clearing projects. A concern was raised that many women are excluded from participating in EPWP projects, because they receive social grants. This needs to be investigated, as there are a lot of female-headed households in the municipality who are missing out on this employment opportunity.</p> <p>Private sector involvement is essential to the climate adaptation process, and in alien vegetation clearing there is already a proposed PPC biomass-to-energy</p>	<p>Expand and participate in existing alien clearing programmes</p> <p>To develop and implement an Invasive species monitoring, control and eradication plan. Obtaining specialist input for the development of such a plan and to ensure long term implementation of this plan.</p> <p>To indicate and change to Invasive species monitoring, control and eradication for Bergrivier as invasive species of fauna and flora to be looked at and not only vegetation, also all invasive land and aquatic animal species.</p>	<ul style="list-style-type: none"> <li>• EPWP budget to include projects aimed at clearing invasive alien plants and fighting bush fires</li> <li>• Ensure that Municipality is represented on the EPWP Environmental Arts &amp; Culture Sector meeting.</li> <li>• Source funding for alien clearing projects</li> <li>• Send resulting biomass to local industry; like PPC (part of existing process whereby they are obtaining a permit to burn solid waste)</li> <li>• Expand PPC solid waste burning project (part of an existing process)</li> <li>• Green economy opportunity Value chain for Biomass</li> <li>• Clear water hyacinths Partnership with Department of Agriculture and West Coast District Municipality who are already involved</li> </ul>
--	--	---

<p>initiative underway in the Piketberg area. This provides an opportunity for the municipality to partner with the private sector around this and other similar initiatives with the support of the Provincial Green Economy Programme.</p> <p>There is also a potential opportunity to link in with and utilise the ICLEI Local Action for Biodiversity (LAB) Agreement, which the municipality signed in 2010. This could potentially introduce an ecosystem services component to the adaptation planning at some point, which could significantly open further collaborative and/or funding opportunities. Funding is currently a constraint, but a few projects have been initiated nonetheless under this initiative</p>	<p>Expand existing Working on Fire programmes</p> <hr/> <p>The Bergrivier Municipality: Invasive species monitoring, control and eradication plan, (June 2020) was approved and adopted in the Mayco on 11 June 2020.</p> <p>A link to this plan can be provided and the plan is available on the Bergrivier Municipal website. This Invasive species monitoring, control and eradication plan provides detail on the invasive species infestation in the properties under the control of Bergrivier Municipality and indicates the category of these species and the preferred removal method for each.</p>	<ul style="list-style-type: none"> <li>• Fire Protection Associations Need increased support so that can go into lowlands areas.</li> <li>• Join FPAs – linked to the Veld and Forest Fire Act</li> <li>• Build synergies with Disaster Management through EPWP</li> <li>• Increased support so that the municipality can employ people permanently (an existing challenge)</li> </ul>
---	--	--

**5 AGRICULTURE**

PROBLEM STATEMENT	PROJECT	DETAIL
<p>The agriculture sector was less involved in this planning process, which is primarily attributable to the time of year when the meetings were held. Despite this there was a great interest in climate change and the impact thereof on the agriculture sector. The contribution of the Agriculture sector in funding some of the early work on the implications of climate change for the Sandveld is also acknowledged. The sector thus needs to be a priority for further engagement. It was suggested that a forum be established so that farmers (small-scale and commercial) can be assisted with long-term planning, and the clear identification of stresses, priority threats and adaptation opportunities, as well as integration within the municipality strategy. This will also be necessary so that the agricultural sector can be represented more in the IDP planning process, as an on-going engagement. There was a suggestion that a municipal representative participate in the existing agricultural unions which could be taken further, as the unions have on several occasions expressed interest in understanding climate change implications.</p>	<p>Agriculture</p>	<ul style="list-style-type: none"> <li>• Targeted participatory planning process for Agricultural Sector in IDP (Agriculture Sector engagements)</li> <li>• Mainstream agriculture sector into municipal planning</li> <li>• Municipality should have a representative on the Agriculture Union</li> </ul>

### 7.4.13 BERGRIVIER MUNICIPALITY BIODIVERSITY REPORT (2010)

The Municipality is a member of Local Action for Biodiversity (LAB) Programme, which is run by ICLEI – Local Governments for Sustainability’s Global Biodiversity Centre, in partnership with International Union for Conservation of Nature (IUCN). The key objective of the LAB programme is to support municipalities to integrate biodiversity into all aspects of their local governance. The report provides a detailed assessment of the status quo of our biodiversity and biodiversity management in the Bergrivier Municipal Area. This document forms the basis for the LBSAP which is a practical plan to give effect to the Bergrivier Municipality Biodiversity Report. The objectives of the LBSAP are:

1. *“Full integration of biodiversity conservation into the institutional and planning frameworks, governance and regulatory processes and policies of Bergrivier Municipality.*
2. *Management, conservation and sustainable utilisation of Bergrivier Municipality’s aquatic and terrestrial biodiversity assets.*
3. *Community appreciation and active participation in the conservation of Bergrivier Municipality’s biodiversity.*
4. *Enhanced human well-being and poverty reduction through the mainstreaming of biodiversity conservation into the local economy.”*

The LBSAP identifies projects that will be implemented over a 10-year timeframe. Resource constraints have resulted in a re-prioritisation of projects with specific focus on the revision of the SDF, recycling, composting, awareness and the development of a botanical garden which will be on-going. The LBSAP projects are indicated in the table below:

**TABLE 71: OBJECTIVES, STRATEGIES AND PROJECTS OF THE LBSAP**

OBJECTIVES	STRATEGIES	PROJECTS		
		SHORT TERM PROJECTS	MEDIUM TERM PROJECTS	LONG TERM PROJECTS
1. Full integration of biodiversity conservation into the institutional and planning frameworks, governance and regulatory processes and policies of Bergrivier Municipality	1. Develop the capacity of Bergrivier Municipality to effectively manage its biodiversity and broader environmental issues	Create a position for an environmental manager /officer in the office of the municipal manager and fill the position with a suitable incumbent.	-	Repeat Biodiversity training and induction programme for Councillors, officials and ward committee members
		Biodiversity training and induction programme for Councillors, officials and ward committee members	-	-
	2. Integrate biodiversity considerations into municipal planning, policies and by-laws	Develop and implement a policy to guide development within critical biodiversity, critical ecological support and other natural areas	Develop a uniform LUMS for the Bergrivier Municipality	
		Rezone municipal critical biodiversity and critical ecological support areas	-	
		Develop and implement an urban greening policy /By-law	-	
		Develop and implement a green procurement policy	-	
		Develop and implement an Air Quality By-law	-	
		Revision of the SDF	-	

OBJECTIVES	STRATEGIES	PROJECTS		
		SHORT TERM PROJECTS	MEDIUM TERM PROJECTS	LONG TERM PROJECTS
2. Management, conservation and sustainable utilisation of Bergrivier Municipality's aquatic and terrestrial biodiversity assets	3. Eradicate alien and invasive species that are impacting negatively on Bergrivier Municipality's biodiversity	Development and implementation of an Invasive Species Monitoring, Control and Eradication Plan	On-going implementation of the Invasive Species Monitoring, Control and Eradication Plan	On-going implementation of the Invasive Species Monitoring, Control and Eradication Plan
	4. Conserve freshwater aquatic ecosystems through sustain-nable use and management of water resources	-	Urban rainwater harvesting	Urban rainwater harvesting continued
		-	Develop a water pollution risk reduction plan	-
	5. Reduce the impact of waste and pollution on biodiversity	-	Closure and rehabilitation of all unlicensed solid waste disposal sites	-
	6. Engage actively and implement measures to facilitate private conservation of Bergrivier's biodiversity	Revise the rates policy of the Municipality to encourage the conservation of biodiversity by private landowners	On-going revision of the Municipality's rates policy to encourage the conservation of biodiversity by private landowners	On-going revision of the Municipality's rates policy to encourage the conservation of biodiversity by private landowners
		-	Facilitate the conclusion of a stewardship agreement with the Moravian Church/Goedverwacht Community to care for the Platkloof River and its surrounds	-
	7. Clean and green urban areas to promote biodiversity	Piketberg Botanical Garden	Adopt a street tree campaign	On-going adopt a street tree campaign
		-	-	Garden competition



OBJECTIVES	STRATEGIES	PROJECTS		
		SHORT TERM PROJECTS	MEDIUM TERM PROJECTS	LONG TERM PROJECTS
3. Community appreciation and active participation in the conservation of Bergrivier Municipality's biodiversity	8. Create an awareness of the importance of conserving biodiversity through targeted awareness programmes	Develop and implement an annual awareness programme	On-going annual awareness programme	On-going annual awareness programme
4. Enhanced human well-being and poverty reduction through the mainstreaming of biodiversity conservation into the local economy	9. Facilitate international conservation status for the Berg Estuary through active participation on the BEMF	Actively participate in the activities of the BEMF and fulfil the municipality's role in the management, conservation and sustainable development of the Berg Estuary	On-going	On-going
	10. Link biodiversity conservation to job creation and entrepreneurship	-	Roll out of urban waste recycling project to all urban areas of the Municipality	On-going roll out of urban waste recycling project to all urban areas of the Municipality
		-	Coastal cleaning and beautification	Compost making project
		-	Clean Porterville stream	-

The Municipality also participates in the following:

- \* The Greater Cederberg Fire Protection Association (GCFPA) (Working on Fire): The aim of the GCFPA is to improve integrated fire management on the properties of the more than 400 members of the GCFPA, many of which are situated in critical biodiversity areas.
- \* Working for the Coast Programme
- \* which targets the conservation, upgrading and beautification of the coastal areas whilst creating jobs.
- \* The Municipality participates in the Greenest Municipality Competition and was awarded the Achiever Award for the Biodiversity Management, Coastal Management and Beautification category of the competition in the 2013/14 Competition.
- \* Municipal Coastal Committee (MCC): The Municipality attends the quarterly meetings presented at this platform and arranged by West Coast District Municipality (WCDM).
- \* The Berg Estuary Advisory Forum (BEAF): The Municipality attends the quarterly meetings presented at this platform relating to all matters of the Berg Estuary and surrounds.
- \* The Berg Estuary Advisory Forum and the Municipal Coastal Committee deals with the issues of the coastal management committee.
- \* Joint Municipal Air Quality Working Group: The Municipality attends the quarterly meetings presented at this platform and arranged by WCDM. This is a communication platform where all five local Municipalities under WCDM, communicates their air quality matters.

#### 7.4.14 LOCAL ECONOMIC DEVELOPMENT (LED) STRATEGY

A comprehensive Economic Development Strategy was approved by Council in 2021 and an Economic Recovery Plan due to Covid-19 was also developed and approved. Both strategies have been incorporated to ensure a single approved strategy.

The purpose of LED is to enhance economic growth to ensure an improvement in the quality of life for all its residents firstly and secondly to enhance the revenue of the municipality. It is a process where the public sector, business and non-governmental sector collectively apply focussed attention and energy to create an environment conducive for economic growth and employment generation and improve the sustainability of the local economy based on a local competitive and comparative economic profile.

One of the national perspectives for economic development is the distinction between the First Economy, the Second Economy and the Third Economy and as LED is a mechanism to reduce poverty systematically through all these 3 levels, clearly defined short term to long term interventions are required. It will also be critical to clearly identify the beneficiaries per strategy as the focus will necessarily have to be on all levels: from SMME development, enterprise development, a focus on ensuring that no retention on existing businesses occurs and to direct job creation.

The main objectives of the LED strategy are therefore:

- i. To provide a situational analysis of the economy of Bergrivier to serve as baseline information for the LED strategy;
- ii. To define and describe the institutional mechanism for implementation; and
- iii. To identify and describe potential short-term projects to commence with a process towards achieving the strategic objective of LED.

In working towards achieving the LED objectives, the following points of departure in the drafting of the strategy, include:

- i. It must be realistic and be able to manage expectations;
- ii. Stakeholders' participation must be by choice;
- iii. Over ambitious plans tend to result in LED losing credibility; and
- iv. The identified strategy and plans must be able to meet with available resources and capacity for implementation.

The initiatives for a LED Strategy led to the establishment of the Bergrivier Economic Development Forum. The BEDF is a collaborative platform between the municipality, corporative business sector and strategic shareholders. Several strategic partners have also been identified and relationships have deepened over the last few months. Since Covid, the BEDF has not met again, but the structure will be kept as a mechanism to collaborate with the economic sector.

Challenges with the LED Strategy remain an inability to implement it on a continuous basis due to a lack of capacity. For the purposes of the IDP, it is important to summarize again the competitive advantages and disadvantages of Bergrivier:

**TABLE 72: GENERAL COMPETITIVE ADVANTAGES AND DISADVANTAGES**

COMPETITIVE ADVANTAGES	COMPETITIVE DISADVANTAGES
<ul style="list-style-type: none"> <li>○ Agriculture</li> <li>○ Tourism which also contributes to retirement</li> <li>○ N7 feet and wheels is a major advantage that should be utilised to benefit the local economy.</li> <li>○ R27 (end of West Coast road) feet and wheels (Velddrif) is of major advantage.</li> <li>○ The local retail centre is growing fast.</li> <li>○ Bergrivier Municipality has a developmental mind set</li> </ul>	<ul style="list-style-type: none"> <li>○ Limited marketing of attractions</li> <li>○ Provincial roads are in an inadequate condition.</li> <li>○ Variation in quality of school education</li> <li>○ Limited skills and training, including business skills training.</li> <li>○ Limited activities for the youth</li> <li>○ Racism persists in many areas which implies a lack of social cohesion.</li> <li>○ Cases of gatekeeping in the private and public sector stifles/wastes opportunities for growth</li> <li>○ Limited affordable business property</li> <li>○ Limited investment in town beautification is required.</li> <li>○ Limited of rental housing</li> <li>○ Slow internet connectivity and weak cell phone reception in some areas</li> </ul>

- |  |  |
|--|--|
|  | <ul style="list-style-type: none"> <li>○ Difficulty of access to DTI grants are stifling business opportunities</li> </ul> |
|--|--|

The competitive advantages and disadvantages of specific sectors namely, Agriculture (and agro processing) and Tourism (inland and coastal) was also assessed.

**TABLE 73: COMPETITIVE ADVANTAGES AND DISADVANTAGES OF THE AGRICULTURE SECTOR AND AGRO PROCESSING**

COMPETITIVE ADVANTAGES	COMPETITIVE DISADVANTAGES
<ul style="list-style-type: none"> <li>○ Good quality crops in table grapes, wheat, rooibos, berries, fruits and other are yielded.</li> <li>○ Well established business for export markets exists (fruit farmers and cooling facilities)</li> <li>○ Farmers are well organised and up to date.</li> <li>○ Well-developed agro-processing ventures exist.</li> <li>○ New opportunities exist in rooibos cultivation and processing.</li> <li>○ There is space and water to expand higher value crops such as grapes and berries.</li> <li>○ Agri-tourism creates new opportunities and funding streams</li> </ul>	<ul style="list-style-type: none"> <li>○ High import tax on agriculture equipment and machinery (to be confirmed)</li> <li>○ Trend of reduction in farmers due to economies of scale.</li> <li>○ Agro processing does not create room for small &amp; emerging players.</li> <li>○ Over spraying of pesticides may have negative environmental impact and economic consequences</li> </ul>

**TABLE 74: COMPETITIVE ADVANTAGES AND DISADVANTAGES OF THE TOURISM SECTOR**

COMPETITIVE ADVANTAGES	COMPETITIVE DISADVANTAGES
<b>INLAND</b>	
<ul style="list-style-type: none"> <li>○ Numerous natural resources and attractions creating things to do – 22 waterfalls, Beaverlac, mountain biking, hiking, 4X4.s</li> <li>○ Beautiful landscapes and vistas which change over seasons.</li> <li>○ Roads allow for access to top of mountains.</li> <li>○ World class paragliding – multi-site venue</li> <li>○ Safe and affordable quality of life for retirement community – access to hospitals</li> <li>○ Potential for wedding tourism</li> <li>○ Multiple heritage sites</li> <li>○ Experience the country life only 1.5 hours from Cape Town with agro processing (breweries, wineries, farmers markets)</li> <li>○ Eco-tourism – Berg estuary, Verlorenvlei, Rocher Pan</li> <li>○ Bo-Berg farm experience</li> </ul>	<ul style="list-style-type: none"> <li>○ Room for improved strategy around marketing the tourism sector</li> <li>○ Very little cross marketing and sharing of things to do.</li> <li>○ Anchor attractions need upgrading and better facilities for the public.</li> <li>○ Signage inadequate and delayed by red tape – treasures are hidden from by-passers.</li> <li>○ Society still divided by race.</li> <li>○ Unnecessary petty rivalry in tourism and amongst businesses</li> <li>○ Short-term thinking about tourism, e.g., farmers not opening farms for cycling routes.</li> <li>○ More public information</li> <li>○ Not yet targeting the mountain biking market</li> <li>○ Need stronger focus on preserving what we have in Bergrivier</li> </ul>
<b>COASTAL</b>	
<ul style="list-style-type: none"> <li>○ Authentic fishing village experience</li> <li>○ Safe and affordable quality of life</li> <li>○ Good for retirement, with hospital proximity</li> <li>○ Variety of birds and opportunities for photography</li> </ul>	<ul style="list-style-type: none"> <li>○ Room for improved strategy around marketing the tourism sector – very little cross marketing and sharing of things to do.</li> </ul>

<ul style="list-style-type: none"> <li>○ Good, safe beach at Dwarskersbos – shallow and small waves</li> <li>○ Numerous heritage assets</li> <li>○ Wedding tourism potential</li> <li>○ Niche sailing market.</li> <li>○ Housing rental opportunities – empty holiday houses for IDZ staff in Saldanha</li> </ul>	<ul style="list-style-type: none"> <li>○ Anchor attractions need upgrading and better facilities for the public.</li> <li>○ Limited signage – treasures hidden from passers by</li> <li>○ Poor customer service in retail and service sector</li> <li>○ Poor attitude towards tourism within pockets of the community</li> <li>○ Limited skills to unlock value in the area</li> </ul>
---	--

#### 7.4.15 SECTOR PLANS AND FRAMEWORKS IN THE DEPARTMENT ADMINISTRATIVE SERVICES

##### ● INFORMATION AND COMMUNICATION TECHNOLOGY

ICT plays a vital role in the acceleration of the flow of information and knowledge between local government and citizens. The same can be said with regards to the promotion of the effective and efficient interaction between local government and citizens. It is for this reason that ICT within the municipal context has enjoyed great interest from Management. It has matured from being operational focused to enhancing Service delivery through various platforms. The greater attention is evident from the governance of ICT to the policies and applications that are in operation.

Some of the goals of IT include:

- Ensure stakeholder value of business: This is to ensure that municipal systems are aligned with ICT Strategy and or is aligned to the IDP.
- Managed Business risk (safeguarding of assets including information). Provide security of information, processing infrastructure and applications
- Ensure compliance with external laws and internal policies.
- Create a customer-orientated service culture. Ensuring adequate use of applications, information and technology to enable service delivery using ICT.

Both the enabling of participatory governance as well as the interpretation of large amounts of collected data require the existence and development of an extensive, robust and scalable ICT infrastructure. Bergrivier Municipality is committed to embrace the Fourth Industrial Revolution (4IR) to drive innovation and efficiency. Through the integration of cutting-edge technologies such as artificial intelligence, Internet of Things (IoT), and big data analytics, the aim is to transform operations and enhance service delivery. The focus on smart initiatives aligns with this vision, leveraging ICT to create interconnected urban ecosystems that optimize resource utilization, improve citizen engagement, and foster sustainable development. Through strategic sector plans and frameworks, the municipality will be able to harness the power of 4IR to revolutionize administrative processes, streamline communication channels, and empower the workforce to adapt to the digital age effectively. This holistic approach ensures that the relevant department remains at the forefront of innovation, paving the way for a smarter, more responsive, and resilient administrative landscape in general.

The complete sector plan for ICT is available electronically.

- **RECORDS AND ARCHIVES**

Records Management is a process of ensuring the proper creation, maintenance, use and disposal of records to achieve efficient, transparent and accountable governance. Sound records management is a collective responsibility which all staff members have an equal obligation to maintain.

Records management can only be effective and efficient if:

- Records are considered a business process designed to support business objectives;
- Records are considered a resource and are utilised fully and cost effectively to realise business objectives;
- A record management culture is created and maintained which will facilitate efficient and timely decision making.
- All users are aware of the policies, procedures and tools for managing records. The full co-operation of users is necessary to file documents into the filing system and to protect records against loss and damage.
- Update website information.
- During 2020 the Auditor-General South Africa (AGSA) in conjunction with the South African Local Government Association (SALGA) developed the Local Government Records Management Toolkit. The Toolkit is intended to provide guidance to municipalities on the understanding of Records Management in order to ensure transparency, good governance, accountability, business continuity and service delivery in local government. The publication aims to assist Municipalities to maintain, manage and use records in line with sound records management principles. The Toolkit was developed with the tools and support of the National Archives and Records Services of South Africa. (<http://www.nationalarchives.gov.za>).

By implementing smart record keeping systems, the municipality ensures integrity, authenticity and accessibility of information assets, while also enhancing efficiency and reducing operational costs. The smart vision extends to records management. Leveraging advanced technologies such as cloud computing, the aim is to revolutionize how records are created, stored and accessed within the municipal context and subject to legislative requirements. Smart record-keeping systems will enable the municipality to integrate ICT solutions in order to create seamless, transparent and interoperable processes across directorates. Through the utilization of strategic sector plans and frameworks, the municipality is forging a path towards a digitally-enabled records ecosystem, where data-driven insights drive decision-making and innovation thrives. This comprehensive approach not only modernizes administrative practices but also lays the foundation for a sustainable and future-proof records management infrastructure.

- **COMMITTEE AND SECRETARIAL SERVICES**

Several structured and scheduled meetings take place during every financial year and include:

- **COUNCIL MEETINGS**

- Section 37(c) of the Municipal Structures Act requires Municipal Councils to meet quarterly (minimum of 4 meetings), but the Bergrivier Municipal Council meet almost monthly (ordinary and special) during the year.
- The absenteeism of Councillors is reported to the Speaker monthly by the Manager: Administration
- The Speaker is the Chairperson of the Council enforcing the Code of Conduct for Councillors.
- **EXECUTIVE MAYORAL COMMITTEE MEETINGS**
  - The Mayoral Committee meets twice a month (Ordinary and Special). All reports required in terms of legislation are submitted timeously.
  - The Executive Mayoral Committee function within the delegated powers of council.
- **PORTFOLIO COMMITTEE MEETINGS**
  - Portfolio Committees appointed in terms of Section 79 & 80 of the Municipal Structures Act, 1998, (Act 117 of 1998) are Corporate – and Economic Development, (Sections 79), Community, Financial and Technical (Section 80) Services Portfolio Committees, which are chaired by the Deputy Mayor and members of the Mayoral Committee.
  - The remaining members of these Committees comprise of other Councillors.
  - Portfolio Committees have no powers and may only make recommendations to the Mayoral Committee.
  - Portfolio Committees meet once a month for at least 11 months of the year.
- **AD-HOC COMMITTEE MEETINGS**
  - Performance and Audit Committee meets quarterly.
  - Risk Management Committee meets quarterly.
  - Municipal Public Accounts Committee meet twice a year.

As the municipality embraces smart initiatives, the aim is to integrate ICT solutions with a view to create agile and responsive committee structures, capable of adapting to dynamic challenges and opportunities. The municipality is acutely aware of the need to forge a path towards a digitally driven committee and secretarial landscape, where technology empowers effective governance and stakeholder engagement. This holistic approach not only modernizes administrative practices but also fosters a culture of innovation and excellence in service delivery.

- **LABOUR FORUM MEETINGS**
  - Labour Forum Committee meets every second month irrespectively whether formal or informal meetings.
  - Training Committee meets every second month irrespective whether formal or informal meetings.
  - Occupational and Health Committee meets every second month irrespective whether formal or informal meetings.
- **SENIOR MANAGEMENT MEETINGS**

- Formal Senior Management Meetings take place bi-weekly and is chaired by the Municipal Manager with the Directors.
- Informal meetings are held every two weeks.

## **COMPILATION/DISTRIBUTION OF AGENDAS AND MINUTES OF ALL COUNCIL MEETINGS**

### **AGENDAS**

All the agendas for all council meetings (including committee meetings) are generated electronically and distributed to the Councillors and members not less than three days prior to the scheduled meeting.

### **MINUTES**

- Minutes are distributed electronically at least within 7 days after each meeting.
- All approved Council and Mayoral Committee minutes are signed by the chairperson and placed on the municipal website.

### **NOTICES OF ORDINARY AND SPECIAL COUNCIL MEETINGS**

Notices in terms of Section 19 of the Local Government: Municipal Systems Act, Act 32 of 2000 of Council meetings (Ordinary/Special) are advertised in the printed media as well as on the municipal website at least 7 days prior to all meetings.

## **7.4.16 SECTOR PLANS AND FRAMEWORKS IN THE DEPARTMENT HUMAN RESOURCE MANAGEMENT**

### **THE EMPLOYMENT EQUITY PLAN**

The Employment Equity Act, 1998, (Act 55 of 1998) requires the Municipality to develop an Employment Equity Plan. The Employment Equity Plan must comply with the requirements set out in section 20 (1) of the Act. The Employment Equity Act (EEA) makes it compulsory for designated employers to implement affirmative action (AA). The Municipality is a designated employer and is therefore required to employ, train and retain the services of employees belonging to designated previously disadvantaged population groups.

The objectives of the Employment Equity Plan are to:

- “Promote equal opportunity and fair treatment in employment through the elimination of unfair discrimination;*
- Promoting diversity and respect for all employees;*
- Identify training and development needs, and to develop and encourage skills development for all our staff in keeping with functional and strategic requirements;*
- Make a positive contribution to the affirmation of historically disadvantaged individuals in a meaningful and constructive manner; and*
- Achieving equitable representation of all demographic groups at all levels and in all categories of the workforce as ultimate tangible objective.”*



The Municipality's goal is to achieve a workforce profile that is broadly representative of the Western Cape people by the end of October 2024, and this is done through the setting of numerical goals. The following table sets out the Municipality's Employment Equity goals:

**TABLE 75: NUMERICAL GOALS OF THE EMPLOYMENT EQUITY PLAN**

OCCUPATIONAL LEVELS	MALE				FEMALE				TOTAL
	A	C	I	W	A	C	I	W	
EAP WEST COAST <sup>1</sup>	9.9%	36.4%	0,3%	10.5%	5.5%	29.5%	0,2%	7,7%	100%
WFP June 2019 <sup>2</sup>	3.6%	55.1%	0%	7.3%	1.8%	26.5%	0%	5.7%	
Actual WFP JUN 2019 (A)	14	212	0	28	7	102	0	22	385
Target WFP (B)	38	140	1	40	21	114	1	30	385
EE Differential (A-B)	24	-72	1	12	14	12	1	8	0
Goals Oct 2019	19	198	0	30	10	104	0	24	385
Goals Oct 2020	24	183	0	33	13	107	0	25	385
Goals Oct 2021	28	169	1	35	15	109	1	27	385
Goals Oct 2022	33	155	1	38	18	111	1	28	385
Goals Oct 2023	38	140	1	40	21	114	1	30	385
WFP OCT 2024	38	140	1	40	21	114	1	30	385
OL Target 2024	9.87%	36.37%	0.26%	10.39%	5.45%	29.61%	0.26%	7.79%	100%

Economic Active Profile - Quarterly Labour Force Survey published by Statistics South Africa <sup>2</sup> Workforce Profile

OCCUPATIONAL LEVELS	MALE				FEMALE				TOTAL
	A	C	I	W	A	C	I	W	
<b>Top Management</b>									
Current Profile	0.0%	40.0%	0.0%	40.0%	0.0%	0.0%	0.0%	20.0%	100%
Actual WFP Jun 2019	0	2	0	2	0	0	0	1	5
EE Plan Term Differential	1	0	0	-1	0	1	0	-1	0
Desired Representation	1	2	0	1	0	1	0	0	5
Goals Oct 2019	0	2	0	2	0	0	0	1	5
Goals Oct 2020	0	2	0	1	0	1	0	1	5

OCCUPATIONAL LEVELS	MALE				FEMALE				TOTAL
	A	C	I	W	A	C	I	W	
Goals Oct 2021	0	2	0	1	0	1	0	1	5
Goals Oct 2022	0	2	0	1	0	1	0	1	5
Goals Oct 2023	1	2	0	1	0	1	0	0	5
OL Target 2024	21.57%	35.71%	0.29%	10.30%	5.40%	28.94%	0,20%	-2.41%	100%
<b>Senior management</b>									
Current Profile	0.0%	36.36%	0.0%	45.46%	0.0%	0.0%	0.0%	18.18%	100%
Actual WFP Jun 2019	0	4	0	5	0	0	0	2	11
EE Plan Term Differential	1	0	0	-4	1	3	0	-1	0
Desired Representation	1	4	0	1	1	3	0	1	11
Goals Oct 2019	0	4	0	4	0	1	0	2	11
Goals Oct 2020	0	4	0	3	0	1	0	2	11
Goals Oct 2021	1	4	0	3	0	2	0	1	11
Goals Oct 2022	1	4	0	2	0	3	0	1	11
Goals Oct 2023	1	4	0	1	1	3	0	1	11
OL Target 2024	9.90%	36.40%	0.30%	10.50%	5.50%	29.50%	0.20%	7.70%	100%

OCCUPATIONAL LEVELS	MALE				FEMALE				TOTAL
	A	C	I	W	A	C	I	W	
<b>Professionally qualified and experienced specialists and mid-management</b>									
Current Profile	4.3%	52.20%	0.0%	26.10%	0.0%	8.7%	0.0%	8.7%	100%
Actual WFP Jun 2019	1	12	0	6	0	2	0	2	23
EE Plan Term Differential	1	-4	0	-3	1	5	0	0	0
Desired Representation	2	8	0	3	1	7	0	2	23
Goals Oct 2019	1	11	0	5	1	3	0	2	23
Goals Oct 2020	1	10	0	5	1	4	0	2	23
Goals Oct 2021	2	9	0	4	1	5	0	2	23

OCCUPATIONAL LEVELS	MALE				FEMALE				TOTAL
	A	C	I	W	A	C	I	W	
Goals Oct 2022	2	9	0	3	1	6	0	2	23
Goals Oct 2023	2	8	0	3	1	7	0	2	23
OL Target 2024	9.90%	36.40%	0.30%	10.50%	5.50%	29.50%	0.20%	7.70%	100%
<b>Skilled technical and academically qualified workers, junior management, supervisors, foremen, and superintendents</b>									
Current Profile	1.6%	42.3%	0.0%	7.3%	1.6%	35.0%	0.0%	12.2%	100%
Actual WFP Jun 2019	2	52	0	9	2	43	0	15	123
EE Plan Term Differential	10	-7	0	4	5	-7	0	-5	0
Desired Representation	12	45	0	13	7	36	0	10	123
Goals Oct 2019	4	50	0	10	3	42	0	14	123
Goals Oct 2020	6	49	0	11	4	40	0	13	123
Goals Oct 2021	8	48	0	11	5	39	0	12	123
Goals Oct 2022	10	46	0	12	6	38	0	11	123
Goals Oct 2023	12	45	0	13	7	36	0	10	123
OL Target 2024	9.90%	36.40%	0.30%	10.50%	5.50%	29.50%	0.20%	7.70%	100%
<b>Semi-skilled and discretionary decision making</b>									
Current Profile	4.9%	66.1%	0.0%	4.2%	2.4%	21.2%	0.0%	1.2%	100%
Actual WFP Jun 2019	8	109	0	7	4	35	0	2	165
EE Plan Term Differential	8	-49	1	10	4	14	1	11	0
Desired Representation	16	60	1	17	9	49	1	12	165
Goals Oct 2019	10	99	0	9	5	38	0	4	165
Goals Oct 2020	11	90	0	11	6	41	0	6	165
Goals Oct 2021	13	80	0	13	7	43	0	9	165
Goals Oct 2022	15	70	0	16	7	46	0	11	165
Goals Oct 2023	16	60	1	17	8	49	1	13	165
OL Target 2024	9.96%	36.64%	0.30%	10.57%	4.88%	29.69%	0.20%	7.75%	100%

OCCUPATIONAL LEVELS	MALE				FEMALE				TOTAL
	A	C	I	W	A	C	I	W	
<b>Unskilled and defined decision making</b>									
Current Profile	5.2%	56.9%	0.0%	0.0%	1.7%	36.2%	0.0%	0.0%	100%
Actual WFP Jun 2019	3	33	0	0	1	21	0	0	58
EE Plan Term Differential	3	-12	0	6	2	-4	0	5	0
Desired Representation	6	21	0	6	3	17	0	5	58
Goals Oct 2019	4	31	0	1	1	20	0	1	58
Goals Oct 2020	4	28	0	3	2	19	0	2	58
Goals Oct 2021	5	25	0	4	2	19	0	3	58
Goals Oct 2022	5	23	0	5	3	18	0	4	58
Goals Oct 2023	6	21	0	6	3	17	0	5	58
OL Target 2024	9.90%	36.40%	0.30%	10.50%	5.50%	29.50%	0.20%	7.70%	100%

The complete Employment Equity Sector Plan is available as electronically.

### THE WORKPLACE SKILLS PLAN

To empower its employees and enhance its human capital, the Municipality provides various learning and development opportunities for employees and councillors. The Municipality develops a Workplace Skills Plan (WSP) annually and the plan with implementation reports are annually submitted to the Local Government SETA.

The Training Committee is functional, and the municipality participates in the shared training programmes that are facilitated across the District. The municipality annually provides for bursaries for employees and also participates in the Provincial Treasury Capacity Building programme. The complete Workplace Skills Plan is available electronically.

### HUMAN RESOURCES STRATEGY AND IMPLEMENTATION PLAN

The Human Resources Management and Development Strategy is a multi-year strategy for achieving the desired state of people management across all departments in the organisation. It is understood that this is a “starting point” from which the Strategy will grow and change over time as priorities and context shift during the evolution of the organisation, the sector and the broadly the socio economic, political, and technological ways of doing things.

The benefits of such a strategy in the organisation is positioning it to:

- Become "proactive" versus "reactive". Filling in of critical talent management needs and address the organisations and sector changes promptly;
- Identify essential skills to be developed in all employees, and minimize training costs by focusing on key development areas;
- Improve the recruiting process by identifying high-quality candidates using job descriptions based upon the expertise of the high performing employees holding uniquely valued organisation or sector competencies; and
- Align Individual Goals with Organisational Strategy.

In essence, the aim of this Human Resource Strategy is to deliver a culture and working environment which values:

- High performance;
- Fairness of treatment;
- Respect for diversity and difference;
- Excellence in leadership, management and supervision;
- Innovation, creativity and adaptability to changing circumstances;
- Teamwork;
- Effective and meaningful employee engagement and involvement;
- Responsiveness to diverse needs of our communities and customers, internal and external in a professional and appropriate manner;
- Municipal learning and development through the giving and receiving of constructive feedback;
- Image building through service excellence; and
- Optimally utilizes its human resources.

The complete Human Resources Strategy & Implementation Plan is available electronically.

#### 7.4.17 PROGRAMMES, SYSTEMS AND BY-LAWS

The Municipality also has several programmes, systems and by-laws in place namely:

##### **INTEGRATED MUNICIPAL INFORMATION SYSTEM**

Bergrivier Municipality identified the need for an integrated document and records management system that supports the medium to long term information needs of the municipality. The system officially came into

operation on 1 June 2013 and assists the Municipality to manage its documents, agendas and minutes, calendars, contracts. The System also has a Customer Care Module for the management of complaints.

## **COMMUNICATION**

The Municipality has a Communication Section mandated to manage and co-ordinate the communication of the strategic vision, mission, values, organisational culture and being of Bergrivier Municipality with and to all stakeholders, networks, officials, councillors and to create and design all material linked to it.

This section, which falls under the Office of the Municipal Manager, has a Head: Communications who reports directly to the Municipal Manager. The Communication Section is responsible for the following:

- i. managing the public relations and media liaison functions;
- ii. manage all internal and external promotional and marketing related communication;
- iii. manage the official Facebook Page and Public WhatsApp Groups of Bergrivier Municipality;
- iv. manage the Corporate Wear Initiative within the Municipality;
- v. Taking photographs and doing videography;
- vi. manage all the TV Screens at the Reception Desks in the different Municipal Offices by ensuring that they are updated on a quarterly basis with relevant content;
- vii. manage all design work for the Municipality;
- viii. drafting and updating of the Communications Policy and Social Media Policy; and
- ix. managing all communication projects.

The Communications Unit regularly engages with the media (especially local media) to generate and maintain a positive image of the Municipality in the public space, by drafting municipal content for publication in local newspapers/ and online platforms. The Municipality publishes a quarterly external newsletter titled “Bergrivier Bulletin” to keep residents abreast with all the latest Municipal news. This is a digital newsletter which gets issued via the Municipality’s official communication platforms.

Bergrivier Municipality also has its own website [www.bergmun.org.za](http://www.bergmun.org.za) which is used to place all tenders, formal quotations, vacancies, notices, and all other important documents for public viewing. The Municipality’s Communication Unit manages the Municipality’s official Facebook Page titled “Bergrivier Bulletin”, whereby social media campaigns are run on this platform to inform, educate, and engage with residents regarding various municipal and community matters. The TV Screens at all municipal reception desks in the various towns within the Bergrivier Municipal Area are updated by the Communications Unit with the latest content for the public to take note of. This is an ideal method to keep residents who visit any municipal office informed of the organisation’s activities via a slideshow of important and interesting quarterly events.

## **PERFORMANCE MANAGEMENT**

Performance Management is done in terms of the Performance Management Policy approved on 26 June 2019 and is currently in the process of review. The Performance Management System is an internet-based system

that uses the approved Service Delivery Budget Implementation Plan (SDBIP) as its basis. The SDBIP is a layered plan comprising a Top Layer SDBIP and Departmental SDBIPs. The Top Layer SDBIP is developed following the approval of the budget and comprises quarterly high-level service delivery targets. Performance reporting on the top layer SDBIP is done to the Mayoral Committee and Council on a quarterly, half yearly (Mid-year Budget and Performance Assessment Report) and annual basis (Annual Report). These performance reports are made available on our website.

### COMPLIANCE MANAGEMENT

Compliance is managed through an internet-based compliance management system Eunomia, which was implemented in July 2013. Reports on compliance are submitted to the Performance and Audit Committee on a quarterly basis.

### MUNICIPAL BY-LAWS

The following table indicates the status of the Municipality's by-laws.

By-Laws can be accessed at: <https://bergrivier.openbylaws.org.za>

**TABLE 76: STATUS OF MUNICIPAL BY-LAWS**

ADOPTED
1. Advertising and signage (2013)
2. Air Quality (2020)
3. Cemeteries and crematoria (2009)
4. Commonage (2009)
5. Control of Undertakings that Sell Liquor to the Public (2018)
6. By-law relating to the Berg River Estuary (2023)
7. Credit control, tariffs and debt collection (2009)
8. Dilapidated Buildings and Unsightly and Objectionable Structures (Piketberg Municipal Council)(1998)
9. Electricity supply (2009)
10. Fences and walls (2009)
11. Fire Safety (2016)
12. Impoundment of animals (2009)
13. Informal Trading (2009)
14. Integrated Waste Management (2022)
15. Integrated Zoning Scheme (2016)
16. Keeping of Bees (Municipal Council of Piketberg)(1998)
17. Levying of an Availability Charge for Sewerage (Municipal Council of Velddrif)(1994)
18. Management and Use of the Berg River Estuary (2019)
19. Municipal Land Use Planning (2020)
20. Property Rates (2012)

21. Public Amenities (2009)
22. Public Buses and Taxis (2009)
23. Public Nuisances and the Keeping of Animals (2022)
24. Roads and Streets (2009)
25. Rules of Order for the Conduct of Meetings of Council (2018)
26. Shop Trolleys (Municipal Council of Piketberg)(1998)
27. Sporting Facilities (2009)
28. Stormwater Management (2009)
29. Swimming Bath (Municipal Council of Piketberg)(1998)
30. Vessels, Trailers, Boats, or any Towing or Sailing Equipment on Vacant Land (Piketberg Municipal Council)(1998)
31. Water, Supply, Sanitation Services and Industrial Effluent (2009)



## CHAPTER 8: MUNICIPAL PROGRAMMES LINKED TO THE STRATEGIC GOALS AND STRATEGIC OBJECTIVES



**Paragliding: A popular sport in Porterville**  
Photographer unknown: Photo provided.

## 8.1 INTRODUCTION

The municipality as the enabler and facilitator of the Integrated Development Plan needs to plan programmes and projects for the period 2022 – 2026. These plans must be linked to the strategic goals and objectives as outlined in Chapter 2 and must ensure that the identified goals and objectives are being reached. These programmes/projects can at the time of drafting the IDP either be funded or unfunded but needs to be incorporated into the IDP to ensure that the planning process is complete. Funding for the unfunded programmes/projects necessarily needs to be sourced.

This chapter is an overview of the focus areas per directorate linked to the identified strategic goals and strategic objectives. The purpose of this chapter is therefore to give an overview of the intended programmes for the period 2022 – 2027.

## 8.2 PROGRAMMES AND PROJECTS LINKED TO STRATEGIC GOALS AND OBJECTIVES

The strategic goals and objectives for the IDP of the 5<sup>th</sup> Council of Bergrivier Municipality have been redrafted as to ensure a more focussed approach and to enhance integrated planning and development within the organisation as well as with other spheres of Government. The table below provides an overview of the goals and strategic objectives. The alignment of the Municipality's strategic goals and objectives to the National and Provincial planning framework will be demonstrated in Chapter 3.

The following are the strategic goals and objectives of Bergrivier Municipality.

STRATEGIC GOALS	STRATEGIC OBJECTIVES
Strategic Goal 1 Strengthen financial sustainability	1.1 Budget strategically
	1.2 Entrench the Long-Term Financial Plan in the planning, implementation and management of the organisation
	1.3 Diversify revenue and ensure value for money services.
	1.4 Ensure sustainable financial risk and asset management
	1.5 Diversify by sourcing grant funding to support projects, programmes and initiatives of Council
	1.6 Ensure transparency in financial management by ensuring that all financial records are accurate, reliable and timely.
Strategic Goal 2 Ensure good governance	2.1 Create an efficient, effective, economic and accountable administration.
	2.2 Provide a transparent and corruption free municipality
	2.3 Accountable leadership supported by professional and skilled administration
	2.4 Communicate effectively with the public
	2.5 A Customer centred approach to everything we do
Strategic Goal 3 Sustainable service delivery	3.1 Develop and provide bulk infrastructure within the climate change risks
	3.2 Maintain existing bulk infrastructure and services
	3.3 Develop, manage and regulate the built environment
	3.4 Source alternative sources of energy in the context of national electricity provision
	3.5 Conserve and manage the natural environment and mitigate the impacts of climate change
Strategic Goal 4	4.1 To improve the regulatory environment for ease of doing business
	4.2 Promote tourism

Facilitate an enabling environment for a diversified economy and growth to alleviate poverty	4.3 Alleviate poverty through job creation in municipal driven projects and programmes
	4.4 Ensure all policies and systems in Bergrivier Municipality support poverty alleviation
	4.5 Attract investment through catalytic infrastructure
Strategic Goal 5 Empowering people through innovation	5.1 Promote healthy lifestyles through the provision of sport, recreational and other facilities and opportunities
	5.2 Promote continued partnerships for youth development
	5.3 Promote a safe environment for all who live in Bergrivier Municipal Area
	5.4 Develop a Master Plan for “Smart Cities” in Bergrivier Municipal Area

The following is an in-depth discussion on the planned functions and activities aligned with the strategic goals and - objectives:

## 8.2.1 STRATEGIC GOAL 1: STRENGTHEN FINANCIAL SUSTAINABILITY.

### 8.2.1.1 STRATEGIC OBJECTIVE 1: BUDGET STRATEGICALLY

#### INTRODUCTION

The Municipality's ability to render quality services is inextricably linked to its financial viability. Revenue is derived from three sources, namely: property rates, municipal service charges and government grants and subsidies. Property rates are payable by all property owners within the Municipal Area and service charges are payable by all consumers of services such as water, electricity and refuse removal. This source of revenue funds the bulk of the Municipality's operational costs and we are thus dependent on the consumer fulfilling their obligations if we are to provide value for money services.

#### CHALLENGES

##### i. Indigent households

Poverty is impacting on a municipality's financial viability and manifests in a high number of indigent households who qualify for indigent support. This is being exacerbated by increased migration into the area as evidenced by the increase in population statistics as well as the effect of the failing state (for example Eskom) on the economic growth in SA and thereby making the poor even poorer.

##### ii. An inadequate and declining revenue base

Existing sources of revenue are no longer adequate to financially sustain the Municipality. The Municipality has a narrow rate base but cannot consider excessive increases on rates and service fees as the ability of many of consumers to pay their accounts is already severely impaired by the declining economy.

##### iii. Unfunded mandates

The Municipality performs several functions that are not core municipal functions for which the municipality are not subsidised or only partially subsidised for example housing, vehicle licencing and libraries. These services place additional pressure on the already inadequate and declining rates base but are essential to the community.

##### iv. Infrastructure and bulk service backlogs

Bulk service and service infrastructure is exceeding design capacity and the inability to provide sufficient bulk capacity makes the municipality unable to respond to development opportunities. Furthermore, ageing infrastructure is becoming increasingly fragile and costly to replace.

##### v. The cost of compliance

Compliance, although essential, comes at a substantial cost to the Municipality in terms of man hours and systems. All Municipalities have the same compliance obligations irrespective of the size of the Municipality

and this is particularly challenging to smaller Municipalities such as Bergrivier who have limited personnel. Compliance will be addressed under Strategic Objective 3.

vi. **Municipal Standard Chart of Accounts (mSCOA)**

National Treasury introduced the mSCOA project during the past years. This reform is seen as the biggest reform in local government since the implementation of the MFMA since 2004. All municipalities had to be mSCOA compliant from 1 July 2017.

**DEVELOPMENT PRIORITIES**

i. **Sound Financial Management**

- The Municipality has sound financial management policies and procedures which it implements judiciously, and high priority is placed on financial compliance. These measures will be continued and include:
  - The annual review of financial policies as required by the MFMA;
  - The annual review of assessment rates and service tariffs;
  - The implementation of stringent credit control measures;
  - Greater emphasis on revenue enhancement; and
  - The implementation of General Recognised Accounting Practices (GRAP).

ii. **Expenditure/ Supply Chain Management / Assets**

- The SCM unit needs to be fully developed and resourced to improve on procurement. Standard operating procedures have been implemented and this has proved to be effective. A centralized order system was put in place from 1 July 2013 and the electronic management of this system is the next step;
- Improved expenditure management, especially expenditure on consultants. An expenditure control and cost saving intervention plan has already been adopted by the Finance Portfolio Committee and this will continue to be implemented over the IDP cycle, and
- The SCM Unit which is also responsible for asset management has been centralised at the Municipality's main office in Piketberg.

iii. **Financial sustainability (Income / Debtors / Credit Control / Enquiries)**

- ⊖ The identification and application for alternate revenue sources and continuous efforts will be made to identify alternate revenue sources through IGR structures as well as other avenues;
- Stringent credit control measures and application of the credit control policy;
- Improving debtor management, especially alternative measures to collect overdue accounts. Debtor Management is a risk in terms of the Risk Register;
- Improving the management of water and electricity losses;
- The review of the indigent register to ensure that all indigents qualify for their indigent grant and expansion of the indigent grant programme to qualifying indigents. The increase in population could have a significant effect on the number of indigents;

- Improving debtor management, especially alternative measures to collect overdue accounts; and
- The development of a long-term financial plan.

**iv. Budget / Reporting / Financial Statements**

- Improved financial reporting as required by Legislation and National and Provincial Treasury Guidelines.

**v. Systems / Property Valuation and Rates**

- Municipal property rates are one of our most important sources of income and it is imperative that the rates be based on credible valuations which are undertaken in terms of the Local Government: Municipal Property Rates Act. A General valuation was done during 2022/23. Two supplementary valuations will be done each year over the remainder of the IDP cycle; and
- Implementation of SCOA.

**TABLE 77: MUNICIPAL FINANCE OPERATIONAL ACTIVITY PLAN**

<b>FINANCE</b>	<b>Sum of Final Budget 24/25</b>	<b>Sum of Final Budget 25/26</b>	<b>Sum of Final Budget 26/27</b>
Furniture , Equipment - Finance	50,000.00	-	-
Upgrade SCM Stores	650,000.00	-	-
	<b>700,000.00</b>	-	-

The full capital program is contained in Chapter 10.

*8.2.1.2 STRATEGIC OBJECTIVE 2: ENTRENCH THE LONG-TERM FINANCIAL PLAN IN THE PLANNING, IMPLEMENTATION AND MANAGEMENT OF THE ORGANISATION.*

**INTRODUCTION**

Long term financial planning is a prerequisite for strategic financial sustainability and has to be the cornerstone of the Municipality's MTREF. A long-term financial plan over a 10-year horizon provides a strategic road map to Council. The objective of a Long-Term Financial Plan is to recommend strategies and policies that will maximise the probability of the municipality's financial sustainability into the future. This is achieved by forecasting future cash flows and affordable capital expenditure based on the municipality's historic performance and the environment in which it operates.

**CHALLENGES**

The Bergrivier Municipality is consistently being challenged by external factors that may have an impact on the operations and strategic plans. It is therefore critical that the long-term financial plan be updated continuously to incorporate the changes to the IDP, Master Plans, Asset Register and the latest annual financial statements. The impact of loadshedding on the municipality's revenue raising ability must be assessed and our long-term financial plan must be adjusted to provide for even higher levels of loadshedding and hence lower electricity revenue, while expenditure on items such as security, diesel and overtime will increase.

## **DEVELOPMENT PRIORITIES**

The Municipality must tighten its credit control measures as this could provide liquidity required to cushion against the impact of loadshedding and resultant loss of revenue. It is also imperative that the revenue section utilise technology to improve revenue collection and to complete the revenue enhancement project.

### *8.2.1.3 STRATEGIC OBJECTIVE 3: DIVERSIFY REVENUE AND ENSURE VALUE FOR MONEY SERVICES.*

## **INTRODUCTION**

Municipal revenue is derived from property rates, service charges, government grants and subsidies. We believe that the current fiscal model is outdated as it has become very clear for many years that the current fiscal model is unsustainable, and Municipalities are becoming less capable of delivering services to its residents. It is therefore critical to continue to, in conjunction with SALGA, CoGTA, Provincial Treasury and National Treasury, explore alternative revenue sources for Municipalities.

## **CHALLENGES**

As already highlighted above, the biggest challenge is the current outdated fiscal model which must be reviewed to keep track with the evolution of the system of local government in South Africa. Elsewhere in this chapter, we have already alluded to the fact that loadshedding will have a detrimental impact and will significantly reduce the municipality's revenue raising ability. This may hamper the ability of Bergrivier Municipality to deliver quality services and while every effort is being made to ensure sustainable service delivery, it is impossible to guarantee that no service disruptions will occur.

## **DEVELOPMENT PRIORITIES**

The Bergrivier Municipality will continue to lobby the various Inter Governmental Relations structures and advocate for an urgent review of the current fiscal model to prevent a total collapse of service delivery amongst all municipalities in the country. A greater focus and emphasis will be placed on data cleansing and revenue enhancement. In terms of the budget guidelines adopted by the Budget Steering Committee, our aim is to reduce the reliance on surpluses of electricity and to collect more revenue from property rates which provides better predictability and reliability of future revenue streams.

### *8.2.1.4 STRATEGIC OBJECTIVE 4: ENSURE SUSTAINABLE FINANCIAL RISK AND ASSET MANAGEMENT.*

## **INTRODUCTION**

Asset management supported by good policies and an organisational culture of optimal utilisation of assets and maintenance plans to prevent impairment of our assets and ensuring that assets are productive over the original assessed and intended useful lifespan of the assets, is a function of the entire municipality and in particular asset owners. Our municipality has recently done an asset management project in conjunction with the Development Bank of South Africa. One aspect that still require attention and funding is the management of stores and inventory. The main financial risk management strategies include risk avoidance, risk reduction,



risk transfer, and risk retention. Risk management is also an integral part of the municipality's internal strategy to ensure that its objectives are achieved.

## **CHALLENGES**

The municipality currently does not have a risk manager, and this is one of the critical positions to be considered for funding in the 2023/24 MTREF. The stores are currently under the management and supervision of the technical services while financial services are fulfilling the financial function. The aim is to move the stores function to Financial Services and to operate an electronic store with real time processing of financial information by 1 July 2024.

## **DEVELOPMENT PRIORITIES**

The 6 improvement projects proposed for Bergrivier Municipality are as follows:

1. Finalise the development of a comprehensive Asset Management Framework through the existing Asset Care Programme.
2. Improve long term asset planning and budgeting through the existing Asset Care Programme as driven through the Strategic Asset Management Plan (SAMP).
3. The formalisation of work management will ensure that maintenance is done in a predictable preventive way, rather than reacting to asset failures. For Bergrivier Municipality this should be implemented through an external appointment that includes some basic Asset Management system information management activities.
4. Enabling staff to drive improved asset management through a project to sustainably reduce critical vacancies and improve succession planning.
5. Undertake a revenue improvement project that will identify the challenges to financial sustainability of the Municipality focusing at a minimum on debt management, revenue collection and cost control.
6. Formalise information management through the development of an asset information strategy, development of asset information standards, confirmation of asset data and enabling the asset management systems.

*8.2.1.5 STRATEGIC OBJECTIVE 5: DIVERSIFY BY SOURCING GRANT FUNDING TO SUPPORT PROJECTS, PROGRAMMES AND INITIATIVES OF COUNCIL.*

## **INTRODUCTION**

### **Finance Department:**

Municipalities across the country are increasingly struggling to deliver services due to lack of revenue to finance the development of bulk services and infrastructure upgrades and maintenance. The effect of urbanisation further exacerbates the crisis. It is simply impossible to expect the ratepayers and consumers to pay for this backlogs and lack of bulk infrastructure which in turn stifles critical economic development.

It is the responsibility of all Directorates to source grant funding to support projects, programmes and initiatives of Council.

## **CHALLENGES**

The global macro-economic conditions are deteriorating, and the Russia-Ukraine war dampens market sentiment resulting in global economic decline, unemployment and increase in poverty levels. Countries across the world are still suffering and trying to recover from the devastating impact of the Covid-19 pandemic. The South African economic outlook has recently been articulated in the Minister's budget speech appears to worsen over the medium term and hence putting fiscal pressure on Government spending.

## **DEVELOPMENT PRIORITIES**

Since the Municipality's ability to generate own revenue is becoming increasingly under pressure, it is critical to approach Government (both SA and abroad) as well as public donors to provide financial support in the form of grants to fund our capital expenditure (most critical bulk services capacity and ageing infrastructure). The installation of smart water meters is a revenue generating project and old water meters should be replaced while the conventional type of water meters must be completely phased out. The replacement of water meters will also reduce water losses. We must however ensure that projects are bankable and implementation ready before approaching any external bodies for funding. It is also important to nurture and form partnerships with public bodies and institutions such as the DBSA to support our funding applications.

## **BUDGET (IF APPLICABLE)**

Grant funding of R175 000.00

## **Office of the Municipal Manager**

## **INTRODUCTION**

Strategic Services, in the Office of the Municipal Manager, has been appointed as the champion for the Small-Town Regeneration Programme in which Piketberg was chosen as one of 3 national pilot projects. The core of the STR Programme in Piketberg will be the approved Precinct Plan with 6 focus areas to regenerate the town and to ensure that Piketberg can have a regional impact. This can be achieved through permanent governmental services in the town (such as Department of Home Affairs, SARS, etc) and the establishment of a School of Skills to ensure that young people can have the skills required by the market.

## **CHALLENGES**

Some of the challenges with the implementation of the STR programme will include:

- Lack of capacity;
- Availability of funding; and
- Co-operation by all spheres of government to make the programme a success.

## **DEVELOPMENT PRIORITIES**

As the Precinct Plan for Piketberg is already approved and bankable, it will be important to prioritise the 6 focus areas. These development priorities will include:

- Establishment of office space for Department of Home Affairs, SASSA and SARS;
- Include in the structure a new modern library to further ensure spatial transformation in the town;
- Include in the structure a new tourism office to ensure that Piketberg can develop into the N7-Gateway;
- Establishment of the Pietie Fredericks Youth Centre as a centre of excellence for young people to become leaders, become ready for the requirements of the labour market, etc;
- Establishment of a School of Skills to develop artisan skills for and in the area; and
- Regeneration of roads, pavements, general beautification, etc.

#### **BUDGET (IF APPLICABLE)**

An estimated R 250 000 000.00 will have to be sourced to implement the totality of the Precinct Plan. It is accepted that this grant funding may be sourced over the medium- to long term.

**TABLE 78**

<b>Economic Development/Planning</b>	<b>Sum of Final Budget 24/25</b>	<b>Sum of Final Budget 25/26</b>	<b>Sum of Final Budget 26/27</b>
Furniture , Equipment (Youth Centre)	158,320.00	-	-
Informal Trading Area	1,000,000.00	-	-
Jeugsentrum PB: Fencing of centre	200,000.00	-	-
Jeugsentrum PB: Furniture and equipment	30,000.00	-	-
	1,388,320.00	-	-

*8.2.1.6 STRATEGIC OBJECTIVE 6: ENSURE TRANSPARENCY IN FINANCIAL MANAGEMENT BY ENSURING THAT ALL FINANCIAL RECORDS ARE ACCURATE RELIABLE AND TIMELY.*

#### **INTRODUCTION**

The basis of good management planning is founded on accurate, reliable and timely financial information. Every municipality is required by law to ensure greater transparency as part of financial reforms and the use of technology is encouraged to satisfy this critical requirement of the Constitution and the Municipal Finance Management Act.

#### **CHALLENGES**

The implementation of mSCOA and the integration with various other ICT systems such as central supplier's database proves to be a challenge to municipalities as our systems is currently still in development phase and many different information systems exists within the Municipality. There is no central point where data is stored and as a result, optimal use of the different data sources hampers the timely availability of reliable and accurate financial information.

## **DEVELOPMENT PRIORITIES**

The development of our core financial management system must be prioritized to include functionality in all the different business processes. The use of third-party systems should be eliminated and/or limited to enable seamless integration and therefore improve the accuracy and the speed with which financial information is provided.

### **8.2.2 STRATEGIC GOAL 2: ENSURE GOOD GOVERNANCE.**

#### *8.2.2.1 STRATEGIC OBJECTIVE 1: CREATE AND EFFICIENT, EFFECTIVE, ECONOMIC AND ACCOUNTABLE ADMINISTRATION.*

A well-managed and resourced institution is the foundation of good service delivery and there needs to be adequate office space, human resource capacity, equipment, fleet and technology to enable the municipality to provide quality value for money services and high standards of customer care.

#### **THE MUNICIPAL ADMINISTRATION**

## **DEVELOPMENT PRIORITIES**

### **i. Administrative and Committee Systems**

The municipality is focused on improving the effectiveness of the Record and Archives Services, Committees and Secretarial Services and the cleaning services by amending, adjusting and reviewing policies and procedures against departmental, statutory and audit guidelines.

The aim is to align technology, employees and the municipality's functions for purposes of improving operational efficiency. Office automation in the sense of upgrading and enhancing computer hardware- and software used to digitally create, collect, store, and relay office information needed for accomplishing basic tasks on a continual basis is essential.

The creation of an efficient, effective, economic and accountable administration with a customer centred approach is of the utmost importance.

### **ii. Information technology communication systems**

The Municipality took a strategic decision to integrate various disparate ICT systems and established a corporate GIS system. The current systems will be used to achieve an integrated Enterprise Resource Programme (ERP) like system by expanding and decreasing those systems.

Implementation of the necessary Enterprise Resource Planning and continuous optimization of ICT assets, resources and capabilities are critical to the successful integration of the various disparate ICT systems. Effective change management are necessary in order to ensure improved productivity and profitability. It would also reduce resistance and improve communication with regards to the inherent challenges associated with major change.

Internationally accepted good governance practices dictates that ICT should be governed at all levels within an organizational structure. Accountability within the context of the operational environment of a municipality ensures alignment of ICT services and functions with the IDP and strategic goals set for the municipality. Decision making process in relation to ICT related investments and operational efficiency of the ICT environments must remain transparent and be upheld. It is therefore important that governance functions should incorporate the Corporate Governance of ICT. Corporate Governance of ICT is a continuous function which should make provision for necessary strategies, architectures, plans, frameworks, policies, structures, procedures, processes, mechanisms and controls with a view to ensure high levels of functionality, compliance and service delivery.

**TABLE 79: MUNICIPAL INFORMATION TECHNOLOGY**

Information Technology	Sum of Final Budget 24/25	Sum of Final Budget 25/26	Sum of Final Budget 26/27
IT Equipment	200,000.00	-	-
IT System Upgrade (Enhancement of IT system : Busi	450,000.00	-	-
Replacement of computers	340,000.00	-	-
Website - ( Depended on SITA analysis and Strategic Report)	-	200,000.00	-
	<b>990,000.00</b>	<b>200,000.00</b>	-

• **HUMAN RESOURCE MANAGEMENT AND LABOUR RELATIONS DEVELOPMENT PRIORITIES**

**i. Good Labour Relations**

To maintain positive labour management relationships and minimize conflict by providing leadership and expertise in all matters. The fostering of good labour relations is on-going.

**ii. Employee wellness**

Entails all the strategies, action plans and methods used to promote physical, emotional and mental health of employees (on going).

Bergrivier Municipality conducts leadership development and quarterly leadership forums, host wellness days and host an annual prizegiving function to recognise successful training, long service and good performance.

**iii. Occupational Health and Safety (OHS)**

An Occupational Health and Safety Plan has been developed and it will be ensured that all legislative requirements pertaining to OHS are complied with. All the OHS representatives per team have regular monthly meetings per town to discuss important matter pertaining OHS and meet once a quarter with senior management (chaired by the Municipal Manager) to ensure an OHS culture throughout the organisation. At

these meetings the goal is to create innovative solutions to ensure that the injuries that did occur in the workplace do not re-occur.

**iv. Training & Development**

To manage the provisioning of human resources training and skills development services. This is addressed in the Workplace Skills Plan which will be implemented on an on-going basis.

**v. Employment Equity & Diversity Management**

To ensure equal access to employment and educational opportunities in support of the municipality's commitment to equal opportunity, affirmative action and diversity.

The current Employment Equity Plan is valid for a period of five years and will expire on 30 September 2024. A new plan must be developed for implementation on 1 October 2024 for the next five years. Delays are being experienced with the transformation of the Municipality as difficulty is experienced in attracting suitably qualified personnel from designated groups. The municipality needs to focus on improved compliance with the Employment Equity Plan (on-going).

**vi. Strategic Human Resource Management (HRM)**

Strategic HR Management is a systematic approach to developing and implementing HRM strategies, policies and plans aligned to the strategy of the organisation that enable the organisation to achieve its objectives. Policy development and reviews will be done continuously.

**vii. Workforce Planning**

Workforce planning is the process to ensure the right number of staff, with the right skills, are employed in the right place at the right time to deliver an organisation's short- and long-term objectives.

**viii. Benefits & Personnel Administration**

Attending to the administration of all employee contracts, benefits, and conditions of service as well as administration and procedures incidental to employee appointments and terminations.

**ix. HR Risk Management**

HR Risk Management is a systematic approach of identifying and addressing people factors (uncertainties and opportunities) that can either have a positive or negative effect on the realisation of the objectives of the municipality.

**x. Human resource information systems (HRIS)**

HRIS is a software or online solution for the data entry, data tracking, and data information needs of the human resources, payroll, management, and accounting functions within an organisation.

**xi. Exit Management**

Aims to create a climate of trust and honest feedback between management and staff in relation to reasons for exiting the municipality (on going).

**xii. Talent Management**

Describes the municipality's commitment to employ, manage and retain talented staff.

**TABLE 80: HUMAN RESOURCES OPERATIONAL ACTIVITY PLAN**

3.2 - Human Resources	Sum of Final Budget 24/25	Sum of Final Budget 25/26	Sum of Final Budget 26/27
Furniture , Equipment - Human Resources	10,000.00	20,000.00	-
	10,000.00	20,000.00	-

**TABLE 81: DEVELOPMENT PRIORITIES**

DEVELOPMENT PRIORITY	LINK	INTERVENTION / ACTIVITY	FUNDING	FINANCIAL YEAR
Strategic Human Resource Management	Municipal Staff Regulations	Implementing of new Municipal Staff Regulations	-	2023-2024
Strategic Human Resource Management	HR Strategy	Review HR strategy annually	-	2023-2028
Strategic Human Resource Management	Municipal Staff Regulations	Review job descriptions according to Municipal Staff Regulations	-	2023-2028
Strategic Human Resource Management	-	Review organisational structure annually according to the needs of the municipality	-	2023-2028
Strategic Human Resource Management	Covid-19 Workplace Plan	Implementation of Covid regulations	-	2023-2028
Strategic Human Resource Management	-	Regular review of HR related policies to bring them in line with new legislation and collective agreements	-	2023-2028
Strategic Human Resource Management	-	Develop and implement new HR related policies to bring them in line with new Municipal Staff Regulations	-	2023-2028
Occupational Health & Safety	-	Facilitating and conducting regular safety inspections	-	2023-2028
Occupational Health & Safety	-	Conduct OHS awareness sessions/workshops	-	2023-2028
Occupational Health & Safety	-	Ensure the effective functioning of health and safety by facilitating regular Health and Safety meetings	-	2023-2028
Employment Equity	EE Plan	Quarterly reports regarding Employment Equity achievements in the municipality	-	2023-2028
Employment Equity	EE Plan	Submission of Employment Equity Reports electronically on or before 15 January of each year to Department of Labour	-	2023-2028
Employment Equity	EE Plan	Review Employment Equity Plan	-	2024-2025

DEVELOPMENT PRIORITY	LINK	INTERVENTION / ACTIVITY	FUNDING	FINANCIAL YEAR
Workforce Planning	-	Ensure induction sessions for new employees	-	2023-2028
Workforce Planning	-	Update recruitment plan and distribute by 25th of each month	-	2023-2028
Benefits & Personnel Administration		Ensure that all declarations of interest of Senior Managers and Councillors are reviewed each financial year before 31 July		2023-2028
Benefits & Personnel Administration		Conduct exit interviews and supply a copy of the completed exit interview form to the relevant Director/Municipal Manager		2023-2028
Benefits & Personnel Administration		Ensure that a detailed register of staff approved to do private work is kept		2023-2028
Benefits & Personnel Administration		Ensure correct leave administration		2023-2028
Training and Development	WSP	Submission of Workplace skills Plan and Annual Training Report to LGSETA by 30 April of each year	-	2023-2028
Training and Development	WSP	Maximize all appropriate opportunities for Discretionary grants and other training opportunities offered by the LGSETA and other SETA'S	-	2023-2028
Training and Development	WSP	Source additional funding from the LGSETA and other SETAS to implement identified training	-	2023-2028
Training and Development	WSP	Implementation of training as identified in the WSP	-	2022-2027
Training and Development	WSP	Quarterly reporting on implementation of WSP	-	2022-2027
Training and Development	Municipal Staff Regulations	Personal Development Plan in place for all staff	-	2023-2028
Labour Relations	Systems Act	Ensure that all new employees sign a copy of the Code of Conduct during induction sessions		2023-2028
Labour Relations	Main Collective Agreement	Ensure effective labour relations by facilitating regular LLF meetings per annum		2023-2028
Labour Relations	Anti-Fraud and Corruption Policy	Develop a culture of zero tolerance to corruption and dishonesty by the efficient completion of disciplinary steps in terms of the Anti-Fraud and Corruption Policy.		2023-2028



DEVELOPMENT PRIORITY	LINK	INTERVENTION / ACTIVITY	FUNDING	FINANCIAL YEAR
Labour Relations	Disciplinary Code Collective Agreement	Properly manage disciplinary cases and processes		2023-2028
Employee Wellness		Hold wellness events, work sessions and awareness sessions to promote employee wellness		2023-2028
Employee Wellness		Facilitate counselling sessions on employee wellness and social matters		2023-2028
Risk Management		Update HR risk plan, profile & assessments		2023-2028
Talent Management	Talent Management Policy	Ensure the attraction and retention of competent staff		2023-2028
Exit Management	Exit Management Policy	Ensure the consistent application of exit interview and the confidential documenting thereof		2023-2028
HR Information Systems		Procurement of employee self-service system		2023-2024

#### 8.2.2.2 STRATEGIC OBJECTIVE 2: PROVIDE A TRANSPARENT AND CORRUPTION FREE MUNICIPALITY.

The Municipality will strive to improve its governance and accountability, by ensuring that the necessary systems and structures are in place. Structures will be adequately capacitated and supported to play the role that is expected of them. It is also imperative that the Municipality maintain good intergovernmental and other beneficial external relations.

##### i. COMPLIANCE

###### DEVELOPMENT PRIORITIES

Improve compliance levels: the municipality needs to build capacity and optimally use the compliance management system, Eunomia. This is to continuously improve compliance to National and Provincial legislation as well as National and Provincial Reporting Guidelines. (On going).

##### ii. ANTI- FRAUD AND CORRUPTION

###### DEVELOPMENT PRIORITIES

Anti-fraud and corruption are a game changer to ensure zero tolerance to fraud and corruption transgressors. This will be addressed on an on-going basis as part of the Anti-fraud and corruption strategy. (On going).

##### iii. CLEAN AUDIT

###### DEVELOPMENT PRIORITIES

Bergrivier Municipality again achieved a clean audit for the 2020/21 financial year. This is the seventh consecutive clean audit and the ninth consecutive unqualified audit. The municipality will continuously strive to achieve this achievement in future. (On going).

iv. RISK MANAGEMENT

**DEVELOPMENT PRIORITIES**

The municipality will strive to improve risk management by identifying and managing risks on an on-going basis and will give specific attention to the risks as identified in the Risk Register. (Strategic and Departmental). The Municipality made big strides in the risk management milieu by appointing a risk management specialist to the Risk Management Committee during 2021. The specialist is assisting the Municipality to improve risk maturity.

v. OVERSIGHT

**DEVELOPMENT PRIORITIES**

The municipality is improving the oversight role of all Committees (Internal and external) involved in Oversight: This includes the development of the capacity of Portfolio Committees as well as streamlining and ensuring optional functionality of other Committees who play an oversight roll such as the Performance -, Risk – and Audit Committee and Municipal Public Accounts Committee (MPAC). The amendments made to the Local Government: Municipal Structures Act, 1998 and the Local Government: Municipal Systems Act, 2000 by the respective Amendment Acts in 2022, have been successfully implemented.

vi. INTEGRATED DEVELOPMENT PLANNING

**DEVELOPMENT PRIORITIES**

- Improve integration of municipal planning processes: The municipality needs to integrate planning processes more closely, especially the IDP, budget and performance management system. A framework was developed to refine the IDP processes and budget alignment which is currently being implemented. The newly draft TL SDBIP will also have to be based on the strategic goals and strategic objectives as outlined in the IDP;
- The Municipality will actively participate in the Provinces' intergovernmental relations initiatives, with specific attention to the Joint District Management Approach (JDMA), the IDP Indaba's and MGRO; and
- The Municipality will also play the role required of it to ensure successful roll out of the Circular 88-initiative.

vii. PERFORMANCE MANAGEMENT

**DEVELOPMENT PRIORITIES**

Improve performance management and reporting: the municipality will focus on improving performance reporting standards, cascading performance management to all staff and ensure continuous evaluation of performance. The Staff Regulations (2021) brought about significant changes to Performance Management

in Local Government and Bergrivier Municipality is implementing these new regulations as a matter of urgency to cascade performance management down to the lowest levels of staff in the organisation.

viii. POLICY AND BY-LAW DEVELOPMENT

**DEVELOPMENT PRIORITIES**

Policies and by-laws are reviewed / developed on an on-going basis.

ix. INTERGOVERNMENTAL RELATIONS

**DEVELOPMENT PRIORITIES**

- Bergrivier Municipality prides itself on innovative partnerships to ensure a collective approach to developments. Optimal use of the Intergovernmental structures will be made to ensure much needed programmes and funding from national and provincial departments. This will specifically be on educational and social wellness programmes. In this regard we welcome the joined planning initiatives facilitated in the West Coast One Plan 2050, the JDMA/DDM programmes as well as all assistance from Provincial Government towards good governance and financial sustainability.

- Thusong Programme:

There is still a dire need for the government services that are part and parcel of the Thusong Programme, and emphasis is currently placed on a Mobile Thusong Programmes throughout the Municipal area. We urge National and Provincial Government to establish their footprint in Bergrivier Municipality and pledge our cooperation in this regard to ensure accessibility for our communities to these services including but not limited to Department of Home Affairs and Department of Labour (See discussion on Small Town Regeneration Programme).

x. INTERNATIONAL RELATIONS

**DEVELOPMENT PRIORITIES**

Bergrivier Municipality has developed strong relations with Heist-op-den-Berg in Belgium and will focus on waste management, public participation and youth development programmes. Bergrivier Municipality has applied for funding from the Belgium Federal Government and the next two-year programme has been approved for 2022 and 2023 to the total amount of R 670 000.00 (2022 financial year) and R 335 000.00 (2023 financial year).

Following the delays in the exchange programme of the learners from Heist-op-den-Berg and Bergrivier Municipality due to the Covid-19 pandemic, the programme will be implemented again in March/April 2023 when learners from Heist-op-den-Berg will visit South Africa. 10 learners from each municipality were selected to participate in the programme.

*8.2.2.3 STRATEGIC OBJECTIVE 3: ACCOUNTABLE LEADERSHIP SUPPORTED BY PROFESSIONAL AND SKILLED ADMINISTRATION.*

**INTRODUCTION**

Value-driven leadership linked with resilience, mindfulness and emotional intelligence are characteristics and skills that are non-negotiable for leaders in Local Government today. High-impact leaders can survive in a very difficult sector where change is in the order of the day and huge challenges are normal. In the Western Cape we had the 7-year drought, and we learnt that if we stand together and really stretch ourselves, we can survive. Then came the Covid-19 pandemic and we took what we have learnt from surviving the drought and applied it to surviving and thriving under very difficult circumstances. And then came Eskom and loadshedding stages 1 – 8 making delivering basic services to the public nearly impossible.

### **CHALLENGES**

The main challenges in building an accountable, professional and skilled administration are over-regulation, the Upper Limits imposed on Senior Managers, the fact that we can only select and recruit from a small body of professionals having done the specific minimum competencies for Local Government, and the non-professional nature of the administration in Local Government. The staff is also subject to burn-out and post Covid symptoms (having to deliver a wide range of unfunded and unmandated services on behalf of the State since 2020).

### **DEVELOPMENT PRIORITIES**

- i. The Professionalization of Local Government’s Administration and Elected Councillors;
- ii. The re-design of the financial model on which local government is based;
- iii. The broadening of the selection and recruitment pool to be able to attract skilled people from other sectors; and
- iv. The redress of the Upper Limits to bring it in line with the rest of the staff working in Local Government reporting to Senior Management.

#### *8.2.2.4 STRATEGIC OBJECTIVE 4: COMMUNICATE EFFECTIVELY WITH THE PUBLIC.*

- i. PUBLIC PARTICIPATION

### **DEVELOPMENT PRIORITIES**

- The municipality will improve the stakeholder management through the continuous identification of key stakeholders, and sectors and the updating of the stakeholder data base.
- The municipality will also review the stakeholder participation forums, with a view to making it more inclusive and effective (On-going).
- The municipality will continue the process of engaging individually with the 14 sectors identified within the municipality through the newly elected ward committees (On-going).

- iii. WARD COMMITTEES

### **DEVELOPMENT PRIORITIES**

Ward Committee development: The Ward Committees were elected in February 2022 and inducted and trained in March 2022. The ward committees have also been directly involved in the prioritisation of

community needs and identification of projects to address some of these needs during their term of office. The Department of Strategic Services also needs to ensure that there is sufficient administrative support to the Ward Committees to perform their duties.

iv. COMMUNICATION

**DEVELOPMENT PRIORITIES**

The Municipality's Communication Unit will prioritise its resources on further developing its internal and external communications platforms. Internally, the focus will be on improving inter-departmental planning which includes the development of a Standard Operating Procedure for communication flow within the organisation. The various Directorates will be encouraged and assisted to furnish the Communications Unit with all the relevant information it requires timeously, to perform its functions optimally. Externally, resources will be utilised to drive digital communications through the expansion of its social media offerings and also assisting ICT to improve the user-friendliness of the municipal website, and regularly updating the content on the platform.

Loud hailing also remains a powerful communications tool within the Bergrivier Municipal Area, to broadcast important messages with immediacy to the public.

The Communications Unit aims to develop more multimedia content for its TV Screens at all the reception desks at the various municipal offices, to provide clients with up-to-date content of a wide array of municipal services and news.

*8.2.2.5 STRATEGIC OBJECTIVE 5: A CUSTOMER CENTRED APPROACH TO EVERYTHING WE DO.*

**INTRODUCTION**

The municipality will endeavour to improve client services and will review the Customer Care Charter. A Client Services Survey is done annually to measure compliance with the standards contained in the charter. The municipality will also focus on the management and resolution of complaints (on-going).

**CHALLENGES**

The following challenges need to be highlighted:

- Creating a positive presence on all platforms and the utilization of communication channels preferred by our customer base;
- Adding value at a rapid rate;
- Ensuring service quality and efficiency;
- Remaining relevant within the context of service delivery;
- Managing continuous improvement;
- Retaining and enhancing our customer centred approach;
- Human Resource shortage;

- Language barriers;
- Communication – not everybody has access to social media; and
- Exclusion of certain groups (social media).

## DEVELOPMENT PRIORITIES

Development priorities include:

- Enhancement of our client services process and procedures;
- Continues development and enhancement of our client services charter;
- Upskilling of key employees in order to enable and focus our customer centred approach;
- Empower customer service employees to assist customers beyond traditional service parameters;
- Analyse customer interactions;
- Improve cross-functionality of customer service teams;
- Utilization of technology to enhance service delivery in a quick, sustainable and efficient manner;
- Innovation based on evolving customer needs and expectations;
- Training; and
- Appointment of relevant staff when budget is available.

### 8.2.3 STRATEGIC GOAL 3: SUSTAINABLE SERVICE DELIVERY.

#### 8.2.3.1 STRATEGIC OBJECTIVE 1: DEVELOP AND PROVIDE BULK INFRASTRUCTURE WITHING THE CLIMATE CHANGE RISKS.

Although there is a major improvement in the spare capacity of especially bulk water and wastewater infrastructure, care must be taken to allow for developments within the limits of the available bulk capacity.

**TABLE 82: MIG INFRASTRUCTURE**

	Final Budget 23/24	AdjBud. 23/24	Final Budget 24/25	Final Budget 25/26	Final Budget 26/27
Aur Water Security through Solar Assist at Water PS	65,217.00	69,565.00	342,668.00	-	-
PB Permanent Genset at WWTW	195,652.00	304,348.00	1,435,185.00	-	-
PB Rehabilitation and Upgrading of WTW	6,534,159.00	3,463,724.00	6,640,495.00	-	-
PB Reservoir	4,588,319.00	4,588,319.00	-	-	-
PB Stormwater Ward 4 (Multi Year)	586,957.00	2,173,914.00	434,783.00	-	-
PV Permanent Genset at WWTW	195,652.00	339,130.00	1,700,217.00	-	-
PV Replacement Water Pipeline-multi year	-	-	-	-	7,942,696.00

	Final Budget 23/24	AdjBud. 23/24	Final Budget 24/25	Final Budget 25/26	Final Budget 26/27
PV Stormwater Ward 2 (Multi Year)	586,957.00	1,304,348.00	434,783.00	-	-
RH Replacement Bulk Water Pipeline-multi year	-	-	-	6,125,696.00	3,439,521.00
RH Water Security through Solar Assist at Water PS & WTW	86,957.00	69,565.00	370,150.00	-	-
VD Permanent Genset at Albatros Sewerage Pump Station	195,652.00	191,304.00	1,159,332.00	-	-
VD Permanent Genset at WWTW	195,652.00	200,000.00	945,952.00	-	-
VD pipe replacements in Noordhoek (Multi Year)	434,783.00	-	-	7,826,087.00	3,478,261.00
<b>Grand Total</b>	<b>13,665,957.00</b>	<b>12,704,217.00</b>	<b>13,463,565.00</b>	<b>13,951,783.00</b>	<b>14,860,478.00</b>

TABLE 83: PMU

Project Management Unit	Sum of Final Budget 24/25	Sum of Final Budget 25/26	Sum of Final Budget 26/27
Furniture and Equipment - Project Management	9,000.00	-	-
Repair Rooibaai jetty	600 000.00		
New municipal offices	2,400,000.00	4,000,000.00	-
	<b>3,009,000.00</b>	<b>4,000,000.00</b>	-

#### i. WATER

The Municipality provides water services to all towns in its area of jurisdiction except for Goedverwacht, Wittewater and De Hoek which are private towns.

#### CHALLENGES

- **Bulk service provision**

Bulk water supply is one of the most critical development issues and features high on the priority lists of almost all our towns. Construction of a new reservoir in Piketberg was a high priority and is currently nearing completion with the anticipated handover being March 2024. Upgrades and refurbishment to the Piketberg WTW is also in the design/tender phase to ensure that the plant functions optimally and produce water complying to SANS 241. The WTW in Porterville needs to be upgraded to accommodate the demand for low-cost housing. A further challenge is to explore additional sources for water supply in Aurora and Redelinghuis. An additional reservoir for Eendekuil is also a high priority.

- **Compliance with Blue and No Drop Standards**

Compliance to Blue and No Drop Standards is becoming increasingly difficult and costly, and the Municipality has insufficient funding to upgrade plants and network infrastructure to adhere to the compliance prerequisites. The municipality did achieve Blue drop status for the Velddrif/Dwarskersbos system in 2023 as well as a No Drop in 2023 for the water conservation and demand management. Another major factor is the need for process controllers at the various plants that influence the scores.

## DEVELOPMENT PRIORITIES

### i. Reducing bulk and service infrastructure capacity backlogs (water)

The Water Conservation and Demand Management Plan was developed and approved and is essential in reducing our water backlogs with minimal financial implications. The plan also assists with the reduction of water losses and the management of water resources.

### ii. Master Plan development and revision

The Water Master Plan (WSP) was updated in June 2015 and needs to be updated. The Water Master Plan is used by the Technical Department to do relevant future planning as well as application for external funding. The WSP is currently in the process to be updated through grant funding from the Development Bank of South Africa (DBSA)

### iii. Water Services Development Plan

The Water Services Development Plan (WSDP) was updated in June 2017. Water losses at the end of the 2022/23 financial year were at 15 %. The WSDP completed its five-year cycle and must also be upgraded. Bergrivier Municipality will apply for a one-year extension of the current plan while the new plan is being updated through grant funding by DBSA.

The full capital program is contained in Chapter 10, but the most significant capital development priorities are indicated on the table below:

**TABLE 84: WATER CAPITAL DEVELOPMENT PRIORITIES**

Water Distribution	Sum of Final Budget 24/25	Sum of Final Budget 25/26	Sum of Final Budget 26/27
Centralise Telemetry	100,000.00	-	-
Furniture , Equipment – Water	5,000.00	10,000.00	15,000.00
Prepaid/ Smart Metering (EL)	-	550,000.00	600,000.00
Pumps (standby)	250,000.00	200,000.00	250,000.00
Porterville Replacement Water Pipeline- multi year	-	-	7,942,696.00
Refurbish Dwarskersbos Water Tower	-	700,000.00	-
Refurbish Laaiplek Water Tower	-	-	800,000.00



Water Distribution	Sum of Final Budget 24/25	Sum of Final Budget 25/26	Sum of Final Budget 26/27
Refurbish Velddrif Water Tower	-	750,000.00	-
Replace mid-block lines	500,000.00	500,000.00	550,000.00
Replace redundant meters	150,000.00	-	-
Redelinghuis Replacement Bulk Water Pipeline-multi year	-	6,125,696.00	3,439,521.00
Security at Velddrif Reservoirs	-	150,000.00	-
Telemetry upgrade	-	300,000.00	300,000.00
Tools	15,000.00	30,000.00	35,000.00
Velddrif pipe replacements in Noordhoek (Multi Year)	-	7,826,087.00	3,478,261.00
Velddrif Pump Station - New MCC's	-	650,000.00	-
Water conservation demand management intervention (Zone Meters)	200,000.00	250,000.00	250,000.00
Water Renewals (EL)	-	1,000,000.00	1,000,000.00
	<b>1,220,000.00</b>	<b>19,041,783.00</b>	<b>18,660,478.00</b>
Water Treatment			
Bulk Pipeline at RH	-	1,000,000.00	1,500,000.00
Disinfection at WTW	-	500,000.00	500,000.00
New Reservoir at Eendekuil	-	1,000,000.00	-
PB Rehabilitation and Upgrading of WTW	6,640,495.00	-	-
PB Upgrade WTW (Own Contribution)	3,507,308.00	-	-
Purchase new borehole pumps	50,000.00	50,000.00	60,000.00
Replace reservoir roof (EK , RH)	400,000.00	400,000.00	-
Sand Filters WTW	-	1,000,000.00	-
Security at Reservoir/Pump Stations	-	250,000.00	250,000.00
Telemetry: Water	150,000.00	150,000.00	160,000.00
Upgrade AU WTW	-	300,000.00	300,000.00
Upgrade Piketberg WTW	600,000.00	400,000.00	-
WTW Building (AU)	250,000.00	250,000.00	-

Water Distribution	Sum of Final Budget 24/25	Sum of Final Budget 25/26	Sum of Final Budget 26/27
	11,597,803.00	5,300,000.00	2,770,000.00

## ii. SANITATION

The Municipality provides sanitation services to all towns in its area of jurisdiction except for Goedverwacht, Wittewater and De Hoek which are private towns.

### CHALLENGES

Challenges impacting on the delivery of basic services (sanitation) are:

- **Bulk service provision**

Adequate bulk sanitation capacity is a prerequisite to development and insufficient bulk capacity is limiting development potential, especially in Porterville and Velddrif. Bergrivier Municipality started with the upgrading of the Wastewater Treatment Works at Porterville during the 2017/18 financial year. Due to financial constraints, finalising the project depended on funding (external and internal). The reduced scope of the civil, mechanical and electrical work was completed, and the plant is currently operational. Additional work will have to be carried out when additional funding is secured. The capacity of the WWTW has been doubled from 0.75 MI/day to a capacity of 1.5 MI/day.

Upgrading of the Piketberg WWTW is required to ensure that the final effluent complies with norms and standards. The upgrade will be funded through external funding (WSIG) and it is anticipated to start in the 2023/24 financial year.

The Velddrif WWTW requires upgrading as the current capacity of the plant has been reached due to the rapid expansion of the town. Bergrivier Municipality is currently busy with a process audit and analysis which will be used to design the upgrades required for the plant. Furthermore, a large quantity of septic/conservancy tanks still exists and needs to be upgraded in future. Another challenge is to investigate alternative sewage treatment methods for Aurora and Redelinghuis where no waterborne systems exist. The extension of the town of Eendekuil's waterborne system is also a priority to ensure the whole town is eradicated from septic/conservancy tanks.

- **Compliance with Green Drop Standards**

Compliance to Green Drop Standards is becoming increasingly difficult and costly and the Municipality has insufficient funding to upgrade plants and network infrastructure to adhere to the compliance prerequisites. The overall Green Drop score of Bergrivier Municipality have increased from 44 % in 2014 to 72 % in 2022. Another major factor is the need for process controllers at the various plants that influence the scores.

### DEVELOPMENT PRIORITIES

- **Reducing bulk and service infrastructure capacity backlogs**

The upgrading of the Piketberg and Velldrif Wastewater Treatment Works with the least spare capacity available is the highest priority to reduce the Wastewater backlogs.

- **Master Plan development and revision**

The Sewerage Master Plan (SWP) was updated in June 2015 and needs to be updated.

- **W<sup>2</sup>RAP update and revision.**

The W<sup>2</sup>RAP was last updated in June 2018 and requires upgrading and revision every three years. The plan assists the Technical team with additional planning for wastewater treatment, network and collection backlogs/problems that requires attention.

- **Personnel**

Appointing of qualified WWTW operators according to legislation is a high priority.

The full capital program is contained in Chapter 10, but the most significant capital development priorities are indicated on the table below:

**TABLE 85: SANITATION CAPITAL DEVELOPMENT PRIORITIES**

Sewerage	Sum of Final Budget 24/25	Sum of Final Budget 25/26	Sum of Final Budget 26/27
Fencing Sewer Pump Stations	150,000.00	150,000.00	160,000.00
Furniture , Equipment – Sewerage	5,000.00	10,000.00	14,000.00
New vacuum tanker (jet vac)	-	-	1,500,000.00
Replace rising mains in pump stations	120,000.00	120,000.00	130,000.00
Sewer Renewals	150,000.00	160,000.00	160,000.00
Sewerage network - Velldrif (Port Owen)	500,000.00	1,000,000.00	1,000,000.00
Sewerage standby pumps	350,000.00	350,000.00	380,000.00
Standby generators for pump stations pump	400,000.00	-	400,000.00
Switchgear and pumps	300,000.00	350,000.00	350,000.00
Telemetry	200,000.00	-	210,000.00
Telemetry at pump stations	150,000.00	-	270,000.00
Tools	10,000.00	25,000.00	25,000.00
WSIG Piketberg Wastewater Treatment Works	8,695,652.00	-	-
WSIG Velldrif Wastewater Treatment Works	-	11,304,348.00	17,391,304.00
	<b>11,030,652.00</b>	<b>13,469,348.00</b>	<b>21,990,304.00</b>

*iii. ELECTRICITY*

The Municipality is responsible for the distribution of electricity in all urban areas except Goedverwacht, Wittewater and De Hoek. The Municipality only distributes electricity to a small portion of Eendekuil where the low-cost houses are situated (162 households). Eskom distributes electricity to the areas not serviced by the Municipality.

**CHALLENGES****Bulk service provision**

There is an adequate bulk supply at this stage, but additional capacity may be required to accommodate development applications depending on the energy requirements of the development. Although there is currently enough capacity available in general, Velddrif and Piketberg is fast reaching their maximum capacity. Energy control measures like the implementation of solar panels, the installation of LED lights and a ripple control system will also become a priority to curb and control usage rather than expanding the Eskom capacity at a very high cost. The Municipality is considering innovative methods to manage energy supply and/or alternative means of energy.

**DEVELOPMENT PRIORITIES**

- **The upgrading of bulk services and internal network**
- **The minimization of electricity losses**

Electricity losses were 12.47 % for 2020/21 financial year and the municipality will strive to continuously reduce losses (on-going).

The full capital program is contained in Chapter 10, but the most significant capital development priorities are indicated on the table below:

**TABLE 86: ELECTRICITY CAPITAL DEVELOPMENT PRIORITIES**

Electricity	Sum of Final Budget 24/25	Sum of Final Budget 25/26	Sum of Final Budget 26/27
AUR Solar Assist (Own Contribution)	158,023.00	-	-
Aur Water Security through Solar Assist at Water PS	342,668.00	-	-
Bergrivier Bulk Services Upgrade/RDP Houses	10,533,913.00	2,869,565.00	2,592,174.00
Blackout Projects	-	1,600,000.00	-
Bulk meter replacement	70,000.00	70,000.00	-
Furniture , Equipment - Electricity	25,000.00	100,000.00	-
High tension circuit breakers	-	50,000.00	-
Installation of new streetlights	100,000.00	-	-

Electricity	Sum of Final Budget 24/25	Sum of Final Budget 25/26	Sum of Final Budget 26/27
Larger HT Switches - standby battery cell	75,000.00	-	-
Mid-block lines	400,000.00	400,000.00	-
Mid-block lines Noordhoek, VD	-	1,450,000.00	-
Minisub in Basson Street Porterville Increase Demand	-	850,000.00	-
Network Upgrading Waterkant Street	-	1,500,000.00	-
Network Renewals	650,000.00	-	-
PB Genset WWTW (Own Contribution)	702,865.00	-	-
PB Permanent Genset at WWTW	1,435,185.00	-	-
PV Genset WWTW (Own Contribution)	1,208,159.00	-	-
PV Permanent Genset at WWTW	1,700,217.00	-	-
Replace Dwarskersbos O/H lines with Cable	-	1,100,000.00	1,000,000.00
Replace Mini substations and transformers	-	2,000,000.00	-
Replace O/H feeder to Monte Bertha	450,000.00	-	-
Retro-fit main substation oil circuit breakers	4,000,000.00	2,200,000.00	3,000,000.00
RH Solar Assist (Own Contribution)	126,418.00	-	-
RH Water Security through Solar Assist at Water PS & WTW	370,150.00	-	-
Security of electrical assets	500,000.00	-	-
Smart Metering	-	300,000.00	300,000.00
VD Genset WWTW (Own Contribution)	592,075.00	-	-
VD Permanent Genset at Albatros Sewerage Pump Station	1,159,332.00	-	-
VD Permanent Genset at WWTW	945,952.00	-	-
	<b>25,544,957.00</b>	<b>14,489,565.00</b>	<b>6,892,174.00</b>
Street Lighting	Sum of Final Budget 24/25	Sum of Final Budget 25/26	Sum of Final Budget 26/27
Take Over Eskom Streetlights - Eendekuil	-	450,000.00	-
	-	<b>450,000.00</b>	-

## iv. ROADS (INCLUDING CURBS AND PAVEMENTS)

**CHALLENGES**

Roads are maintained and developed in accordance with the Pavement Management System of 2010. The Community expressed dissatisfaction with the state of the roads during the previous IDP Public Participation Process, but many of the roads that they were dissatisfied with are Provincial roads which were given through to the Department of Transport and Public Works. The Municipality plans to upgrade some of the roads in the smaller towns by using own funds and MIG funds.

#### DEVELOPMENT PRIORITIES

- The upgrading of the road network (Provincial Roads)

Visual assessments have been carried out on the three main roads (Voortrekker Road in Velddrif, Lang Street in Piketberg and Voortrekker Road in Porterville). These assessments will be used to apply for funding from Provincial Administration Western Cape (PAWC). With the application, PAWC will contribute 80 % to the cost of the project and Bergrivier Municipality 20 % to the cost of the project.

- The upgrading of the road network (Internal Network)

The upgrading of the internal roads network is an ongoing process. The state of the internal roads network is deteriorating faster than the upgrades and refurbishment can be carried out due to a lack of funding.

The Pavement Management System (Roads Master Plan) must be updated regularly (subject to funding). The new plan is being updated through grant funding by DBSA. The plan is crucial for implementation of upgrades/maintenance as well as the application for external funding.

- Appoint sufficient staff where needed.

Several vacancies exist that is in the process to being filled dependent on the financial position.

**TABLE 87: ROADS AND PAVEMENTS CAPITAL DEVELOPMENT PRIORITIES**

Roads	Sum of Final Budget 24/25	Sum of Final Budget 25/26	Sum of Final Budget 26/27
Cement Ditches in Aurora	-	70,000.00	-
Concrete Mixer	-	200,000.00	400,000.00
Construction of roads (BM) - Lys van Hoofde	300,000.00	300,000.00	300,000.00
Construction of roads: RDP Houses	300,000.00	6,000.00	7,000.00
Furniture , Equipment – Roads	5,000.00	400,000.00	-
Herbou strate - Laaiplek 2	500,000.00	400,000.00	600,000.00
Herbou Strate Wyk 3	600,000.00	1,000,000.00	1,000,000.00
Herbou van grond paaie - industriële area VD	-	1,000,000.00	4,000,000.00
Herbou van grond paaie - industriële area VD (EL)	1,000,000.00	1,500,000.00	1,000,000.00
Rebuild Kerklaan	1,500,000.00	1,500,000.00	2,000,000.00
Reseal Voortrekker Road (VD)	-	1,500,000.00	1,000,000.00

Roads	Sum of Final Budget 24/25	Sum of Final Budget 25/26	Sum of Final Budget 26/27
Reseal/Construction of streets	2,000,000.00	1,500,000.00	2,000,000.00
Tools	30 000.00	60,000.00	65,000.00
Traffic calming measures (Speed bumps) Bring Traff	300,000.00	1,000,000.00	-
Transport Trailers Multi-Purpose	120,000.00	200,000.00	200,000.00
Upgrade of roads and stormwater AU	800,000.00	150,000.00	150,000.00
Upgrade Sidewalks (PB)	200,000.00	300,000.00	300,000.00
Upgrade Side walks (PV)	300,000.00	150,000.00	150,000.00
Upgrade Side walks (VD)	300,000.00	300,000.00	300,000.00
Upgrade Theron Street	500 000.00		
	<b>8 755 000.00</b>	<b>8,186,000.00</b>	<b>10,122,000.00</b>

v. *STORM WATER***CHALLENGES**

Storm water infrastructure is maintained and developed in accordance with the Storm Water Master Plan in Piketberg and Porterville, which are the priority areas. The Municipality is using MIG funds to alleviate some of the storm water problems in ward 4 Piketberg.

**DEVELOPMENT PRIORITIES**

- Systematic upgrading and maintenance of the storm water systems.
- Upgrading of the Storm Water Master Plan as the plan was done in 2010. The plan is crucial for the upgrading of storm water and the maintenance on the system.

The full capital program is contained in Chapter 10, but the most significant storm water capital development priorities are indicated on the table below:

**TABLE 88: STORM WATER CAPITAL DEVELOPMENT PRIORITIES**

Storm Water Management	Sum of Final Budget 24/25	Sum of Final Budget 25/26	Sum of Final Budget 26/27
Furniture , Equipment - Stormwater Management	3,000.00	7,000.00	7,000.00
Implement Stormwater Masterplan (PB)	-	400,000.00	1,000,000.00
Piketberg Stormwater Ward 4 (Multi Year)	434 783.00	-	-
Porterville Stormwater Ward 2 (Multi Year)	434 783.00	-	-

Storm Water Management	Sum of Final Budget 24/25	Sum of Final Budget 25/26	Sum of Final Budget 26/27
	872 566.00	407,000.00	1,007,000.00

vi. *SOLID WASTE MANAGEMENT***CHALLENGES****Land fill sites.**

The rehabilitation of landfill sites was deemed a priority by almost all our Communities which is testimony to an ever-increasing level of environmental awareness that must be encouraged. All the landfills are licenced and have received closure permits, but the rehabilitation costs of these sites remain a challenge. The total rehabilitation cost of the landfill sites is estimated at R 87 million rand. The Municipality does not have the cash reserves for this expenditure, but nevertheless regards it as a priority and will endeavour to obtain funding. The closure and rehabilitation of the Velddrif site forms part of a land exchange in terms of which the new owner will bear the rehabilitation costs. Illegal buy-back centres and waste collectors/pickers at the various sites remains a problem for the municipality. These collectors/pickers usually leave the areas in a poor state with some of them starting fires due to the burning of cables to extract copper. Illegal dumping remains a major problem for the municipality and requires huge financial cost and manpower to clean up constantly.

**DEVELOPMENT PRIORITIES**

- Implementation of the 4<sup>th</sup> generation Integrated Waste Management Plan (IWMP)

The 4<sup>th</sup> generation IWMP was approved by Council for the period of 2019-2024. The plan will also require updating within the next financial year. The plan along with the Waste Diversion Plan needs to be implemented as the target of “zero waste to landfill by 2030” was set out by the Department of Forestry, Fisheries and Environment.

- Rehabilitation of solid waste disposal sites

These facilities require a large amount to rehabilitate. As mentioned, the municipality does not have the funds to rehabilitate these facilities but will endeavour to obtain funds to start the rehabilitation.

- Rehabilitation at the Velddrif Transfer Station

The transfer station in Velddrif has become a problem over the last couple of years. The dumping of green refuse (branches, twigs, leaves etc.) and builders’ rubble (mixed and not clean) have resulted in the transfer station becoming a “mini landfill” rather than a storage area for items to be dropped off, processed (sorted, chipped, crushed, composting etc.) and repurposed or transferred to a registered landfill. The current estimate to rehabilitate the facility and adhere to regulation is ± R 25 million.

- Critical unfunded/vacant posts must be filled.

Several vacancies exist that is in the process to being filled dependent on the financial position. The post of Waste Officer is a crucial position for the municipality to ensure that the municipality complies with



regulation and the various licenses. The position is advertised and will be appointed if a suitable candidate is found.

The full capital program is contained in Chapter 10, but the most significant capital development priorities are indicated on the table below:

**TABLE 89: WASTE MANAGEMENT CAPITAL DEVELOPMENT PRIORITIES**

<b>Solid Waste Removal</b>	<b>Sum of Final Budget 24/25</b>	<b>Sum of Final Budget 25/26</b>	<b>Sum of Final Budget 26/27</b>
Drop Off - Eendekuil	-	-	3,000,000.00
Drop Off - Redelinghuis	500,000.00	1,000,000.00	-
Fencing at Landfill Sites	-	500,000.00	600,000.00
Fencing at Piketberg Transfer Station	400,000.00	-	-
Furniture , Equipment - Refuse Removal	10,000.00	10,000.00	11,000.00
Skips at Drop Off	150,000.00	-	150,000.00
Tools	5,000.00	10,000.00	10,000.00
Upgrade Refuse building - Piketberg	-	-	400,000.00
Woodchipper	600,000.00	-	-
	<b>1,665,000.00</b>	<b>1,520,000.00</b>	<b>4,171,000.00</b>
<b>Waste Water Treatment</b>	<b>Sum of Final Budget 24/25</b>	<b>Sum of Final Budget 25/26</b>	<b>Sum of Final Budget 26/27</b>
Decentralized WWTW Aurora	-	1,000,000.00	-
Decentralized WWTW Redelinghuis	-	1,000,000.00	-
Disinfection at WWTW	-	600,000.00	-
Fencing WWTW	300,000.00	400,000.00	-
Oxidation Pond at Eendekuil	-	-	3,000,000.00
Security at WWTW	-	200,000.00	-
Upgrade Veldrif WWTW (critical) Own funds	500,000.00	-	-
	<b>800,000.00</b>	<b>3,200,000.00</b>	<b>3,000,000.00</b>

*8.2.3.2 STRATEGIC OBJECTIVE 2: MAINTAIN EXISTING BULK INFRASTRUCTURE AND SERVICES.*

**INTRODUCTION**

Maintenance and upgrading of the municipalities bulk infrastructure is crucial to effective service delivery, but also for future expansion of the towns as well as the economic growth as investors requires certain services. The current bulk infrastructure is ageing quickly and in some towns we witness rapid expansion that was not taken into consideration when the infrastructure was designed. The table below indicates the various bulk services provided by the Technical Department and their upgrading needs are as follow:

- Red - Upgrading required before 2028,
- Yellow - Upgrading required between 2028 and 2033, and
- Green - Upgrading required only after 2033.

TOWN	WATER SOURCE	WTW	WWTW	ELECTRICITY	STORAGE
Piketberg					
Porterville					
Velddrif					
Eendekuil					
Redelinghuys			Septic Tanks		
Aurora			Septic Tanks		
Dwarskersbos					

### CHALLENGES

As indicated under the various sectors, adequate capacity on the bulk infrastructure is required for both service delivery and expansion/development in the various towns. The biggest challenge is the high costs associated with these upgrades and insufficient funding available to develop and construct these required services.

### DEVELOPMENT PRIORITIES

- Reducing bulk and service infrastructure capacity backlogs

The upgrading of the items listed in red in the table above are crucial for adequate service delivery and future expansion of the various towns.

- Master Plan development and revision

The upgrading of all the relevant master plans are crucial to identify the areas and lists of services that requires priority. These plans are also required when applying for grant funds.

funding to upgrade plants and network infrastructure to adhere to compliance prerequisites.

### **BUDGET (IF APPLICABLE)**

The extremely high costs associated with bulk infrastructure development hampers the development of new infrastructure and the upgrade of existing infrastructure. Applications are made annually to various departments.

#### *8.2.3.3 STRATEGIC OBJECTIVE 3: DEVELOP, MANAGE AND REGULATE THE BUILT ENVIRONMENT.*

- *SPATIAL PLANNING and LAND USE MANAGEMENT*

The Spatial Planning and Land Use Management Act, 2013 (Act 16 of 2013) was introduced on 1 July 2015 as a national framework act for land use planning, hereafter referred to as SPLUMA. Within the Western Cape Province, the Western Cape Government repealed the Land Use Planning Ordinance, 1985 (Ordinance 15 of 1985) and approved the Western Cape Land Use Planning Act, 2014 (Act 3 of 2014), hereafter referred to as LUPA. Both SPLUMA and LUPA via their own legislative that municipalities must give effect to the provisions of SPLUMA and LUPA via their own legislative powers. Council passed in terms of section 156(2) of the Constitution read with section 11(3)(m) of the Local Government: Municipal Systems Act, 2000 (Act 32 of 2000) a law on municipal land use planning. Bergrivier Municipality: By-Law on Municipal Land Use Planning was subsequently published and later amended in the Provincial Gazette. The Municipal planning environment changed radically with the promulgation of the Spatial Planning and Land Use Management Act, 2013 (Act 16 of 2013) (SPLUMA) and the Provincial Land Use Planning Act, 2013 (LUPA) during the second half of 2015.

### **DEVELOPMENT PRIORITIES**

#### **i. Implementation of SPLUMA and LUPA**

A Uniform Zoning Scheme was compiled and published in the Provincial Gazette Extraordinary on 17 June 2016.

#### **ii. Re-development of Show Grounds: Piketberg**

Re-development of the show grounds was initiated through the Provincial RSEP program. Additional planning was done by means of the Piketberg Gateway and Central Integration Zone Precinct Plan for the surrounding municipal land, to optimise community integration potential. The planning is to incorporate this section in the Small-Town Regeneration programme.

#### **iii. Precinct plans**

Expansion of Porterville Precinct Plan is required.

Piketberg was chosen as one of the national pilot projects in the Small-Town Regeneration Programme that is part of the Karoo Regional Spatial Development Framework. A Municipal Task Team and a Community Task

Team have been established, the approved Precinct Plan has been amended and funding will be sourced with the involvement and assistance of national and provincial government.

#### iv. Regulatory Framework for conservation and restoration of protected areas

The Municipality has a protected area in Redelinghuis as well as other protected areas, e.g., the Berg River estuary (RAMSAR site) and these need to be effectively managed.

#### v. Digital Transformation

Digital transformation in order to align technology, employees and the Municipality's functions for purposes of improving operational efficiency.

The full capital programme is contained in Chapter 10.

- *HOUSING*

In terms of the Constitution of South Africa, housing is a shared function between national and provincial government. The municipality's role is limited to the management of the housing waiting list and the implementation of approved housing projects. ***The municipality is therefore only the implementation agent.*** Projects for this function are listed under Housing Pipeline referred to in Chapter 4.

#### DEVELOPMENT PRIORITIES

##### Housing Pipeline

The municipality appointed consultants to develop a 10-year Human Settlement Master Plan that must include the 10-year housing pipeline. The full capital programme is contained in Chapter 10.

The municipality is in the process to appoint an Implementation agent for the following projects:

1. Piketberg 1000
2. Porterville Land Buy Out
3. Piketberg Land Buy Out
4. Trajekte Kamp Piketberg

- *BUILDING CONTROL*

#### DEVELOPMENT PRIORITIES

Building control is one of the game changers of the Fourth Generation IDP and the development of a problem building by-law and ensuring 100 % enforcement of building regulations will form the basis of the building control. On -going regulation of building activities.

**TABLE 90: BUILDING CONTROL**

Building Control	Sum of Final Budget 24/25	Sum of Final Budget 25/26	Sum of Final Budget 26/27
------------------	------------------------------	------------------------------	------------------------------

Equipment - Tablet, Plotter	-	120,000.00	-
Furniture , Equipment - Building Control	6,000.00	-	-
	<b>6,000.00</b>	<b>120,000.00</b>	-
<b>Property Services</b>	<b>Sum of Final Budget 24/25</b>	<b>Sum of Final Budget 25/26</b>	<b>Sum of Final Budget 26/27</b>
Air conditioners - offices	-	60,000.00	-
Entrance gate at PV stores & fencing	-	20,000.00	-
Furniture , Equipment - Council Property	10,000.00	6,000.00	-
Develop municipal offices Velddrif	-	2,500,000.00-	
Security at municipal buildings	-	300,000.00	-
Tools	5,000.00	12,000.00	-
	<b>15,000.00</b>	<b>2 898,000.00</b>	

- *RURAL DEVELOPMENT*

#### **DEVELOPMENT PRIORITIES**

The Municipality needs to fully play the role that is required of it in terms of rural development. One of the key priorities will be the conclusion of a service delivery agreement with the Moravian Church of South Africa to render services in Goedverwacht and Wittewater, a process which commenced in 2012/13 and is on-going. Negotiations with the Department of Rural Development and Land Reform will also commence to identify potential projects for the alleviation of poverty and the creation of either jobs or business opportunities in the rural areas.

#### *8.2.3.4 STRATEGIC OBJECTIVE 4: SOURCE ALTERNATIVE SOURCES OF ENERGY IN THE CONTEXT OF NATIONAL ELECTRICITY PROVISION.*

#### **INTRODUCTION**

South Africa's continued electricity supply crisis means alternative energy supply remains a requirement. Together with this is the current age of infrastructure that requires upgrading to ensure sustainable energy supply in the future. Bergrivier Municipality already developed a SSEG, and wheeling policies adopted by Council. This next step remains the issue of RFP to attract IPPS to invest in alternative sources of energy.

#### **CHALLENGES**

The challenges include:

- Age of current infrastructure to accept additional loads including pick-up points;
- Suitable land area for the development of PV;

- Defragmented network that does not assist with the implementation of the wheeling tariffs;
- Implementation of wheeling tariffs due to Finance readiness; and
- Readiness to accept alternative energy sources.

#### **DEVELOPMENT PRIORITIES**

These priorities include:

- Network studies: and
- Master planning to enable implementation of policies.

#### **BUDGET (IF APPLICABLE)**

Funding costs not available

#### *8.2.3.5 STRATEGIC OBJECTIVE 5: CONSERVE AND MITIGATE THE IMPACTS OF CLIMATE CHANGE.*

##### *POLLUTION (AIR QUALITY)*

EnviroWorks consultant was appointed by the West Coast District Municipality to review and update the West Coast District Municipality (WCDM) Air Quality Management Plan for the local municipalities in 2019. This plan was adopted by the Council of Bergrivier Municipality in November 2019. The full name of this plan is: Integrated Second Generation of the West Coast District Municipality inclusive of the five Local Municipalities Air Quality Management Plan, (2019- 2024), dated July 2019.

The Air Pollution Control By-law was revised and presented for public participation from 28 January to 28 February 2020. The By-law was renamed the Bergrivier Municipality Air Quality By-law and was adopted by Council on 11 June 2020 and published and promulgated in the Provincial Gazette, No. 8261 on Friday, 3 July 2020.

The West Coast District Municipality has funded and installed an ambient air quality monitoring station located at Velddrif within the Bergrivier Municipality. Bergrivier Municipality take part in the following two forums/ working groups:

**West Coast Air Quality Working Group (WCAQWG):** West Coast Air Quality Working Group (WCAQWG). This working group is chaired by the WCDM Air Quality Manager and is attended by representatives of all listed activities and municipal officials within the area of jurisdiction of the West Coast District Municipality.

**Joint Municipal Air Quality Working Group (JMAQWG).** To improve communication and cooperation between District and Local Municipal Air Quality Officers a communication platform has been established on 17 February 2015. A memorandum of agreement (MoA) is in place.

The Air Quality Officer for Bergrivier Municipality was delegated and appointed on 31/07/2018.

All non-listed facilities, fuel-burning apparatus and boilers (less than 10MW output) is the responsibility of the Local Municipality and listed facilities, controlled emitters and boilers and fuel-burning apparatus (more than 10MW, less than 50MW output) is the responsibility of the West Coast District Municipality.

## **DEVELOPMENT PRIORITIES**

### **Air quality monitoring**

Monitoring of air quality in terms of the Air Quality Management Plan.

### *ENVIRONMENTAL MANAGEMENT (BIODIVERSITY CONSERVATION AND CLIMATE CHANGE)*

The Municipality has an approved Local Biodiversity Strategy and Action Plan (LBSAP) and a Climate Change Adaptation Plan. The Bergrivier Municipality: Invasive species monitoring, control and eradication plan, (June 2020) was approved and adopted in the Mayco on 11 June 2020. A link to this plan can be provided and the plan is available on the Bergrivier Municipal website.

This Invasive species monitoring, control and eradication plan provides detail on the invasive species infestation in the properties under the control of Bergrivier Municipality and indicates the category of these species and the preferred removal method for each.

## **DEVELOPMENT PRIORITIES**

### **i. Biodiversity Conservation**

- Implement LBSAP
- Implement the Bergrivier Municipality: Invasive species monitoring, control and eradication plan.
- Environmental awareness and capacity building events are conducted within the Bergrivier Municipal area in partnership with other stakeholders and Departments.
- Enhance protected area status of other Critical Biodiversity Areas (CBAs) in co-operation with CapeNature.

### **ii. Climate Change**

A Climate Change Adaption Plan was developed for the Municipality in partnership with the Climate Change Sub Directorate of the Western Cape Department of Environmental Affairs and Development Planning as part of their Municipal Support Programme. This plan was approved by the Council in March 2014.

### *COASTAL AND ESTUARY MANAGEMENT*

Bergrivier Municipality, supported by the West Coast District Municipality, has reviewed and updated its 2013 Coastal Management Programme (CMP) in line with the requirements of the Integrated Coastal Management Act (ICMA) and in support of the implementation of the National CMP (2015) and the Western Cape CMP (2016). This updated Bergrivier Municipal CMP builds on its previous strengths and successes; is informed by stakeholder engagement; and responds to the requirements of current legal mandates as well as National, Provincial and Municipal policies, strategies and programmes. The Bergrivier Municipal Second-Generation Coastal Management Programme, 2019 – 2024, provided by the consultant, CES, on 22 August 2019, was adopted by Council in November 2019.

## **THE BERG RIVER ESTUARY:**

The Berg River Estuary is the most valuable biodiversity asset in the Municipality and is home to a multitude of birds, fish and invertebrates and has its own unique vegetation. It is also a provider of a range of ecosystem services that support the local economy (fishing, salt production etc.). It is ranked as the third most important estuary of conservation importance in South Africa. Media press release was issued from the Department of Forestry, Fisheries and the Environment on 3 February 2022: BERG ESTUARY DESIGNATED AS SOUTH AFRICA'S 28th WETLAND OF INTERNATIONAL IMPORTANCE - 2 FEBRUARY 2021

As the world marks World Wetlands Day 2022, South Africa is celebrating the declaration of its 28th wetland of international importance. The Berg Estuary in the Western Cape was declared as a RAMSAR Site under the Convention on Wetlands of International Importance in time for the marking of World Wetlands Day.

The Western Cape Government, Department of Environmental Affairs & Development Planning (DEADP) and CapeNature issued The Groot Berg River Estuary Draft Estuarine Management Plan, dated August 2021 as invitation for public comment, published in Provincial Gazette Extraordinary No. 8538 of Friday 28 January 2022, time until 4 March 2022 for comments.

This document is a Management Plan for the Berg River Estuary. It was originally developed under the auspices of the Cape Action Plan for the Environment (C.A.P.E.) Estuaries Management Programme. The main aim of this programme was to develop a conservation plan for the estuaries of the Cape Floristic Region (CFR), and to prepare individual management plans for as many estuaries as possible. The first draft revision of the Berg River Estuarine Management Plan (EMP), including the Situation Assessment and the Management Plan itself, is in response to a review conducted by the National Department of Environmental Affairs: Oceans and Coasts in 2014, to ensure compliance with the minimum requirements for estuary management plans as per the Protocol. This plan assigns roles and responsibilities to all organisations that are tasked with management of the Estuary.

The Responsible Management Authority (RMA) for the Berg River Estuary is mentioned as CapeNature according to the Groot Berg River Estuary Draft Estuarine Management Plan, August 2021: "Coordination of the implementation of the actions in this EMP by the RMA, CapeNature, and its strategic partners (Berg River Local Municipality, Saldanha Bay Local Municipality, Department of Environmental Affairs, West Coast District Municipality, Western Cape Provincial Government, Department of Water and Sanitation, Department of Forestry and Fisheries), will be monitored by a Groot Berg Estuary (Advisory) Forum (BEAF) comprising all key stakeholders on the estuary, using indicators within a set time-frame."

The Bergrivier Municipality: By-law Relating to the Control of Vessels and Boating activities on the Berg River Estuary was adopted by Council on 29 September 2020. Bergrivier Municipality: By-law Relating to the Control of Vessels and Boating activities on the Berg River Estuary promulgated in the Provincial Gazette Extraordinary, no. 8338 on 23 October 2020, and is being reviewed.



National Estuary Management Protocol was promulgated in June 2021 and indicates:

“Where an estuary falls within the boundary of a Municipality, the Provincial Environmental Department must develop an EMP in consultation with affected municipalities and the relevant National Government Departments.”

## **DEVELOPMENT PRIORITIES**

### **i. Implement Coastal Management Plan**

Implement responsibilities in terms of Integrated Coastal Management Plan when approved (subject to funding)

### **ii. Working for the Coast**

The Municipality participates in the National Department of Environmental Affairs Working for the Coast Programme.

### **iii. Berg Estuary Advisory Forum (BEAF)**

The Berg Estuary Advisory Forum (BEAF) was constituted in March 2010. The Forum comprises representatives of Local and District Municipalities, Provincial Government, Department of Water Affairs, Department of Environment, Forestry and Fisheries, CapeNature, Farmers, Fish Factories and Civil Organizations. The aim of the Forum is to conserve and protect the Berg River Estuary.

## **8.2.4 STRATEGIC GOAL 5: FACILITATE AN ENABLING ENVIRONMENT FOR A DIVERSIFIED ECONOMY AND GROWTH TO ALLEVIATE POVERTY.**

According to the National Framework for Local Economic Development (2006) the Municipality’s primary role is to create an environment where the overall economic and social conditions of the Municipality are conducive to the creation of employment opportunities, which is being done through the provision of bulk and service infrastructure and the provision of good value for money services. The financial viability of the Municipality, good governance and a developmentally orientated accountable administration also play a key role. Local economic development is not the responsibility of any singular sphere of government or department within government or sector and success will only be achieved through the combined efforts of all role players.

## **CHALLENGE**

The local economy of Bergrivier municipal area is in decline, and a dire need for local economic development was expressed. The dire need for local economic development was reiterated during the IDP Public Participation Process as job creation and poverty alleviation was expressed. The declining local economy impacts on local businesses, and many find it increasingly difficult to survive which in turn impacts negatively on the social conditions of our Community where unemployment and poverty are rife. The economic decline was exacerbated by the Covid-19 lockdown regulations leading to some businesses closing. This economic

decline also affects the financial viability of our Municipality as the bulk of our service rendering is funded by the income received for property rates and service fees. Many of the Municipality's consumers are unable to pay for their rates and services, while others are subsidised through indigent grants.

In May 2015 Council approved a Local Economic Strategy which led to the establishment of the Bergrivier Economic Development Forum. This forum is a collaborative platform between the private and public sector. In 2019 Council approved the establishment of an Economic Development Portfolio as to mainstream the work of the Department of Strategic Services. Considerable work was done by the Portfolio committee and an updated Economic Development Strategy was approved in 2019 as well as an Economic Recovery Plan in 2021. Both these strategies have been combined since as to ensure a single strategy. The major focus is on agriculture, tourism and the development of enterprises.

One of the key economic development programmes is the Small-Town Regeneration programme in Piketberg. It is anticipated that the catalytic programmes of the Thusong centre and the Skills Development initiatives can regenerate the economy of the town.

However, as local economic development needs to take place on a multi-dimensional level, the following strategic objectives and projects have been identified to ensure that the strategic goal is reached.

#### *8.2.4.1 STRATEGIC OBJECTIVE 1: IMPROVE THE REGULATORY ENVIRONMENT FOR EASE OF DOING BUSINESS.*

##### Preferential Procurement Policy and Strategy

The municipality will, whenever the procurement of goods and services arise, apply the constitutional imperatives governing supply chain management in terms of Section 127 of the Constitution in relation and alignment to Section 152 and 153 of the Constitution, as well as the National Development Plan. This will enable the municipality to give effect to Section 152 and 153 of the Constitution and in doing so, the municipality will explore all possible avenues of procurement strategies before any commitment for any procurement process will be authorized. The municipality will also ensure that all envisaged expenditure after the budget has been approved, will be populated in the various departments' procurement plans. No procurement process will be allowed outside of the authorized signed off procurement plans of the municipality as this ensure that all procurement expenditure is aligned to a procurement strategy.

#### *8.2.4.2 STRATEGIC OBJECTIVE 2: PROMOTE TOURISM.*

##### **INTRODUCTION**

Bergrivier Tourism Organisation (BTO) and its affiliate local tourism offices manage the local tourism function on behalf of the Municipality. The Municipality makes an annual contribution to their operational costs and to enable them to implement their Tourism Strategy.

##### **CHALLENGES**

- Insufficient funding;

- Limited tourism skills and qualifications in the area;
- Lack of marketing support from the District Tourism office; and
- Language barrier for visitors.

#### **DEVELOPMENT PRIORITIES**

- Lack of interest in tourism from local communities;
- Staff development and training;
- Promote Bergrivier to domestic and international travel trade and media; and
- Increase number of events in our region.

#### *8.2.4.3 STRATEGIC OBJECTIVE 3: ALLEVIATE POVERTY THROUGH JOB CREATION IN MUNICIPAL DRIVEN PROJECTS AND PROGRAMMES.*

##### **i. Bergrivier Economic Development Forum**

The municipality focused on establishing and improving relationships with the business sector to maximise Corporate Social Investment (CSI) potential. This was done through establishment of the Bergrivier Economic Development Forum on 5 November 2015 and the Forum had two major sessions since 2015 focussing on the main pillars of the economy in Bergrivier Municipal Area and on tourism. No meetings took place due to the Covid-19 pandemic and future Forum meetings are envisaged.

##### **ii. SMME Support**

The capacity of SMME's must be stimulated to enable them to play a meaningful role in the economy. This can be achieved through the assistance of key role players such as the Department of Trade and Industry, SEDA, SEFA and other stakeholders who have programmes that the centre and municipality can tap into. SMME's have also been organised into their own structure in Piketberg, Porterville and Velddrif and these structures will be duplicated in the smaller towns. A range of projects have already been identified in empowering SMME's and will be rolled out on an annual basis, with specific reference to the programme in Velddrif. One of the outcomes of the SMME training programme is the need for informal trading space and the first phase of funding has been granted from RSEP to develop units.

##### **iii. Strategic LED Partnerships**

Local economic development is dependent on the combined vision and actions of all stakeholders, and it is essential that partnerships are established, and that the municipality participate in all available forums to capitalise on available opportunities such as the Saldanha IDZ.

##### **iv. Velddrif Precinct Plan**

The Department of Rural Development and Land Reform assisted the Municipality with the development of a Precinct Plan for Velddrif which has been finalised and which will require implementation. Funding will have

to be sourced for the implementation. There is an alignment between the Precinct Plan and the proposed Harbour Development referred to above.

**v. Porterville CBD Precinct Plan**

The Municipality has developed a Precinct Plan for Porterville CBD, which will also require implementation. Funding will have to be sourced for the implementation, especially for the regeneration of the main road and the upgrading of the market square as the catalysts for investment.

**vi. Piketberg Precinct Plan**

The Department of Rural Development and Land Reform assisted the Municipality with the development of a Gateway and Central Integration Zone Precinct Plan for Piketberg which has been finalised and which will require implementation. As already outlined, Piketberg was chosen as one of the 3 national pilot projects in the Small-Town Regeneration Programme and the intention is to source funding through this programme for the Piketberg Precinct Plan.

**vii. Strategic partnerships with investors**

One of the key programmes is the development of strategic partnerships with investors to ensure that investors employ local people and offer business opportunities to local people, especially SMME's. Investors can also include investing in the skills development of the local youth and unemployed.

*8.2.4.4 STRATEGIC OBJECTIVE 4: ENSURE ALL POLICIES AND SYSTEMS IN BERGRIVIER MUNICIPALITY SUPPORT POVERTY ALLEVIATION.*

**i. Job Creation**

The municipality create jobs firstly through optimal use of the EPWP Programme. The Municipality will receive R 1 601 000 for the EPWP Programme for 2022/23. There are sub programmes to the EPWP Programme, and the Municipality is using the infrastructure and environment and culture sub programme. The Social subsector will also be utilised in the financial year to assist with law enforcement.

**TABLE 91: EPWP PROJECTS 2023/2024**

PROJECT	BENEFICIARIES	DAYS WORKED	AMOUNT	WOMEN	YOUTH
Roads Pavements Walkways	6	294	R 94 711	-	4
Alien eradication	3	255	R 51 854		2
Data Capturer	2	164	R 40682	2	1
Facilities maintenance	6	481	R 126 701	-	-
Parks and gardens	45	2 304	R 468 518	13	29
Public Safety	26	2 355	R 651 336	7	21

PROJECT	BENEFICIARIES	DAYS WORKED	AMOUNT	WOMEN	YOUTH
Resorts cleaning	9	447	R 94 964	4	7
Stormwater management	18	769	R 166 642	-	13
Waste Management	37	1 967	R 402 836	13	19
Replace water meters	13	1 044	R 212 297	1	6
Water conservation	4	572	R 116 316	1	-
Admin Support	3	108	R 26 067	1	3
Bulk Services Housing	8	500	R 126 852	-	4
Overgrown plots	1	85	R 21 250	1	-
Electrical network renewal	11	671	R 136 448	-	7
Reservoir PB	16	1 883	R 745 720	1	4
Rehab netball courts	4	223	R 60 566	-	4
Security Youth Centre	3	224	R 45 550	-	1
Phelophepha train	4	39	R 7 931	4	-

## ii. Community Workers Programme

The second programme for job creation will be through the Community Workers Programme. Bergrivier Municipality has been selected to employ 500 people from the poor communities to work 3 days per week for R 86/day. The ward committees will be used to assist in the identification of potential opportunities for temporary employment and to recruit from the poorest of the poor. Training will also be provided as per sector.

## iii. Food security

Although food security is not per se the mandate of local government, the municipality is seeking investors to drive a programme ensuring that all residents have access to food security, necessarily amongst the poorest of the poor. The Department of Agriculture also plays a pivotal role in assisting communities with growing their own food.

### *8.2.4.5 STRATEGIC OBJECTIVE 5: ATTRACT INVESTMENT THROUGH CATALYTIC INFRASTRUCTURE.*

#### **Small Town Regeneration Programme**

##### **INTRODUCTION**

See discussion on the Small-Town Regeneration Programme: Par 8.2.1.5

#### **Smart City Framework**

## **INTRODUCTION**

The “smart city “concept necessitates smart infrastructure. A comprehensive 4IR ecosystem containing essential elements such as people, governance, environment, economy, mobility and living conditions within a certain geographical sphere requires sustainable development. The development and implementation of a “smart city” requires substantial financial investment. Co-operation between public, private sectors and civil society is therefore inevitable.

## **CHALLENGES**

- Governance – flexibility;
- Economy – unemployment, economic decline, loadshedding;
- Environment – energy saving holistic approach to environmental and energy issues should be followed, climate change;
- People – unemployment, social cohesion, poverty, ageing population, cyber security; and
- Living – affordable housing, social cohesion, health problems, emergency management, safety and security, cyber security.

## **DEVELOPMENT PRIORITIES**

- Develop a Master Plan for “Smart Cities” in Bergrivier Municipal Area;
- Attract investment opportunities for purposes of creating a 4IR “bubble of life”; and
- Development and installation of smart infrastructure.

### **68.2.5 STRATEGIC GOAL 6: EMPOWERING PEOPLE THROUGH INNOVATION.**

*8.2.5.1 STRATEGIC OBJECTIVE 1: PROMOTE HEALTHY LIFESTYLES THROUGH THE PROVISION OF SPORT, RECREATIONAL AND OTHER FACILITIES AND OPPORTUNITIES.*

#### *SPORT DEVELOPMENT AND FACILITIES*

Each town has sport facilities which are managed by Local Sports Councils who, are also responsible for sports-development. The Municipality supports these Sports Councils through an annual grant and maintains and upgrade the facilities on an on-going basis.

Sport infrastructure is provided through the Municipal Infrastructure Grant (MIG) as well as funding from the Western Cape Provincial Department of Cultural Affairs and Sport. In terms of MIG, municipalities are required to allocate 5 % of their allocation to the development of sport facilities.

## **DEVELOPMENT PRIORITIES**

### **Implementation of the Sport Infrastructure Master Plan**

A consultant was appointed to draft a Sport Infrastructure Master Plan and the consultation with the local Sport Councils and councillors have already commenced. This process was concluded during August 2022. The municipality will attempt to find funding for the following projects:

- Upgrading of Porterville sport grounds;
- Upgrading of Watsonia and Rhino Park Sport grounds in Piketberg;
- Upgrading of Smith Sport grounds and Eric Goldschmidt Sport Grounds in Velddrif;
- Upgrading of sport grounds in Aurora;
- Upgrading of sport grounds in Eendekuil’
- upgrading of sport grounds in Redelinghuis, and
- building of padel courts in Porterville.

The full capital program is contained in Chapter 10, but the most significant capital development priorities are indicated on the table below:

**TABLE 92: SPORT DEVELOPMENT CAPITAL DEVELOPMENT PRIORITIES**

Sports Grounds and Stadiums	Sum of Final Budget 24/25	Sum of Final Budget 25/26	Sum of Final Budget 26/27
Furniture , Equipment - Sport Facilities and Swim	15 000,00	50 000,00	75 000,00
Irrigation Equipment	70 000,00	80 000,00	90 000,00
Irrigation Pumps	150 000,00	220 000,00	240 000,00
Mobile Pavilions	-	500 000,00	-
Security Measures	-	100 000,00	-
Tools	25 000,00	180 000,00	145 000,00
Upgrade B-Field PV	800 000,00	-	-
Upgrade of Pigeon Clubhouse	300 000,00	-	-
	<b>1 360 000,00</b>	<b>1 130 000,00</b>	<b>550 000,00</b>
Swimming Pools	Sum of Final Budget 24/25	Sum of Final Budget 25/26	Sum of Final Budget 26/27
Swimming Pool Renewals	2 500 000.00	350,000.00	-
	<b>2 500 000.00</b>	<b>350,000.00</b>	-

#### *HOLIDAY RESORTS*

The Municipality has holiday resorts in Laaiplek and Dwarskersbos, which need to be always maintained at a high standard as they contribute to local tourism.

#### **DEVELOPMENT PRIORITIES**

##### **i. Enhance the revenue from resorts.**

A Revenue Enhancement Plan was developed to enhance revenue from the resorts.

**Marketing**

Provision is made to advertise holiday resorts in newspapers and magazines.

**ii. Upgrading of resorts**

Improvement of facilities is done on an on-going basis.

**iii. Resort viability study**

Council is currently in a process to reconsider the future of the resorts.

**iv. Resort Master Plan**

The Resort Master Plan will be revised during the 2023/24 financial year.

The full capital programme is contained in Chapter 10, but the most significant capital development priorities are indicated on the table below:

**TABLE 93: HOLIDAY RESORT DEVELOPMENT PRIORITIES**

Holiday Resorts	Sum of Final Budget 24/25	Sum of Final Budget 25/26	Sum of Final Budget 26/27
Furniture , Equipment - Holiday Resorts	50,000.00	100,000.00	290,000.00
Tools and Equipment	25,000.00	60,000.00	-
Upgrading of Hall into conference room	-	500,000.00	500,000.00
Upgrading of resort carpenter work	-	-	794,000.00
Upgrading of resorts	-	220,000.00	242,000.00
	<b>75,000.00</b>	<b>880,000.00</b>	<b>1,826,000.00</b>

*COMMUNITY FACILITIES*

The Municipality has community halls in each town.

**DEVELOPMENT PRIORITIES****i. Maintenance and upgrading**

Community facilities will be maintained and upgraded on an on-going basis according to the approved facilities maintenance plan.

The full capital program is contained in Chapter 10, but the most significant capital development priorities are indicated on the table below:

**TABLE 94: COMMUNITY FACILITIES**

Community Halls and Facilities	Sum of Final Budget 24/25	Sum of Final Budget 25/26	Sum of Final Budget 26/27
Furniture , Equipment Community Hall	150,000.00	40,000.00	95,000.00



Community Halls and Facilities	Sum of Final Budget 24/25	Sum of Final Budget 25/26	Sum of Final Budget 26/27
Upgrade Aurora Community Hall	-	-	1,000,000.00
Upgrade Redelinghuis Community Hall	300 000.00		
Upgrade Velddrif Town Hall	-	750,000.00	-
	<b>450,000.00</b>	<b>790,000.00</b>	<b>1,095,000.00</b>

#### COMMUNITY PARKS AND OPEN SPACES

Community parks and public open spaces have important recreational and conservation value. A key priority is to develop parks into fully functional spaces, which provide safe and secure recreational opportunities for all communities in the municipal area. In addition, the municipality has embarked on a process to facilitate greater safety awareness, even as far as the purchase, installation and maintenance of playground equipment is concerned. Consultants have been appointed to develop a Master Plan for play parks and open public spaces.

#### DEVELOPMENT PRIORITIES

- Maintenance and upgrading, and
- Community parks will be maintained and upgraded on an on-going basis. Every effort is being made to ensure that all equipment is fully functional and user-friendly. At the same time, the surface-areas of playparks will receive attention, so that it is free from safety hazards.

The full capital program is contained in Chapter 10, but the most significant capital development priorities are indicated on the table below:

**TABLE 95: COMMUNITY PARKS CAPITAL DEVELOPMENT PRIORITIES**

Community Parks	Sum of Final Budget 24/25	Sum of Final Budget 25/26	Sum of Final Budget 26/27
Benches - open spaces	-	60 000,00	70 000,00
Fencing Playpark Eendekuil	200 000,00	-	-
Fencing Playpark PB	-	400 000,00	-
Landscaping Equipment	100 000,00	220 000,00	242 000,00
Playpark	150 000,00	-	-
Ride-on Lawnmowers	150 000,00	-	-
Tools & Equipment	15 000,00	-	-
Upgrade Community Parks AUR	60 000,00	-	-

Community Parks	Sum of Final Budget 24/25	Sum of Final Budget 25/26	Sum of Final Budget 26/27
Upgrade Community Parks PB	30 000,00	-	-
Upgrading of Entrances and Gardens- Velddrif	100 000,00	-	-
	<b>805 000,00</b>	<b>680 000,00</b>	<b>312 000,00</b>

### *LIBRARIES AND MUSEUMS*

Collection of information resources, in print or in other forms, that is organized and made accessible for reading or study. Today's libraries are a place in which literary and artistic material, such as books, periodicals, newspapers, pamphlets, DVD's and CDs are kept for reading, reference, or lending. An extended services such as Library of the blind audiobooks and E-Books (Libby) are a new addition to our service. The public library consists of four (4) components, librarians, library material, patrons and buildings. The librarian should strive to empower the community, improve the quality of life, encourage a lifelong learning, connect people with technology and reach out to people of all ages. One of the main tasks of a librarian is to educate borrowers in the use of library material and help them choose the correct material and giving information when needed. Libraries are the functional mandate of the Department of Cultural Affairs and Sport (Western Cape Library Services), and the Municipality manages 14 community libraries on their behalf.

In terms of the Constitution of South Africa local museums are a function of local government. The two museums of the municipality, the Jan Danckaert Museum in Porterville and the Piketberg Museum are managed by Museum Committees and are given a grant in aid by the municipality to cover some of their operational costs. The Municipality also gave a grant in aid to the SA Fisheries Museum in Velddrif. The Municipality plays an active role on the Museum Committee.

### **DEVELOPMENT PRIORITIES**

#### **Good quality library and information services**

The Municipality aims to provide library and information services of a high quality and does this with operational and capital grants provided by the Department of Sport, Art and Culture.

The full capital program is contained in Chapter 10, but the most significant capital development priorities are indicated on the table below:

**TABLE 96: LIBRARY CAPITAL DEVELOPMENT PRIORITIES**

Libraries and Archives	Sum of Final Budget 24/25	Sum of Final Budget 25/26	Sum of Final Budget 26/27
Shelves/Tables/Office furniture for libraries	30,000.00	50,000.00	-
	<b>30,000.00</b>	<b>50,000.00</b>	-

*8.2.5.2 STRATEGIC OBJECTIVE 2: PROMOTE CONTINUED PARTNERSHIPS FOR YOUTH DEVELOPMENT.*

There is a need for social programmes in the municipal area and the municipality work co-operatively with other spheres of government, corporates and NGOs to bring social programmes to Bergrivier. Of particular importance is the provision of support to people with disabilities.

**DEVELOPMENT PRIORITIES**

**i. Youth Café**

The Youth Café concept is being designed, developed and implemented by the Department of Social Development of the Western Cape Provincial Government. Youth cafes have already successfully been established in George, Mitchells Plain, Vanguard (the latter 2 areas in Cape Town). The purpose is to provide a vibrant and safe environment for the youth where they can access opportunities to develop their skills, personal development and opportunities. The café also offers a cashless environment using a digital currency (ZLATO) enabling the youth to earn rewards by doing acts of kindness in their communities. The youth can also purchase a variety of café items and spend their digital currency at local merchants through a controlled market. The first Youth Café will be in Noordhoek in Velddrif and is being run by Mfesane.

**ii. Pietie Fredericks Youth Centre in Piketberg**

Through funding from PPC Cement, Suiderland Plase, Tip Trans Resources, Western Cape Provincial Government and the municipality, a youth centre is being constructed in Piketberg and Phase I will be operational end-2024. The planning is to establish the Youth Centre as a accredited training centre through the SETA's and that various SETA programmes can be presented at the Centre.

**iii. A Youth Programme**

A Youth Programme is in the process of being drafted and include activities such as:

- a. An electronic database of bursaries available, job opportunities available and internships.
- b. LOTYDE; and
- c. Early Childhood Development.

**iv. Porterville Skills Development Centre**

An important skills development initiative that was completed is the skills centre in Porterville funded by PPC and being run by the Goedgedacht Trust.

**v. Thusong Programme**

The Municipality will continue to participate in the Thusong Programme to ensure that our Community has access to government services until funding is secured for a building to house the Department of Home Affairs, SASSA and SARS.

**vi. Memoranda of understanding**

The Municipality has embarked on a process of concluding memoranda of understandings with Provincial Departments such as Social Development and Community Safety to ensure co-operation and alignment of initiatives. This must be done annually and expanded to include other Departments.

*8.2.5.3 STRATEGIC OBJECTIVE 3: PROMOTE A SAFE ENVIRONMENT FOR ALL WHO LIVE IN BERGRIVIER MUNICIPAL AREA.*

*TRAFFIC AND LAW ENFORCEMENT*

An analysis of community needs revealed that the second highest priority in the Municipal Area is improved law enforcement from all spheres of government tasked with enforcing the law. There are several stakeholders involved in law enforcement from both the Municipality, the West Coast District Municipality and other spheres of government and a concerted effort is required to create a safe environment.

One of the game changers for this strategic objective is to develop a zero-tolerance programme for law transgressions.

**DEVELOPMENT PRIORITIES**

**i. Develop a zero-tolerance programme for law transgressions.**

The purpose is to develop a programme that will be aimed at an awareness for zero-tolerance on law transgressions. This programme will have to be integrated and will include all municipal departments and provincial and national sectors involved in the enforcement of the law.

**ii. Revenue enhancement**

Enhance the revenue from traffic fines (Implement revenue enhancement initiative) (on-going).

**iii. Visibility**

Regularly review Traffic Operational Plan to enhance visibility and optimal functionality of law enforcement officers.

**iv. EPWP**

Implement programmes to utilise unemployed persons for Law Enforcement.

**v. Replacement of vehicles and equipment**

Replacement of vehicles and equipment is on-going.

**vi. Implement Community and Rural Safety Plan**

The Community and Rural Safety Plan was approved by Council on 30 March 2021.

The full capital program is contained in Chapter 10, but the most significant capital development priorities are indicated on the table below:

**TABLE 97: TRAFFIC AND LAW ENFORCEMENT DEVELOPMENT PRIORITIES**

Traffic Control	Sum of Final Budget 24/25	Sum of Final Budget 25/26	Sum of Final Budget 26/27
Airconditioners	100,000.00	-	-
New DLTC - PV	-	400,000.00	-
Safety and Security Enhancement	250,000.00	-	-
	<b>350,000.00</b>	<b>400,000.00</b>	-

#### *FIRE AND DISASTER MANAGEMENT*

The revised Disaster Management Plan was submitted and approved by the Mayoral Committee in May 2016. The Municipality is responsible for disaster management in its area of jurisdiction. The municipality is also responsible for structural fires in its urban as well as rural areas. We are in the process of reviewing the risk assessment in consultation with the West Cost District Municipality and the Western Cape Provincial Disaster Management Centre. Thereafter the Disaster Management Plan will be revised. The lack of a fully functional Fire Department is identified as a risk.

#### **DEVELOPMENT PRIORITIES**

##### **i. Disaster Management Plan**

The municipality is currently in the process to revise the risk assessment of the municipality. The Disaster Management Plan was revised during the 2023/24 financial year.

##### **ii. Implement Community and Rural Safety Plan**

Implementation of the Community and Rural Safety Plan initiatives is on-going.

##### **iii. Fire –By-law**

The Municipality's Fire By-law will be revised during the 2023/24 financial year.

The full capital program is contained in Chapter 10, but the most significant capital development priorities are indicated on the table below:

**TABLE 98: FIRE AND DISASTER MANAGEMENT CAPITAL DEVELOPMENT PRIORITIES**

Fire Fighting and Protection	Sum of Final Budget 24/25	Sum of Final Budget 25/26	Sum of Final Budget 26/27
Fire Fighting Equipment	70,000.00	100,000.00	180,000.00
Furniture , Equipment - Fire	10,000.00	-	-
Lifeguard Equipment	50,000.00	-	-
Replacement of Fire Fighting Pump	390,000.00	-	-
	<b>520,000.00</b>	<b>100,000.00</b>	<b>180,000.00</b>

*CONTROL OF ANIMALS*

The Municipality supports private animal welfare organisations and has concluded an agreement with Swartland SPCA in Darling to provide animal impound facilities on behalf of the Municipality. Velddrif Animal Care (VAC) and Piketberg Animal Clinic also assist with this function.

*CEMETERIES*

Consultants have been appointed to compile a Cemetery Master Plan that will include inter alia lay-out plans of the new cemeteries in Porterville, Piketberg and Noordhoek. Communities did not place a high priority on the development of cemeteries during the IDP Public Participation Process but would like to see improved maintenance standards.

**DEVELOPMENT PRIORITIES****i. Maintenance and upgrading**

Cemeteries will be maintained and upgraded on an on-going basis. Porterville Cemetery Expansion project is completed with extension feasibility being assessed. Ablution facilities upgrades are being implemented for Redelinghuis and Aurora.

The full capital program is contained in Chapter 10.

**TABLE 99: CEMETERIES CAPITAL DEVELOPMENT PRIORITIES**

Cemeteries	Sum of Final Budget 24/25	Sum of Final Budget 25/26	Sum of Final Budget 26/27
Building of toilet - Redelinghuis	300 000.00		
Tools	5,000.00	30,000.00	35,000.00
Upgrade entrance and parking	-	400,000.00	200,000.00
	<b>305,000.00</b>	<b>430,000.00</b>	<b>235,000.00</b>

*8.2.5.4 STRATEGIC OBJECTIVE 4: DEVELOP A MASTER PLAN FOR "SMART CITIES" IN BERGRIVIER MUNICIPAL AREA.***INTRODUCTION**

The "smart city" concept should be regarded in a broad sense in that each municipality and the municipal area of operation is unique and has its own unique requirements and strategic objectives within the Constitutional framework. It can be defined as a geographical area where traditional networks and services are developed and expanded to be more flexible and adaptable, efficient and sustainable with the use of information, digital- and telecommunication technologies with the purpose of improving the "city's" operations for the benefit of all its inhabitants. They are greener, safer, faster and friendlier. It consists of different components such as

smart infrastructure, smart transportation, smart energy, smart healthcare, smart technology to name but a few.

### **CHALLENGES**

- ICT challenges include:
  - ✓ Capacity;
  - ✓ ICT infrastructure; and
  - ✓ Smart infrastructure.
- Municipal challenges include:
  - ✓ Institutional and organisational arrangements;
  - ✓ Skills and knowledge; and
  - ✓ Partnerships.

### **DEVELOPMENT PRIORITIES**

- Develop a Master Plan for “Smart Cities” in Bergrivier Municipal Area;
- Improve customer engagement – Website, App;
- Smart infrastructure; and
- Community participation, community projects and transfer of skills.

## CHAPTER 9: ALIGNMENT OF THE IDP WITH THE BUDGET



Bokkoms: A Dying trade in Velddrif

**Photographer unknown: Photo provided.**



## 9.1 BUDGET AND FINANCIAL PLAN

Over the past financial years via sound and strong financial management, Bergrivier Municipality has moved internally to a position of relative financial stability. During the 2024/25 financial year, the municipality's cash flow position is projected to increase at year end due to the municipality's focus on ensuring a cash funded budget and strict cashflow management and budget control. In terms of our funding and reserves policy, we also focus on cash-backed reserves and provisions. This, however, remains a challenge due to extremely difficult economic conditions and the affordability of the municipal bill. There is also a high level of compliance with the MFMA and other legislation directly affecting financial management.

The Municipal Systems Act, Section 26(h) requires a municipality to include a financial plan, which must have budget projection of at least the next 3 years in the annual Integrated Development Plan (IDP). In essence, this financial plan is a medium-term strategic framework on how the municipality plans to deliver services within financial means.

The Bergrivier Municipality's Medium-Term Revenue and Expenditure Framework (MTREF) materially complies with the latest budget regulations, as well as the requirements of the National Treasury (MFMA Circulars). This plan has been prepared taking in consideration the priorities and direction established by the municipality during the 2024/2025 budget deliberations.

The balancing act is to achieve the strategic objectives with available financial resources, and to always consider the effect of tariff adjustments on the community at large, and specifically the poor. In today's difficult economic conditions, NERSA recently announced the tariff increases by Eskom to municipalities should be 12,72 % and the tariff increases by municipalities to consumers should be limited to 10.90 % for the 2024/25 financial year. Other tariffs all increase by between 6,9 % except for the refuse tariff where an increase of 20 % is unavoidable to ensure the financial sustainability of the service. A new valuation roll has been implemented with effect from 1 July 2023 and the Municipality has projected that revenue from property rates will grow by 10 %.

The financial principles and policies that the municipality has fundamentally adhered to for many years continues to lead the municipality's financial stability and sustainability into the coming years. These principles and policies will establish the basic framework for the responsible management of the municipality's financial resources.

An independent financial assessment done by INCA portfolio managers has resulted in the Municipality receiving an equivalent credit rating of A+ being Investment grade. This provides the platform whereby we have budgeted for external borrowing to finance Capital Projects in the amount of R 16,9 million for the 2024/2025 financial year with a total of R 67 million over the MTREF.

The financial position of the municipality is planned to remain healthy whereby we can comfortably cover our short-term obligations. The current ratio is projected at 3,37:1 current liability coverage in 2024/25 and will remain above 3,7:1 current liability coverage over the MTREF.

### 9.1.1 CAPITAL PROGRAMME

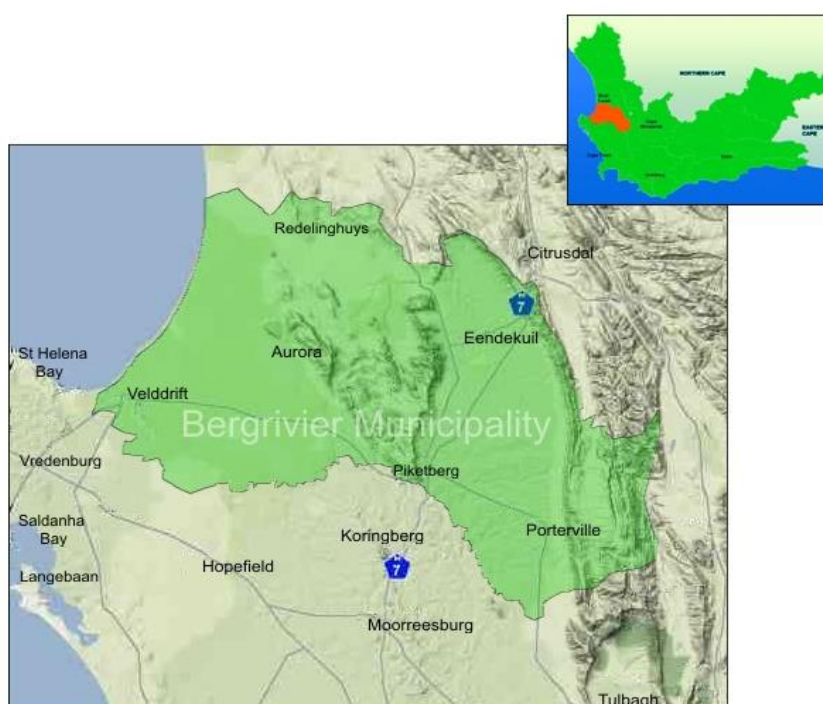
Our priority remains the development and maintenance of our infrastructure resulting in Technical Services receiving 79% of the Capital Budget allocation over the three-year budget period. The following table sets out the Municipality’s capital expenditure over the next three years:

**TABLE 100: THREE YEAR CAPITAL EXPENDITURE**

Final Budget 23/24	Adjustment Budget 23/24	Final Budget 24/25	Final Budget 25/26	Final Budget 26/27
102,440,609.00	114,528,550.00	75,594,298.00	80,177,696.00	74,830,956.00

The following map and table set out the capital expenditure per town. Bergrivier projects are projects where the allocation will be divided between towns.

**FIGURE 61: SPATIAL REPRESENTATION OF MUNICIPAL CAPITAL DEVELOPMENT PROGRAMME**



The table hereunder provides a summary of the capital spending per Town over the MTREF:

**TABLE 101: CAPITAL PROGRAMME PER TOWN**

TOWN	Sum of Final Budget 23/24	Sum of AdjBud. 23/24	Sum of Final Budget 24/25	Sum of Final Budget 25/26	Sum of Final Budget 26/27
AR	65,217.00	69,565.00	750,691.00	250,000.00	-
AU	80,000.00	80,000.00	850,000.00	2,120,000.00	60,000.00

TOWN	Sum of Final Budget 23/24	Sum of AdjBud. 23/24	Sum of Final Budget 24/25	Sum of Final Budget 25/26	Sum of Final Budget 26/27
AR	65,217.00	69,565.00	750,691.00	250,000.00	-
AU	80,000.00	80,000.00	850,000.00	2,120,000.00	60,000.00
AUR	190,000.00	454,000.00	60,000.00	300,000.00	1,300,000.00
BR	28,026,000.00	32,758,424.00	22,812,913.00	18,181,565.00	12,643,174.00
DKB	1,015,000.00	2,670,000.00	-	1,200,000.00	500,000.00
EK	3,539,000.00	3,626,105.00	200,000.00	1,450,000.00	6,000,000.00
PB	45,618,739.00	48,799,195.00	30,993,608.00	10,310,000.00	5,510,000.00
PV	13,482,609.00	16,559,692.00	6,363,159.00	2,740,000.00	8,442,696.00
PV & PB & VD	160,000.00	60,000.00	-	-	-
RH	2,042,957.00	1,906,265.00	1,596,568.00	9,125,696.00	4,939,521.00
VD	8,221,087.00	7,545,304.00	11,967,359.00	34,500,435.00	35,435,565.00
<b>Grand Total</b>	<b>102,440,609.00</b>	<b>114,528,550.00</b>	<b>75,594,298.00</b>	<b>80,177,696.00</b>	<b>74,830,956.00</b>

The following table contains the three-year capital expenditure programme as contained in the budget.

**TABLE 102: THREE YEAR CAPITAL EXPENDITURE PROGRAMME WITH PROJECTS**

CostCentre	OwnDescription	Town	Ward	Funding	Final Budget 24/25	Final Budget 25/26	Final Budget 26/27
1.1 - Mayor and Council	Diverse office furniture and equipment	BR	Admin	cr	20,000	20,000	-
1.2 - Municipal Manager	Furniture and equipment - Communication	BR	Admin	cr	5,000	6,000	-
1.2 - Municipal Manager	Furniture and equipment - MM Office	BR	Admin	cr	20,000	20,000	-
1.3 - Economic Development /Planning	Youth Centre PB: Furniture and equipment	PB	4	CR	30,000	-	-
1.3 - Economic Development/Planning	Furniture , Equipment (Youth Centre)	PB	4	sk / cr	158,320	-	-
1.3 - Economic Development/Planning	Youth Centre PB: Fencing of centre	PB	4	CR	200,000	-	-
1.3 - Economic Development/Planning	Informal Trading Area	VD	6	RSEP	1,000,000	-	-
2.1 - Finance	Furniture , Equipment - Finance	BR	Admin	cr	50,000	-	-
2.1 - Finance	Upgrade SCM Stores	pb	3	cr	650,000	-	-
3.2 - Human Resources	Furniture , Equipment - Human Resources	BR	Admin	cr	10,000	20,000	-
3.3 - Information Technology	IT Equipment	BR	Admin	cr	200,000	-	-
3.3 - Information Technology	Website - ( Depended on SITA analysis and Strategic Report)	BR	Whole	cr	-	200,000	-
3.3 - Information Technology	Replacement of computers	BR	Admin	el	340,000	-	-
3.3 - Information Technology	IT System Upgrade (Enhancement of IT system : Busi	BR	Admin	el	450,000	-	-
3.5 - Director: Corporate Services	Furniture , Equipment - Corporate Services	BR	Admin	cr	10,000	10,000	10,000

DRAFT BERGRIVIER IDP FOR 5<sup>TH</sup> TERM OF OFFICE OF COUNCIL

CostCentre	OwnDescription	Town	Ward	Funding	Final Budget 24/25	Final Budget 25/26	Final Budget 26/27
4.1 - Building Control	Furniture , Equipment - Building Control	BR	Whole	cr	6,000	-	-
4.1 - Building Control	Equipment - Tablet, Plotter	BR	Whole	cr	-	120,000	-
4.2 - Project Management Unit	Furniture and Equipment - Project Management	PB	Whole	cr	9,000	-	-
4.2 - Project Management Unit	Repair Rooi Baai Jetty	VD	7	cr	600,000	-	-
4.2 - Project Management Unit	New municipal offices	PB	Admin	el	2,400,000	4,000,000	-
4.3 - Property Services	Furniture , Equipment - Council Property	BR	Whole	cr	10,000	6,000	-
4.3 - Property Services	Tools	BR	Whole	cr	5,000	12,000	-
4.3 - Property Services	Entrance gate at PV stores & fencing	PV	1	cr	-	20,000	-
4.3 - Property Services	Air conditioners - offices	BR	Whole	cr	-	60,000	-
4.3 - Property Services	Security at municipal buildings	BR	Admin	cr	-	300,000	-
4.3 - Property Services	Develop municipal offices VD	VD	6	cr	-	2,500,000	-
4.5 - Solid Waste Removal	Tools	BR	Whole	cr	5,000	10,000	10,000
4.5 - Solid Waste Removal	Furniture , Equipment - Refuse Removal	BR	Whole	cr	10,000	10,000	11,000
4.5 - Solid Waste Removal	Skips at Drop Off	PV	1&2	cr	150,000	-	150,000
4.5 - Solid Waste Removal	Upgrade Refuse building - PB	PB	3&4	cr	-	-	400,000
4.5 - Solid Waste Removal	Fencing at PB Transfer Station	pb	3&4	el	400,000	-	-
4.5 - Solid Waste Removal	Woodchipper	PV	1&2	cr	600,000	-	-
4.5 - Solid Waste Removal	Fencing at Landfill Sites	BR	Whole	cr	-	500,000	600,000

DRAFT BERGRIVIER IDP FOR 5<sup>TH</sup> TERM OF OFFICE OF COUNCIL

CostCentre	OwnDescription	Town	Ward	Funding	Final Budget 24/25	Final Budget 25/26	Final Budget 26/27
4.5 - Solid Waste Removal	Drop Off - Redelinghuis	rh	5	el	500,000	1,000,000	-
4.5 - Solid Waste Removal	Drop Off - Eendekuil	ek	5	cr	-	-	3,000,000
4.7 - Roads	Furniture , Equipment - Roads	BR	Whole	cr	5,000	6,000	7,000
4.7 - Roads	Cement ditches in Aurora	AU	6	cr	-	70,000	-
4.7 - Roads	Transport Trailers Multi-Purpose	BR	Whole	cr	120,000	-	-
4.7 - Roads	Tools	BR	Whole	cr	30,000	60,000	65,000
4.7 - Roads	Traffic calming measures (Speed bumps) Bring Traff	BR	Whole	cr	300,000	100,000	100,000
4.7 - Roads	Upgrade Theron Street	PV	1	cr	500,000	-	-
4.7 - Roads	Upgrade Sidewalks (PB)	PB	3	cr	200,000	200,000	200,000
4.7 - Roads	Upgrade Sidewalks (PV)	PV	1	cr	300,000	150,000	150,000
4.7 - Roads	Construction of roads (BM)	BR	Whole	el	300,000	200,000	400,000
4.7 - Roads	Construction of roads: RDP Houses	PB	Whole	el	300,000	300,000	300,000
4.7 - Roads	Upgrade Sidewalks (VD)	VD	7	cr	300,000	300,000	300,000
4.7 - Roads	Rebuild street - Laaiplek 2	vd	7	cr	500,000	400,000	-
4.7 - Roads	Rebuild gravel roads – industrial area VD (EL)	vd	7	el	1,000,000	-	-
4.7 - Roads	Rebuild street Ward 3	pb	3	cr	600,000	400,000	600,000
4.7 - Roads	Upgrade of roads and stormwater AU	au	6	el	800,000	1,000,000	-
4.7 - Roads	Herbou van grond paaie - industriele area VD	vd	7	cr	-	1,000,000	1,000,000

DRAFT BERGRIVIER IDP FOR 5<sup>TH</sup> TERM OF OFFICE OF COUNCIL

CostCentre	OwnDescription	Town	Ward	Funding	Final Budget 24/25	Final Budget 25/26	Final Budget 26/27
4.7 - Roads	Reseal Voortrekker Road (VD)	VD	7	el	-	1,500,000	1,000,000
4.7 - Roads	Reseal/Construction of streets	BR	Whole	el	2,000,000	1,500,000	2,000,000
4.7 - Roads	Rebuild Church lane	VD	6	el	1,500,000	1,000,000	4,000,000
4.8 - Electricity	High tension circuit breakers	PV	Whole	cr	-	50,000	-
4.8 - Electricity	Larger HT Switches - standby battery cell	VD	Whole	cr	75,000	-	-
4.8 - Electricity	Installation of new streetlights	BR	Whole	cr	100,000	-	-
4.8 - Electricity	Furniture , Equipment - Electricity	BR	Whole	cr	25,000	100,000	-
4.8 - Electricity	RH Solar Assist (Own Contribution)	RH	5	el	126,418	-	-
4.8 - Electricity	Bulk meter replacement	PV	Whole	cr	70,000	70,000	-
4.8 - Electricity	AUR Solar Assist (Own Contribution)	AR	6	el	158,023	-	-
4.8 - Electricity	Aur Water Security through Solar Assist at Water PS	AR	6	mig	342,668	-	-
4.8 - Electricity	RH Water Security through Solar Assist at Water PS & WTW	RH	5	mig	370,150	-	-
4.8 - Electricity	Replace O/H feeder to Monte Bertha	PV	2	cr	450,000	-	-
4.8 - Electricity	Security of electrical assets	BR	Whole	el	500,000	-	-
4.8 - Electricity	VD Genset WWTW (Own Contribution)	VD	7	el	592,075	-	-
4.8 - Electricity	Smart Metering	br	Whole	el	-	300,000	300,000
4.8 - Electricity	Network Renewals	BR	Whole	el	650,000	-	-
4.8 - Electricity	PB Genset WWTW (Own Contribution)	PB	4	el	702,865	-	-

DRAFT BERGRIVIER IDP FOR 5<sup>TH</sup> TERM OF OFFICE OF COUNCIL

CostCentre	OwnDescription	Town	Ward	Funding	Final Budget 24/25	Final Budget 25/26	Final Budget 26/27
4.8 - Electricity	Mid-block lines	VD	Whole	cr	400,000	400,000	-
4.8 - Electricity	Minisub in Basson Street Porterville Increase Demand	PV	1	cr	-	850,000	-
4.8 - Electricity	VD Permanent Genset at WWTW	VD	6&7	mig	945,952	-	-
4.8 - Electricity	VD Permanent Genset at Albatros Sewerage Pump Station	VD	6&7	mig	1,159,332	-	-
4.8 - Electricity	PV Genset WWTW (Own Contribution)	PV	2	el	1,208,159	-	-
4.8 - Electricity	PB Permanent Genset at WWTW	PB	3&4	mig	1,435,185	-	-
4.8 - Electricity	Mid-block lines Noordhoek, VD	VD	6	cr	-	1,450,000	-
4.8 - Electricity	Network Upgrading Waterkant Street	PB	3	cr	-	1,500,000	-
4.8 - Electricity	Blackout Projects	BR	Whole	cr	-	1,600,000	-
4.8 - Electricity	PV Permanent Genset at WWTW	PV	1&2	mig	1,700,217	-	-
4.8 - Electricity	Replace Mini substations and transformers	BR	Whole	cr	-	2,000,000	-
4.8 - Electricity	Replace Dwarskersbos O/H lines with Cable	VD	6	el	-	1,100,000	1,000,000
4.8 - Electricity	Bergrivier Bulk Services Upgrade/RDP Houses	BR	Whole	DoE	533,913	2,869,565	2,592,174
4.8 - Electricity	Retro-fit main substation oil circuit breakers	PB	3	el	4,000,000	2,200,000	3,000,000
4.8 - Electricity	Bergrivier Bulk Services Upgrade/RDP Houses	BR	Whole	cr	10,000,000	-	-
4.9 - Street Lighting	Take Over Eskom Streetlights - Eendekuil	ek	5	cr	-	450,000	-
5.1 - Sewerage	Furniture , Equipment - Sewerage	BR	Whole	cr	5,000	10,000	14,000
5.1 - Sewerage	Tools	BR	Whole	cr	10,000	25,000	25,000



DRAFT BERGRIVIER IDP FOR 5<sup>TH</sup> TERM OF OFFICE OF COUNCIL

CostCentre	OwnDescription	Town	Ward	Funding	Final Budget 24/25	Final Budget 25/26	Final Budget 26/27
5.1 - Sewerage	Replace rising mains in pump stations	VD	Whole	cr	120,000	120,000	130,000
5.1 - Sewerage	Standby generators for pump stations pump	VD	6&7	cr	-	-	400,000
5.1 - Sewerage	Upgrade Albatros Pumpstation	VD	7	cr	400,000	-	-
5.1 - Sewerage	Telemetry	BR	Whole	cr	200,000	-	210,000
5.1 - Sewerage	Telemetry at pump stations	VD	Whole	cr	150,000	-	270,000
5.1 - Sewerage	Fencing Sewer Pump Stations	VD	Whole	cr	150,000	150,000	160,000
5.1 - Sewerage	Sewer Renewals	BR	Whole	cr	150,000	160,000	160,000
5.1 - Sewerage	Switchgear and pumps	VD	Whole	cr	300,000	350,000	350,000
5.1 - Sewerage	Sewerage standby pumps	VD	Whole	cr	350,000	350,000	380,000
5.1 - Sewerage	New vacuum tanker (jet vac)	VD	6.7	el	-	-	1,500,000
5.1 - Sewerage	Sewerage network - Velddrif (Port Owen)	VD	6	el	500,000	1,000,000	1,000,000
5.1 - Sewerage	WSIG PB Wastewater Treatment Works	PB	2	wsig	8,695,652	-	-
5.1 - Sewerage	WSIG VD Wastewater Treatment Works	VD	2	wsig	-	11,304,348	17,391,304
5.2 - Waste Water Treatment	Security at WWTW	BR	Whole	cr	-	200,000	-
5.2 - Waste Water Treatment	Upgrade VD WWTW (critical) Own funds	VD	6,7	cr	500,000	-	-
5.2 - Waste Water Treatment	Disinfection at WWTW	br	Whole	el	-	600,000	-
5.2 - Waste Water Treatment	Fencing WWTW	BR	Whole	cr	300,000	400,000	-
5.2 - Waste Water Treatment	Decentralized WWTW Aurora	au	6	el	-	1,000,000	-

DRAFT BERGRIVIER IDP FOR 5<sup>TH</sup> TERM OF OFFICE OF COUNCIL

CostCentre	OwnDescription	Town	Ward	Funding	Final Budget 24/25	Final Budget 25/26	Final Budget 26/27
5.2 - Waste Water Treatment	Decentralized WWTW Redelinghuis	rh	5	el	-	1,000,000	-
5.2 - Waste Water Treatment	Oxidation Pond at Eendekuil	EK	5	el	-	-	3,000,000
5.3 - Storm Water Management	Furniture , Equipment - Stormwater Management	BR	Whole	cr	3,000	7,000	7,000
5.3 - Storm Water Management	PV Stormwater Ward 2 (Multi Year)	PV	2	mig	434,783	-	-
5.3 - Storm Water Management	PB Stormwater Ward 4 (Multi Year)	PB	4	mig	434,783	-	-
5.3 - Storm Water Management	Implement Stormwater Masterplan (PB)	PB	4	cr	-	400,000	1,000,000
5.4 - Water Distribution	Furniture , Equipment - Water	BR	Whole	cr	5,000	10,000	15,000
5.4 - Water Distribution	Tools	BR	Whole	cr	15,000	30,000	35,000
5.4 - Water Distribution	Centralise Telemetry	BR	Whole	cr	100,000	-	-
5.4 - Water Distribution	Replace redundant meters	PV	2	cr	150,000	-	-
5.4 - Water Distribution	Security at VD Reservoirs	VD	6,7	cr	-	150,000	-
5.4 - Water Distribution	Telemetry upgrade	BR	Whole	cr	-	300,000	300,000
5.4 - Water Distribution	VD Pump Station - New MCC's	VD	6,7	cr	-	650,000	-
5.4 - Water Distribution	Pumps (standby)	BR	Whole	cr	250,000	200,000	250,000
5.4 - Water Distribution	Water conservation demand management intervention (Zone Meters)	BR	Whole	cr	200,000	250,000	250,000
5.4 - Water Distribution	Refurbish DKB Water Tower	DKB	7	el	-	700,000	-
5.4 - Water Distribution	Refurbish VD Water Tower	VD	6,7	el	-	750,000	-

DRAFT BERGRIVIER IDP FOR 5<sup>TH</sup> TERM OF OFFICE OF COUNCIL

CostCentre	OwnDescription	Town	Ward	Funding	Final Budget 24/25	Final Budget 25/26	Final Budget 26/27
5.4 - Water Distribution	Refurbish LP Water Tower	VD	6,7	el	-	-	800,000
5.4 - Water Distribution	Prepaid/ Smart Metering (EL)	BR	Whole	el	-	550,000	600,000
5.4 - Water Distribution	Replace mid-block lines	VD	6	cr	500,000	500,000	550,000
5.4 - Water Distribution	Water Renewals (EL)	BR	Whole	el	-	1,000,000	1,000,000
5.4 - Water Distribution	PV Replacement Water Pipeline-multi year	PV	2	MIG	-	-	7,942,696
5.4 - Water Distribution	RH Replacement Bulk Water Pipeline-multi year	RH	5	MIG	-	6,125,696	3,439,521
5.4 - Water Distribution	VD pipe replacements in Noordhoek (Multi Year)	VD	7	mig	-	7,826,087	3,478,261
5.5 - Water Treatment	Purchase new borehole pumps	AU	6	cr	50,000	50,000	60,000
5.5 - Water Treatment	Telemetry: Water	VD	Whole	cr	150,000	150,000	160,000
5.5 - Water Treatment	Security at Reservoir/Pump Stations	BR	Whole	cr	-	250,000	250,000
5.5 - Water Treatment	WTW Building (AU)	AR	6	cr	250,000	250,000	-
5.5 - Water Treatment	Upgrade AU WTW	AUR	6	cr	-	300,000	300,000
5.5 - Water Treatment	Replace reservoir roof (EK , RH)	BR	5	cr	400,000	400,000	-
5.5 - Water Treatment	Upgrade Piketberg WTW	PB	3&4	cr	600,000	400,000	-
5.5 - Water Treatment	New Reservoir at Eendekuil	ek	5	el	-	1,000,000	-
5.5 - Water Treatment	Sand Filters WTW	pv	1&2	el	-	1,000,000	-
5.5 - Water Treatment	Disinfection at WTW	br	Whole	el	-	500,000	500,000
5.5 - Water Treatment	Bulk Pipeline at RH	RH	5	el	-	1,000,000	1,500,000

DRAFT BERGRIVIER IDP FOR 5<sup>TH</sup> TERM OF OFFICE OF COUNCIL

CostCentre	OwnDescription	Town	Ward	Funding	Final Budget 24/25	Final Budget 25/26	Final Budget 26/27
5.5 - Water Treatment	PB Upgrade WTW (Own Contribution)	PB	4	el	3,507,308	-	-
5.5 - Water Treatment	PB Rehabilitation and Upgrading of WTW	PB	3&4	mig	6,640,495	-	-
5.6 - Fleet Management	Transport Assets (NON-VATABLE)	BR	Whole	el	-	500,000	500,000
5.6 - Fleet Management	Transport Assets (VATABLE)	BR	Whole	el	1,540,000	1,500,000	1,500,000
6.2 - Libraries and Archives	Shelves/Tables/Office furniture for libraries	BR	Whole	pawk	30,000	50,000	-
6.3 - Community Halls and Facilities	Furniture , Equipment Community Hall	BR	Whole	cr	150,000	40,000	95,000
6.3 - Community Halls and Facilities	Upgrade Redelinghuis Community Hall	RH	5	cr	300,000	-	-
6.3 - Community Halls and Facilities	Upgrade Velddrif Town Hall	VD	7	cr	-	750,000	-
6.3 - Community Halls and Facilities	Upgrade Aurora Community Hall	AUR	6	cr	-	-	1,000,000
6.4 - Cemeteries	Tools	BR	Whole	cr	5,000	30,000	35,000
6.4 - Cemeteries	Upgrade entrance and parking	VD	7	cr	-	200,000	-
6.4 - Cemeteries	Building of Toilet - RH	RH	5	el	300,000	-	-
6.4 - Cemeteries	Upgrade entrance and parking	PV	Whole	cr	-	200,000	200,000
6.5 - Housing (Core)	Computer Equipment	PB	4	cr	-	10,000	10,000
6.7 - Traffic Control	Air conditioners	BR	Whole	cr	100,000	-	-
6.7 - Traffic Control	Safety and Security Enhancement	BR	Whole	cr	250,000	-	-
6.7 - Traffic Control	New DLTC - PV	PV	2	cr	-	400,000	-
6.8 - Fire Fighting and Protection	Furniture , Equipment - Fire	BR	Whole	cr	10,000	-	-

DRAFT BERGRIVIER IDP FOR 5<sup>TH</sup> TERM OF OFFICE OF COUNCIL

CostCentre	OwnDescription	Town	Ward	Funding	Final Budget 24/25	Final Budget 25/26	Final Budget 26/27
6.8 - Fire Fighting and Protection	Lifeguard Equipment	BR	Whole	cr	50,000	-	-
6.8 - Fire Fighting and Protection	Fire Fighting Equipment	BR	Whole	cr	70,000	100,000	180,000
6.8 - Fire Fighting and Protection	Replacement of Fire Fighting Pump	BR	Whole	cr	390,000	-	-
6.9 - Community Parks	Tools & Equipment	BR	Whole	cr	15,000	-	-
6.9 - Community Parks	Upgrade Community Parks PB	PB	4	cr	30,000	-	-
6.9 - Community Parks	Upgrade Community Parks AUR	AUR	6	cr	60,000	-	-
6.9 - Community Parks	Upgrading of Entrances and Gardens- Velddrif	VD	7	cr	100,000	-	-
6.9 - Community Parks	Benches - open spaces	BR	Whole	cr	-	60,000	70,000
6.9 - Community Parks	Ride-on Lawnmowers	BR	Whole	cr	150,000	-	-
6.9 - Community Parks	Playpark	VD	7	cr	150,000	-	-
6.9 - Community Parks	Fencing Playpark Eendekuil	EK	5	cr	200,000	-	-
6.9 - Community Parks	Fencing Playpark PB	PB	4	cr	-	400,000	-
6.9 - Community Parks	Landscaping Equipment	BR	Whole	cr	100,000	220,000	242,000
7.1 - Sports Grounds and Stadiums	Security Measures	BR	Admin	cr	-	100,000	-
7.1 - Sports Grounds and Stadiums	Furniture , Equipment - Sport Facilities and Swim	BR	Whole	cr	15,000	50,000	75,000
7.1 - Sports Grounds and Stadiums	Irrigation Equipment	BR	Whole	cr	70,000	80,000	90,000
7.1 - Sports Grounds and Stadiums	Upgrade of Pigeon Clubhouse	vd	7	cr	300,000	-	-
7.1 - Sports Grounds and Stadiums	Tools	BR	Whole	cr	25,000	180,000	145,000

DRAFT BERGRIVIER IDP FOR 5<sup>TH</sup> TERM OF OFFICE OF COUNCIL

CostCentre	OwnDescription	Town	Ward	Funding	Final Budget 24/25	Final Budget 25/26	Final Budget 26/27
7.1 - Sports Grounds and Stadiums	Mobile Pavilions	PB	Whole	cr	-	500,000	-
7.1 - Sports Grounds and Stadiums	Irrigation Pumps	VD	7	cr	150,000	220,000	240,000
7.1 - Sports Grounds and Stadiums	Upgrade B-Field PV	PV	2	cr	800,000	-	-
7.2 - Swimming Pools	Swimming Pool Renewals	BR	Whole	cr	2,500,000	350,000	-
7.3 - Holiday Resorts	Tools and Equipment	VD	Whole	cr	25,000	60,000	-
7.3 - Holiday Resorts	Furniture , Equipment - Holiday Resorts	VD	Whole	cr	50,000	100,000	290,000
7.3 - Holiday Resorts	Upgrading of resorts	VD	Whole	cr	-	220,000	242,000
7.3 - Holiday Resorts	Upgrading of resort carpentry work	VD	6,7	cr	-	-	794,000
7.3 - Holiday Resorts	Upgrading of Hall into conference room	DKB	7	cr	-	500,000	500,000
<b>Grand total</b>					<b>75,594,298</b>	<b>80,177,696</b>	<b>74,830,956</b>

### 9.1.2 MEDIUM TERM REVENUE AND EXPENDITURE FRAMEWORK

The following table contains a summary of the Medium-Term Revenue and Expenditure Framework (MTREF) as contained in the budget.

TABLE 103: MEDIUM TERM REVENUE AND EXPENDITURE

Description	Ref	2020/21	2021/22	2022/23	Current Year 2023/24				2024/25 Medium Term Revenue & Expenditure Framework		
		Audited Outcome	Audited Outcome	Audited Outcome	Original Budget	Adjusted Budget	Full Year Forecast	Pre-audit outcome	Budget Year 2024/25	Budget Year +1 2025/26	Budget Year +2 2026/27
<b>R thousand</b>	1										
<b>Revenue</b>											
<b>Exchange Revenue</b>											
Service charges - Electricity	2	125,118	144,645	135,158	168,206	149,555	149,555	149,555	155,913	176,711	200,288
Service charges - Water	2	31,980	36,020	40,006	40,832	41,747	41,747	41,747	45,105	48,089	52,119
Service charges - Waste Water Management	2	14,494	15,866	17,801	19,207	17,374	17,374	17,374	18,559	20,415	22,472
Service charges - Waste Management	2	24,134	26,650	33,027	39,604	36,462	36,462	36,462	45,962	55,055	61,491
Sale of Goods and Rendering of Services		6,442	8,997	9,582	8,951	9,054	9,054	9,054	10,280	10,876	11,529
Agency services		4,708	4,676	4,871	4,925	4,933	4,933	4,933	5,253	5,547	5,880
Interest		-	-	-	-	-	-	-	-	-	-
Interest earned from Receivables (Exchange)		-	-	-	-	5,739	5,739	5,739	6,532	6,925	7,340
Interest earned from Current and Non-Current Assets		5,663	7,447	12,455	11,533	18,033	18,033	18,033	19,873	20,569	21,289
Dividends		-	-	-	-	-	-	-	-	-	-
Rent on Land		-	-	-	-	-	-	-	-	-	-
Rental from Fixed Assets		1,149	1,506	1,380	1,669	1,735	1,735	1,735	1,850	1,961	2,079
Licences and permits		103	85	79	82	28	28	28	30	32	34
Operational Revenue		1,013	1,307	1,271	1,957	2,008	2,008	2,008	1,375	1,452	1,541



DRAFT BERGRIVIER INTEGRATED DEVELOPMENT PLAN

Description	Ref	2020/21	2021/22	2022/23	Current Year 2023/24				2024/25 Medium Term Revenue & Expenditure Framework		
		Audited Outcome	Audited Outcome	Audited Outcome	Original Budget	Adjusted Budget	Full Year Forecast	Pre-audit outcome	Budget Year 2024/25	Budget Year +1 2025/26	Budget Year +2 2026/27
<b>Non-Exchange Revenue</b>											
Property rates	2	78,811	84,411	95,278	104,434	107,034	107,034	107,034	118,480	127,545	136,492
Surcharges and Taxes		-	-	-	-	-	-	-	-	-	-
Fines, penalties and forfeits		21,744	19,883	24,030	24,344	24,332	24,332	24,332	24,947	25,599	26,268
Licences or permits		-	-	8	-	-	-	-	10	11	12
Transfer and subsidies - Operational		74,691	68,725	75,193	92,430	83,405	83,405	83,405	110,357	149,914	105,380
Interest earned from Receivables (Non-Exchange)		4,942	5,166	7,077	6,200	3,305	3,305	3,305	3,733	3,958	4,195
Fuel Levy		-	-	-	-	-	-	-	-	-	-
Operational Revenue (Non-Exchange)		-	-	-	-	10,454	10,454	10,454	11,101	11,646	12,207
Gains on disposal of Assets		-	189	2,473	500	1,000	1,000	1,000	1,069	-	-
Other Gains		-	1,392	5,894	2,800	2,800	2,800	2,800	2,926	3,064	3,202
Discontinued Operations		-	-	-	-	-	-	-	-	-	-
<b>Total Revenue (excluding capital transfers and contributions)</b>		<b>394,993</b>	<b>426,964</b>	<b>465,585</b>	<b>527,674</b>	<b>518,997</b>	<b>518,997</b>	<b>518,997</b>	<b>583,355</b>	<b>669,369</b>	<b>673,818</b>
<b>Expenditure</b>											
Employee related costs	2	134,495	146,167	153,510	182,396	173,228	173,228	173,228	195,469	209,580	226,395
Remuneration of councillors		6,655	6,801	6,791	7,273	7,336	7,336	7,336	7,618	7,966	8,324
Bulk purchases - electricity	2	100,415	118,995	118,609	129,216	139,000	139,000	139,000	145,913	168,821	195,326
Inventory consumed	8	17,738	15,362	17,673	23,235	23,923	23,923	23,923	25,731	26,905	28,101


DRAFT BERGRIVIER INTEGRATED DEVELOPMENT PLAN

Description	Ref	2020/21	2021/22	2022/23	Current Year 2023/24				2024/25 Medium Term Revenue & Expenditure Framework		
		Audited Outcome	Audited Outcome	Audited Outcome	Original Budget	Adjusted Budget	Full Year Forecast	Pre-audit outcome	Budget Year 2024/25	Budget Year +1 2025/26	Budget Year +2 2026/27
Debt impairment	3	33,016	14,651	31,488	34,208	37,720	37,720	37,720	32,363	34,342	36,214
Depreciation and amortisation		21,865	26,584	30,870	32,656	27,608	27,608	27,608	30,174	31,705	33,058
Interest		15,442	17,971	21,857	26,527	26,946	26,946	26,946	32,206	31,842	31,063
Contracted services		24,539	32,908	33,630	46,544	45,971	45,971	45,971	63,208	100,475	50,333
Transfers and subsidies		5,867	6,736	8,389	9,701	9,966	9,966	9,966	8,841	9,012	9,415
Irrecoverable debts written off		-	-	-	-	-	-	-	-	-	-
Operational costs		22,517	30,982	37,518	45,814	48,365	48,365	48,365	46,963	49,113	50,861
Losses on disposal of Assets		2,228	-	-	-	-	-	-	-	-	-
Other Losses		2,135	-	-	2,805	2,805	2,805	2,805	2,931	3,069	3,207
<b>Total Expenditure</b>		<b>386,911</b>	<b>417,156</b>	<b>460,336</b>	<b>540,375</b>	<b>542,868</b>	<b>542,868</b>	<b>542,868</b>	<b>591,416</b>	<b>672,830</b>	<b>672,298</b>
<b>Surplus/(Deficit)</b>		<b>8,082</b>	<b>9,808</b>	<b>5,249</b>	<b>(12,701)</b>	<b>(23,871)</b>	<b>(23,871)</b>	<b>(23,871)</b>	<b>(8,062)</b>	<b>(3,460)</b>	<b>1,520</b>
Transfers and subsidies - capital (monetary allocations)	6	19,793	20,038	20,777	49,871	58,594	58,594	58,594	23,723	28,176	34,844
Transfers and subsidies - capital (in-kind)	6	9,695	-	2,250	-	-	-	-	-	-	-
<b>Surplus/(Deficit) after capital transfers &amp; contributions</b>		<b>37,570</b>	<b>29,846</b>	<b>28,276</b>	<b>37,169</b>	<b>34,723</b>	<b>34,723</b>	<b>34,723</b>	<b>15,662</b>	<b>24,715</b>	<b>36,364</b>
Income Tax		-	-	-	-	-	-	-	-	-	-
<b>Surplus/(Deficit) after income tax</b>		<b>37,570</b>	<b>29,846</b>	<b>28,276</b>	<b>37,169</b>	<b>34,723</b>	<b>34,723</b>	<b>34,723</b>	<b>15,662</b>	<b>24,715</b>	<b>36,364</b>
Share of Surplus/Deficit attributable to Joint Venture		-	-	-	-	-	-	-	-	-	-
Share of Surplus/Deficit attributable to Minorities		-	-	-	-	-	-	-	-	-	-

DRAFT BERGRIVIER INTEGRATED DEVELOPMENT PLAN

Description	Ref	2020/21	2021/22	2022/23	Current Year 2023/24				2024/25 Medium Term Revenue & Expenditure Framework		
		Audited Outcome	Audited Outcome	Audited Outcome	Original Budget	Adjusted Budget	Full Year Forecast	Pre-audit outcome	Budget Year 2024/25	Budget Year +1 2025/26	Budget Year +2 2026/27
R thousand	1										
<b>Surplus/(Deficit) attributable to municipality</b>		<b>37,570</b>	<b>29,846</b>	<b>28,276</b>	<b>37,169</b>	<b>34,723</b>	<b>34,723</b>	<b>34,723</b>	<b>15,662</b>	<b>24,715</b>	<b>36,364</b>
Share of Surplus/Deficit attributable to Associate	7	-	-	-	-	-	-	-	-	-	-
Intercompany/Parent subsidiary transactions		-	-	-	-	-	-	-	-	-	-
<b>Surplus/(Deficit) for the year</b>	1	<b>37,570</b>	<b>29,846</b>	<b>28,276</b>	<b>37,169</b>	<b>34,723</b>	<b>34,723</b>	<b>34,723</b>	<b>15,662</b>	<b>24,715</b>	<b>36,364</b>

CHAPTER 10: EVALUATION OF THE ORGANISATION IN THE IMPLEMENTATION OF THE IDP AND BUDGET (PERFORMANCE MANAGEMENT).



Photographer unknown: Photo provided

## 10.1 PERFORMANCE MANAGEMENT

The purpose of the Performance Management System in Bergrivier Municipality is to provide a comprehensive plan to help the municipality to manage the process of performance planning and measurement effectively. It serves as a primary mechanism to monitor, review and improve the implementation of the IDP.

The core of the organisational performance management system is the SDBIP (Service Delivery and Budget Implementation Plan). It serves as the source of holding administration, especially management, responsible and accountable for performance. A well formulated SDBIP will ensure that the strategic and correct information is circulated within the municipality and for the public. The Key Performance Indicators contained in the SDBIP must ensure that the budget is executed and the strategic objectives in the IDP are achieved. It also provides a management tool for the mayor and council to monitor the performance of the municipal manager and senior management.

The SDBIP sets in-year information such as quarterly and/or annual service delivery and monthly budget targets. The SDBIP is a layered plan comprising a Top Layer SDBIP and Departmental SDBIP's. The Top Layer SDBIP comprises quarterly and annual high-level key performance indicators and service delivery targets and is a public document. Performance reporting on the top layer SDBIP is done to the Mayoral Committee and Council on a quarterly, half yearly (Mid-year Budget and Performance Assessment Report) and annual basis (Annual Report). Any amendments to the Top Layer SDBIP must be approved by Council following the submission of the Mid-year Budget and Performance Assessment Report and the approval of the adjustment budget.

Departmental SDBIP's are informed by the Top Layer SDBIP and contain operational detail on the performance targets of each directorate. Departmental SDBIP's are used by Portfolio Heads and the Senior Management of the administration to monitor performance of individuals and departments monthly. Amendments to Departmental SDBIPs are done on approval by the Municipal Manager.

The components of the SDBIP are:

- Monthly projections of revenue to be collected, by source;
- Monthly projections of expenditure (operational and capital) by vote;
- Quarterly projections of service delivery targets and performance indicators for each vote;
- Detailed capital works per ward.

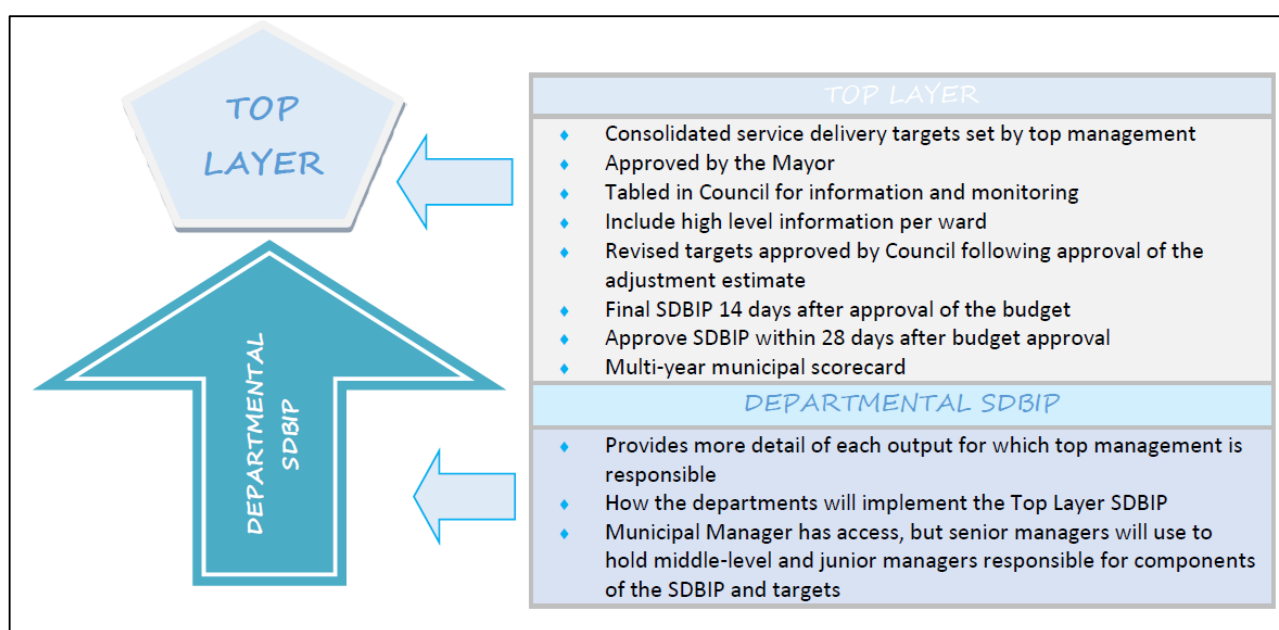
Bergrivier Municipality developed a Performance Management Policy in 2023 that sets out the detail of the SDBIP and the roles and responsibilities of each stakeholder. This policy was reviewed and approved in 2023 following the new Staff Regulations determining the individual performance of all staff in the municipality.

Section 38 (a) of the Local Government: Municipal Systems Act, No. 32 of 2000, requires Municipalities to set appropriate key performance indicators as a yardstick for measuring performance, including outcomes and impact, regarding the community development priorities and objectives set out in its Integrated Development

Plan (IDP). Section 9(1) of the Municipal Planning and Performance Management Regulations to this Act maintains in this regard, that a Municipality must set key performance indicators, including input indicators, output indicators and outcome indicators in respect of each of the development priorities and objectives.

The IDP process and the performance management process must be integrated seamlessly as the Performance Management System serves to measure the performance of the Municipality on meeting its development objectives as contained in its Integrated Development Plan. The IDP will therefore contain outcome based Key Performance Indicators whereas the TL SDBIP will contain output based Key Performance Indicators. A first set of Outcomes Based KPI's are included in the amended IDP as to commence with the piloting of performance management of the IDP and will serve as the corporate scorecard.

The following table is an overview of the reporting annually in terms of performance management:



**TABLE 104: REPORTING ON PERFORMANCE MANAGEMENT**

FREQUENCY	MSA/MFMA REPORTING ON PMS	SECTION
<b>QUARTERLY REPORTING</b>	<p>The Municipal Manager collates the information and drafts the organisational performance report.</p> <p>The Internal Auditor (IA) must submit quarterly audit reports to the Municipal Manager and to the Performance Audit Committee.</p> <p>The Mayor must within 30 days of the end of each quarter, submit a report to the Council on the implementation of the budget and the financial situation of the Municipality.</p>	<p><i>MSA Regulation 14(1)(c)</i></p> <p><i>MFMA S52(d)</i></p>
<b>BI-ANNUAL REPORTING</b>	<p>The Performance Audit Committee must review the PMS and make recommendations to Council.</p> <p>The Performance Audit Committee must submit a report to Council bi-annually.</p> <p>The Municipality must report to Council at least twice a year.</p>	<p><i>MSA Regulation 14(4)(a)</i></p> <p><i>MSA Regulation 14(4)(a)</i></p>

FREQUENCY	MSA/MFMA REPORTING ON PMS	SECTION
	<p>The Accounting Officer must by 25 January of each year assess the performance of the Municipality and submit a report to the Mayor, National Treasury and the relevant Provincial Treasury.</p>	<p><i>MSA Regulation 13(2)(a)</i> <i>MFMA S72</i></p>
<p><b>ANNUAL REPORTING</b></p>	<p>The annual report of a municipality must include the annual performance report and any recommendations of the municipality’s Audit Committee. The Accounting Officer of a municipality must submit performance report to the Auditor General for auditing within two months after the end of the financial year to which that report relates.</p> <p>The Auditor General must audit the performance report and submit the report to the Accounting Officer within three months of receipt of the performance report.</p> <p>The Mayor of the Municipality must within seven months after the financial year, table in the municipal council the annual report of the municipality.</p> <p>The Auditor-General may submit the performance report and audit report of a municipality directly to the municipal council, the National Treasury, the relevant Provincial Treasury, the MEC of responsible for local government in the province and any prescribed organ of the state.</p> <p>Immediately after an annual report is tabled in the council, the Accounting Officer of the municipality must submit the annual report to the Auditor-General, the relevant Provincial Treasury and the Provincial Department responsible for local government in the province.</p> <p>The council of the municipality must consider the annual report by no later than two months from the date on which the annual report was tabled, adopt an oversight report containing council’s comments on the annual report.</p> <p>The meetings of the municipal council at which an annual report is to be discussed or at which decisions concerning an annual report are to be taken, must be open to the public and any other organ of the state.</p> <p>The Cabinet Member responsible for local government must annually report to Parliament on actions taken by the MEC’s for local government to address issues raised by the Auditor-General.</p>	<p><i>MFMA S121(3)(c)(j) &amp; MSA S46</i></p> <p><i>MFMA S126(1)(a)</i></p> <p><i>MFMA S126(3)(a)(b)</i></p> <p><i>MFMA S127(2)</i></p> <p><i>MFMA S127(4)(a)</i></p> <p><i>MFMA S127(5)(b)</i></p> <p><i>MFMA S129(1)</i></p> <p><i>MFMA S130(1)</i></p> <p><i>MFMA S134</i></p>

The following table presents the prescribed KPI’s in the TL SDBIP to be included in the IDP:

**TABLE-105: PRESCRIBED KPI'S**

Strategic Objective [R]	Strategic Goal [R]	KPI Name [R]	Unit of Measurement	Baseline	KPI Calculation Type [R]	Target Type [R]	Annual Target
Create an efficient, effective, economic and accountable administration	Ensure good governance	Submission of Workplace Skills Plan to LGSETA annually by 30 April 2024	Number of Workplace Skills Plan submitted to LGSETA in accordance with relevant legislation submitted by 30 April 2024	New KPI	Carry Over	Number	1
Develop and provide bulk infrastructure within the climate change risks	Sustainable Service Delivery	Limit water losses to 12 % by 30 June 2024 due to losses incurred by theft, illegal connections, or wastage because of deteriorating water infrastructure by 30 June 2022 {(Number of Kilolitres Water Purchased or Purified minus Number of Kilolitres Water Sold (including Free basic water ) / Number of Kilolitres Water Purchased or Purified × 100}	% of water losses due to losses incurred by theft, illegal connections, or wastage because of deteriorating water infrastructure by 30 June 2024 {(Number of Kilolitres Water Purchased or Purified minus Number of Kilolitres Water Sold (including Free basic water ) / Number of Kilolitres Water Purchased or Purified × 100}	10	Reverse Last Value	Percentage	12
Develop and provide bulk infrastructure within the climate change risks	Sustainable Service Delivery	Limit unaccounted for electricity to 10 % by 30 June 2024 {(Number of Electricity Units Purchased and/or Generated - Number of Electricity Units Sold (incl Free basic electricity)) / Number of Electricity Units Purchased and/or Generated) × 100}	% unaccounted electricity by 30 June 2024 {(Number of Electricity Units Purchased and/or Generated - Number of Electricity Units Sold (incl. Free basic electricity) ) / Number of Electricity Units Purchased and/or Generated) × 100}	10	Reverse Last Value	Percentage	10
To alleviate poverty	Facilitate an enabling environment for a diversified economy and growth to alleviate poverty	Create full time equivalents (FTE's) in terms of the EPWP programme by 30 June 2024	Number of FTE's created by 30 June 2024	65	Accumulative	Number	57



**TABLE-105: PRESCRIBED KPI'S**

Strategic Objective [R]	Strategic Goal [R]	KPI Name [R]	Unit of Measurement	Baseline	KPI Calculation Type [R]	Target Type [R]	Annual Target
To budget strategically	Strengthen Financial Sustainability	% of Capital budget spent as of 30 June 2024 [(Actual amount spent on capital projects/Total amount budgeted for capital projects) X 100]	% of Capital budget spent as of 30 June 2024 [(Actual amount spent on capital projects/Total amount budgeted for capital projects) X 100]	95	Carry Over	Percentage	95
To budget strategically	Strengthen Financial Sustainability	Number of formal households that receive piped water (credit & prepaid water) that is connected to the municipal water infrastructure network as of 30 June 2024	Number of households which are billed for water or have prepaid meters as of 30 June 2024	9 218	Last Value	Number	9 117
To budget strategically	Strengthen Financial Sustainability	Number of formal households connected to the municipal electrical infrastructure network (credit & prepaid electrical metering) (Excl Eskom areas) on 30 June 2024	Number of households billed for electricity or have prepaid meters (Excl Eskom areas) on 30 June 2024 ( Contour + Active meters)	10 201	Last Value	Number	9 484
To budget strategically	Strengthen Financial Sustainability	Number of formal households connected to the municipal wastewater sanitation/ sewerage network for sewerage service, irrespective of number of water closets (toilets) on 30 June 2024	Number of households which are billed for sewerage on 30 June 2024	7 508	Last Value	Number	7 423
To budget strategically	Strengthen Financial Sustainability	Number of formal households for which refuse is removed once per week on 30 June 2024	Number of households which are billed for refuse removal on 30 June 2024	9 600	Last Value	Number	9 573
To alleviate poverty	Facilitate an enabling environment for a	Provide free basic water to indigent households	Number of households receiving free basic water	1 950	Last Value	Number	1 702

**TABLE-105: PRESCRIBED KPI'S**

Strategic Objective [R]	Strategic Goal [R]	KPI Name [R]	Unit of Measurement	Baseline	KPI Calculation Type [R]	Target Type [R]	Annual Target
	diversified economy and growth to alleviate poverty						
To alleviate poverty	Facilitate an enabling environment for a diversified economy and growth to alleviate poverty	Provide free basic electricity to indigent households	Number of households receiving free basic electricity	1 550	Last Value	Number	1 800
To alleviate poverty	Facilitate an enabling environment for a diversified economy and growth to alleviate poverty	Provide free basic sanitation to indigent households	Number of households receiving free basic sanitation	1 650	Last Value	Number	1 502
To alleviate poverty	Facilitate an enabling environment for a diversified economy and growth to alleviate poverty	Provide free basic refuse removal to indigent households	Number of households receiving free basic refuse removal	1 950	Last Value	Number	1 706
To create an efficient, effective, economic and accountable administration	Ensure good governance	The percentage of a municipality's personnel and training budget actually spent on implementing its workplace skills plan as of 30 June 2024 [(Total expenditure on training/total personnel budget)/100]	% of personnel and training budget spent on training [(Total expenditure on training/total personnel budget) /100] as of 30 June 2024	1	Last Value	Percentage	1

**TABLE-105: PRESCRIBED KPI'S**

Strategic Objective [R]	Strategic Goal [R]	KPI Name [R]	Unit of Measurement	Baseline	KPI Calculation Type [R]	Target Type [R]	Annual Target
To budget strategically	Strengthen Financial Sustainability	Financial viability measured into municipality's ability to meet its service debt obligations as of 30 June 2024 (Short Term Borrowing + Bank Overdraft + Short Term Lease + Long Term Borrowing + Long Term Lease) / Total Operating Revenue – Operating Conditional Grant)	Debt to Revenue as of 30 June 2024 (Short Term Borrowing + Bank Overdraft + Short Term Lease + Long Term Borrowing + Long Term Lease) / Total Operating Revenue - Operating Conditional Grant)	24 %	Last Value	Percentage	26
To budget strategically	Strengthen Financial Sustainability	Financial viability measured in terms of outstanding service debtors as of 30 June 2024 (Total outstanding service debtors/revenue received for services)	Service debtors to revenue as of 30 June 2024 – (Total outstanding service debtors/ revenue received for services)	45	Reverse Last Value	Percentage	36
To budget strategically	Strengthen Financial Sustainability	Financial viability measured in terms of available cash to cover fixed operating expenditure as of 30 June 2024 ((Cash and Cash Equivalents – Unspent Conditional Grants – Overdraft) + Short Term Investment ) /Monthly Fixed Operational Expenditure excl (Depreciation, Amortisation, & Provision for Bad Debts, Impairment & Loss on Disposal of Assets))	Cost coverage as of 30 June 2024 ((Cash and Cash Equivalents - Unspent Conditional Grants – Overdraft) + Short Term Investment) / Monthly Fixed Operational Expenditure excl (Depreciation, Amortisation, and Provision for Bad Debts, Impairment and Loss on Disposal of Assets))	2.25	Last Value	Number	2.6

**TABLE 106: DRAFT CORPORATE SCORECARD**

STRATEGIC GOALS	STRATEGIC OBJECTIVES	OUTCOME	OUTCOME INDICATORS (IDP / 5-YEAR TARGETS)	UNIT OF MEASUREMENT
Strengthen Financial Sustainability and further enhancing Good Governance	To communicate effectively with the public	Improved municipal responsiveness	Percentage of ward committees that are functional	Meet four times a year, are quorate and have an implementable action plan
Strengthen Financial Sustainability and further enhancing Good Governance	To communicate effectively with the public	Improved HDI	Human Development Index annually for Bergrivier Municipal Area	Improvement of Human Development Index annually for Bergrivier Municipal Area
Strengthen Financial Sustainability and further enhancing Good Governance	To create an efficient, effective, economic and accountable administration	Improved staff performance	Consequence management implemented for poor performance	Number of consequence management cases conducted for poor performance
Strengthen Financial Sustainability and further enhancing Good Governance	To provide a transparent and corruption free municipality	Improved municipal administration	Audit outcome	Audit opinion (as defined by the Office of the Auditor-General across a qualitative scale)
Strengthen Financial Sustainability and further enhancing Good Governance	To create an efficient, effective, economic and accountable administration	Improved council functionality	Functionality of Municipal Public Accounts Committee (MPAC)	Percentage of legislation regarding the MPAC fully implemented
Strengthen Financial Sustainability and further enhancing Good Governance	To provide a transparent and corruption free municipality	Zero tolerance of fraud and corruption	Number of alleged fraud and corruption cases investigated, and fraud proved	((1) Number of alleged fraud and corruption cases investigated, and fraud proved/((2) Total population of the municipality/100 000)
Strengthen Financial Sustainability and further enhancing Good Governance	To provide a transparent and corruption free municipality	Zero tolerance of fraud and corruption	Number of dismissals/resignations due to fraud and corruption	((1) Number of dismissals resignations for fraud and corruption / ((2) Total population of the municipality/100 000)
Strengthen Financial Sustainability and further enhancing Good Governance	To provide a transparent and corruption free municipality	Increased Risk Management Maturity	Number of findings in Audit Report by Auditor General and External Quality Review Report executed once every five years	Number of findings in Audit Report by Auditor General and number of findings in the External Quality Review Report executed once every five years

**TABLE 106: DRAFT CORPORATE SCORECARD**

STRATEGIC GOALS	STRATEGIC OBJECTIVES	OUTCOME	OUTCOME INDICATORS (IDP / 5-YEAR TARGETS)	UNIT OF MEASUREMENT
Strengthen Financial Sustainability and further enhancing Good Governance	To communicate effectively with the public	Improved municipal responsiveness	Improved communication with stakeholders with access to municipal communication platforms	Percentage of improvement in communication with stakeholders
Strengthen Financial Sustainability and further enhancing Good Governance	To budget strategically, grow and diversify our revenue and ensure value for money-services	Improved municipal capability	Percentage of municipal skills development levy recovered	(R-value of municipal skills development levy recovered/ R-value of the total qualifying value of the municipal skills development levy) x 100
Strengthen Financial Sustainability and further enhancing Good Governance	To create an efficient, effective, economic and accountable administration	Improved municipal capability	Top management stability	(Total sum of standard working days that each S56 and S57 post was occupied by a fully appointed official, including legally acting (not suspended or vacant) with a valid signed contract and performance agreement) / Aggregate working days for all S56 and S57) x 100
Strengthen Financial Sustainability and further enhancing Good Governance	To budget strategically, grow and diversify our revenue and ensure value for money-services	Enhanced municipal budgeting and budget implementation	Percentage of expenditure against total budget	(1) Total expenditure (operating + capital) / (2) Total budget (operating + capital)
Strengthen Financial Sustainability and further enhancing Good Governance	To budget strategically, grow and diversify our revenue and ensure value for money-services	Improved financial sustainability and liability management	Percentage change in cash backed reserves reconciliation	((1) Cash backed reserves (previous year) - (2) Cash backed reserves (current year))/ (1) cash backed reserves (previous year)
Strengthen Financial Sustainability and further enhancing Good Governance	To provide a transparent and corruption free municipality	Improved expenditure management	Percentage change of unauthorised, irregular, fruitless and wasteful expenditure	((1)Irregular + (2) Fruitless and Wasteful + (3) Unauthorised Expenditure (previous year) - (4) Irregular + (5) Fruitless and Wasteful and (6) Unauthorised Expenditure (current year))/ ((1)Irregular + (2) Fruitless and Wasteful + (3) Unauthorised Expenditure (previous year))
Strengthen Financial Sustainability and further enhancing Good Governance	To maintain existing bulk infrastructure and services	Improved asset management	Percentage change of renewal/upgrading of existing assets	((1) Total costs of Renewal and Upgrading of Existing Assets (current year) - (2) Total costs of Renewal and Upgrading of Existing Assets (previous year))/ ((2) Total costs of Renewal and Upgrading of Existing Assets (previous year))

**TABLE 106: DRAFT CORPORATE SCORECARD**

STRATEGIC GOALS	STRATEGIC OBJECTIVES	OUTCOME	OUTCOME INDICATORS (IDP / 5-YEAR TARGETS	UNIT OF MEASUREMENT
Sustainable service delivery	To maintain existing bulk infrastructure and services	Improved asset management	Percentage change of repairs and maintenance of existing infrastructure	$((1) \text{ Repairs and maintenance expenditure (current year)} - (2) \text{ repairs and maintenance expenditure (previous year)}) / \text{repairs and maintenance expenditure (previous year)}$
Strengthen Financial Sustainability and further enhancing Good Governance	To provide a transparent and corruption free municipality	Improved supply chain management	Percentage change in the amount of irregular expenditure because of SCM transgressions	$((1) \text{ Irregular Expenditure (previous year)} - (2) \text{ Irregular Expenditure (current year)}) / ((1) \text{ Irregular Expenditure (previous year)})$
Strengthen Financial Sustainability and further enhancing Good Governance	To budget strategically, grow and diversify our revenue and ensure value for money-services	Improved revenue and debtors' management	Percentage change in Gross Consumer Debtors' (Current and Non-current)	$((1) \text{ Gross consumer debtors (previous year)} - (2) \text{ gross consumer debtors (current year)}) / (1) \text{ gross consumer debtors (previous year)}$
Strengthen Financial Sustainability and further enhancing Good Governance	To budget strategically, grow and diversify our revenue and ensure value for money-services	Improved revenue and debtors' management	Percentage of net operating surplus margin	$((1) \text{ Total Operating Revenue} - (2) \text{ Total Operating Expenditure}) / (1) \text{ Total Operating Revenue}$
Sustainable service delivery	To develop and provide bulk infrastructure	Improved access to electricity	Percentage of households with access to electricity	$((1) \text{ Number of households having access to electricity} / (2) \text{ Total number of households within the municipal area)}$
Sustainable service delivery	To develop and provide bulk infrastructure	Improved affordability of electricity	Percentage of households with electricity connections receiving Free Basic Electricity	$((1) \text{ Sum of the MWh of electricity provided as FBE by the municipality to residential customers} / (2) \text{ Total MWh of electricity provided to residential customers})$
Sustainable service delivery	To maintain existing bulk infrastructure and services	Improved energy sustainability	Percentage total electricity losses	$((\text{Electricity Purchases in kWh} - \text{Electricity sales in kWh}) / \text{Electricity Purchases in kWh}) \times 100$
Sustainable service delivery	To maintain existing bulk infrastructure and services	Improved quality of municipal road network	Number of potholes reported per 10 kms of municipal road network	$\text{Number of potholes reported} / (\text{Kilometres of surfaced municipal road network} / 10)$
Sustainable service delivery	To develop and provide bulk infrastructure	Improved access to sanitation	Percentage of households with access to basic sanitation	$((1) \text{ Number of households using a flush toilet (connected to sewerage system)} + (2) \text{ Number of households using a flush toilet (with septic tank)} + (3) \text{ Number of households using pit toilets with ventilation (VIP)}) / (4) \text{ Total number of households in the municipality}$

**TABLE 106: DRAFT CORPORATE SCORECARD**

STRATEGIC GOALS	STRATEGIC OBJECTIVES	OUTCOME	OUTCOME INDICATORS (IDP / 5-YEAR TARGETS)	UNIT OF MEASUREMENT
Sustainable service delivery	To develop and provide bulk infrastructure	Improved access to water	Percentage of households with access to basic water supply	((1) Number of households with the main source of drinking water (1) piped (tap) water inside dwelling/ institution + (2) Number of households with the main source of drinking water piped (tap) water inside yard + (3) Number of households with the main source of drinking water piped (tap) water on community stand: distance less than 200m from dwelling/ institution / (4) Total number of households in the municipality)
Sustainable service delivery	To maintain existing bulk infrastructure and services	Improved quality of water (incl wastewater)	Percentage of drinking water samples complying to SANS 241	(Number of water sample tests that complied with SANS 241 requirements / Total number of water samples tested) x 100
Sustainable service delivery	To maintain existing bulk infrastructure and services	Improved quality of water (incl wastewater)	Percentage of wastewater samples compliant to water use license conditions	(Number of wastewater samples tested per determinant that meet compliance to specified water use license requirements / Total wastewater samples tested for all determinants over the municipal financial year) x 100
Sustainable service delivery	To maintain existing bulk infrastructure and services	Improved quality of water (incl wastewater)	Green Drop Score	(1) Green drop score (as a %) achieved by the municipality through a Green Drop Assessment
Sustainable service delivery	To maintain existing bulk infrastructure and services	Improved quality of water (incl wastewater)	Blue Drop Score	(1) Blue drop score (as a %) achieved by the municipality through a Blue Drop Assessment
Facilitate an enabling environment for economic growth to alleviate poverty	To facilitate an environment for the creation of jobs	Growing inclusive local economies	Percentage of the labour force classified as unskilled or low-skilled	((1) Number of the working age population considered unskilled or low-skilled/ (2) Total working age population in the municipal area)
Facilitate an enabling environment for economic growth to alleviate poverty	To alleviate poverty	Growing inclusive local economies	Income per capita within the municipal area	((1) Sum of the R-value of all gross income earned within the municipal area/ (2) Total population of the municipal area)
Facilitate an enabling environment for economic growth to alleviate poverty	To alleviate poverty	Growing inclusive local economies	Percentage of all qualifying households in the municipal area classified as indigent	((1) Number of households classified as indigent / (2) Total number of households in the municipal area)
A sustainable, inclusive and integrated living environment	To promote healthy lifestyles through the provision of sport and	Increased access to and utilisation of	Percentage utilisation rate of community halls	(Sum of hours booked across all community halls in the period of assessment/Sum of available hours for all community halls in the period of assessment)x100

<b>TABLE 106: DRAFT CORPORATE SCORECARD</b>				
<b>STRATEGIC GOALS</b>	<b>STRATEGIC OBJECTIVES</b>	<b>OUTCOME</b>	<b>OUTCOME INDICATORS (IDP / 5-YEAR TARGETS</b>	<b>UNIT OF MEASUREMENT</b>
	other facilities and opportunities	social and community facilities		
A sustainable, inclusive and integrated living environment	To promote healthy lifestyles through the provision of sport and other facilities and opportunities	Increased access to and utilisation of social and community facilities	Average number of library visits per library	Total number of library visits/Count of municipal libraries
A sustainable, inclusive and integrated living environment	To promote a safe environment for all who live in Bergrivier	Increased access to and utilisation of social and community facilities	Percentage of municipal cemetery plots available	Number of available municipal burial plots in active municipal cemeteries/Total capacity of all burial plots in active municipal cemeteriesx100
Sustainable service delivery	To develop and provide bulk infrastructure	Increased access to refuse removal	Percentage of households with basic refuse removal services	((1) Number of households having access to refuse removal/ (2) Total number of households within the municipal area)



## Abbreviations

ANC	African National Congress
AQMP	Air Quality Management Plan
ART	Ante-retroviral treatment
BAR	Basic Assessment Report
BEAF	Bergrivier Estuary Advisory Forum
BTO	Bergrivier Tourism Association
CBD	Central Business District
CBO	Community Based Organisations
CCAP	Climate Change Adaption Plan
CMP	Coastal Management Programme
COGTA	The Department of Co-Operative Governance
CPF	Community Policing Forum
CRR	Cumulative Risk Ratios
CWP	Community Workers Programme
DA	Democratic Alliance
DBSA	Development Bank of South Africa
DCS	Department of Community Safety
DDM	District Development Model
DEA DP	Department of Environmental Affairs and Development Planning
DMP	Disaster Management Plan
DOE	Department of Education
DOH	Department of Health
DORA	Division of Revenue Act
DSD	Department of Social Development
ECD	Early Childhood Development
EE	Employment Equity
EIA	Environmental Impact Assessment

EPWP	Expanded Public Works Programme
ERP	Enterprise Resource Programme
FASD	Fetal Alcohol Spectrum Disorder
FBO	Faith Based Organisations
GDPR	Gross Domestic Product
GPS	Global Positioning system
GRAP	General Recognised Account Practices
HDI	Human Development Index
HR	Human Resources
HSP	Human Settlement Pipeline
HIV	Human Immunodeficiency Virus
ICMA	Integrated Coastal Management Act
ICT	Information Communication Technology
IDP	Integrated Development Plan
IPP	Independent Power Producers
ITP	Integrated Transport Plan
IWMP	Integrated Waste Management Plan
JDMA	Joint District Management Approach
JOC	Joint Operation Centre
JPI	Joint Planning Initiative
KPA	Key Performance Areas
KPI	Key Performance Indicators
LBSAP	Local Biodiversity Action Programme
LED	Local Economic Development
LDAC	Local Drug Action Committee
LUPA	Land Use Planning Act
MERO	Municipal Economic Review and Outlook
MFMA	Municipal Financial Management Act
MIG	Municipal Infrastructure Grant

MIP	Municipal Infrastructure Plan
MPAC	Municipal Public Accounts Committee
MTEF	Medium Term Expenditure Framework
MTSF	Medium Term Strategic Framework
MOU	Memorandum of Understanding
MSA	Municipal System Act
MSCOA	Municipal Standard Chart of Accounts
NBSAP	National Biodiversity strategy and Action Plan
NDP	National Development Plan
NGO	Nongovernmental organization
OHS	Occupational Health and Safety
PA	Patriotic Alliance
PRAC	Performance-, Risk and Audit Committee
PSDF	Provincial Spatial Development Framework
PSP	Provincial Strategic Plan
RDP	Reconstruction and Development Programme
RGDP	Regional Gross Domestic Product
SALGA	South African Local Government Association
SAMP	Strategic Asset Management Plan
SANS	South African National Standards
SAPS	South African Police Services
SARS	South African Revenue Services
SASSA	South African Social Security Agency
SCM	Supply Chain Management
SDBIP	Service Delivery Budget Implementation Plan
SDG	Sustainable Development Goals
SDF	Spatial Development Framework
SEDA	Small Enterprise Development Agency
SEFA	Small Enterprise Funding Agency

SEP	Socio Economic Programme
SMME	Small Medium and Micro Enterprises
SPLUMA	Spatial Planning and Land Use Management Act
SSEG	Small-Scale Embedded Generation
STR	Small-Town Regeneration
TB	Tuberculosis
VIP	Ventilated Improved Pit
WC	Western Cape
WCBDC	West Coast Business Development Centre
WC/WDM	Water Conservation and Water Demand Management
WCD	West Coast District
WCDM	West Coast District Municipality
WCED	West Coast Education Department
WCG	Western Cape Government
WHO	World Health Organization
WSDP	Water Services Development Plan
WSIG	Water Services Infrastructure Grant
WSP	Workplace Skills Plan
WTW	Water Treatment Works
WULA	Water Use License Application
WWTW	Wastewater Treatment Works

## ANNEXURE A: NEEDS IDENTIFIED

NATIONAL GOVERNMENT	PROVINCIAL GOVERNMENT	DIRECTORATE [R]	STRATEGIC OBJECTIVE [R]	STRATEGIC GOAL [R]	WARD NO	DESCRIPTION		
List	List	List	List	List		Town	List	500 characters
		Office of the Municipal Manager	To improve local mobility in the towns of the municipality	Facilitate an enabling environment for economic growth	7	Velldrif	Community inputs	An affordable transport services should be provided in town
	Department of Economic Development and Tourism	Office of the Municipal Manager	To improve the regulatory environment for ease of doing business	Facilitate an enabling environment for economic growth	7	Velldrif	Ward committee inputs	Programs needed to assist small businesses to develop.
		Office of the Municipal Manager	To improve the regulatory environment for ease of doing business	Facilitate an enabling environment for economic growth	7	Velldrif	Ward committee inputs	Local SMME's need opportunities to obtain work from the Municipality
Department of Trade, Industry and Competition (the dtic)	Department of Economic Development and Tourism	Office of the Municipal Manager	To facilitate an environment for the creation of jobs and small businesses	Facilitate an enabling environment for economic growth	7	Velldrif	Ward committee inputs	Investigate the possibilities of a manufacturing industry in Velldrif, with specific reference to the boat building industry
		Technical Services	To develop and provide sustainable bulk and community infrastructure in support of the spatial development framework	Promote a safe, healthy, educated and integrated community	7	Velldrif	Community inputs	Upgrade of sewerage in caravan park
		Community Services	To promote a safe environment for all who live in and visit Bergrivier	Promote a safe, healthy, educated and integrated community	7	Velldrif	Community inputs	Fencing of graveyard
	Department of Economic Development and Tourism	Office of the Municipal Manager	To alleviate poverty	Facilitate an enabling environment for economic growth	7	Velldrif	Community inputs	Economic Development in Velldrif must be attended to as a whole and ways of helping struggling businesses must be investigated.
Department of Public Works and Infrastructure (DPWI)	Department of Transport and Public Works	Office of the Municipal Manager	To develop, manage and regulate the built environment	Facilitate an enabling environment for economic growth	7	Velldrif	Community inputs	Operation Phakisa: Enquiry on the future of all public works land
	Department of Social Development	Office of the Municipal Manager	To promote a safe environment for all who live in Bergrivier	Promote a safe, healthy, educated and integrated community	7	Velldrif	Ward committee inputs	Integrated approach to drug problems needed
	Department of Social Development	Office of the Municipal Manager	To create innovative partnerships with sector departments for improved education outcomes and opportunities for youth development	Promote a safe, healthy, educated and integrated community	7	Velldrif	Ward committee inputs	Programs are needed to upskill youth
	Western Cape Education Department	Office of the Municipal Manager	To create innovative partnerships with sector departments for improved education outcomes and opportunities for youth development	Promote a safe, healthy, educated and integrated community	7	Velldrif	Ward committee inputs	A High school is needed, because most local children need to be transported to other schools. Preferably with a focus on technical subject matter.
	Department of Social Development	Office of the Municipal Manager	To create innovative partnerships with sector departments for improved education outcomes and opportunities for youth development	Promote a safe, healthy, educated and integrated community	7	Velldrif	Community inputs	Buildings rented being very expensive and monthly fees need to be kept low. Most of income is for rental. Parents cannot pay. Ask for unused land
	Department of Social Development	Office of the Municipal Manager	To create innovative partnerships with sector departments for improved education outcomes and opportunities for youth development	Promote a safe, healthy, educated and integrated community	7	Velldrif	Community inputs	Link holistic plan for ECD's with Education, Social Development and the Corporate Social Responsibility Programmes of business
		Office of the Municipal Manager	To communicate effectively with the public	Strengthen Financial Sustainability and further enhance Good Governance	7	Velldrif	Ward committee inputs	Municipality should explore ways to improve communication with all residents
	Department of Health	Office of the Municipal Manager	To promote a safe environment for all who live in Bergrivier	Promote a safe, healthy, educated and integrated community	7	Velldrif	Ward committee inputs	Clinic unable to handle the patient load
	Department of Social Development	Office of the Municipal Manager	To promote a safe environment for all who live in Bergrivier	Promote a safe, healthy, educated and integrated community	7	Velldrif	Ward committee inputs	There are no frail care facilities for indigent elderly or long term facilities for mentally disabled persons in Velldrif.
	Department of Social Development	Office of the Municipal Manager	To alleviate poverty	Promote a safe, healthy, educated and integrated community	7	Velldrif	Ward committee inputs	Financial Support needed for luncheon club & service centre for elderly
		Financial Services	Grow and diversify our revenue and ensure value for money-services	Strengthen Financial Sustainability and further enhance Good Governance	7	Velldrif	Ward committee inputs	The community requests the Municipality to unpack the finances of Velldrif. They feel that expenditure in Velldrif is not proportional to it's contribution in revenue, including capital projects

NATIONAL GOVERNMENT	PROVINCIAL GOVERNMENT	DIRECTORATE [R]	STRATEGIC OBJECTIVE [R]	STRATEGIC GOAL [R]	WARD NO	DESCRIPTION		
		Financial Services	Grow and diversify our revenue and ensure value for money-services	Strengthen Financial Sustainability and further enhance Good Governance	7	Velddrif	Ward committee inputs	Municipality should explore ways to make it easier to pay municipal accounts, eg. Easypay or at Spar.
		Financial Services	Grow and diversify our revenue and ensure value for money-services	Strengthen Financial Sustainability and further enhance Good Governance	7	Velddrif	Ward committee inputs	An official should be assigned to assist with the electricity sales and the unblocking of accounts after hours.
		Financial Services	To create an efficient, effective, economic and accountable administration	Strengthen Financial Sustainability and further enhance Good Governance	All	Bergrivier	Municipal inputs	Vesta Phoenix system
		Corporate Services	To facilitate an environment for the creation of jobs and small businesses	Facilitate an enabling environment for economic growth	7	Velddrif	Ward committee inputs	Small vendors need a venue to put up stalls
		Corporate Services	To facilitate an environment for the creation of jobs and small businesses	Facilitate an enabling environment for economic growth	7	Velddrif	Community inputs	Land for industrial development made available
		Corporate Services	To create innovative partnerships with sector departments for improved education outcomes and opportunities for youth development	Promote a safe, healthy, educated and integrated community	7	Velddrif	Community inputs	Land for the West Coast Restoration centre is needed for a multipurpose centre that can include creche, soup kitchen, rehabilitation centre, home for the elderly, etc.
	Department of Environmental Affairs and Development Planning	Corporate Services	To conserve and manage the natural environment and mitigate the impacts of climate change	Sustainable Service Delivery	7	Velddrif	Ward committee inputs	The river embankments at the Carinus Bridge should be rehabilitated
	Department of Transport and Public Works	Corporate Services	To conserve and manage the natural environment and mitigate the impacts of climate change	Sustainable Service Delivery	7	Velddrif	Ward committee inputs	The launch site at Rooibaai has eroded to a dangerous drop-off and should be repaired
		Corporate Services	To conserve and manage the natural environment and mitigate the impacts of climate change	Facilitate an enabling environment for economic growth	7	Velddrif	Ward committee inputs	Finalise the ownership of Bokkomlaan and take steps to preserve the Heritage while promoting Tourism value
	Department of Environmental Affairs and Development Planning	Corporate Services	To conserve and manage the natural environment and mitigate the impacts of climate change	Sustainable and inclusive living environment	7	Velddrif	Ward committee inputs	Ensure Management of Estuary and Implementation of By-laws
		Corporate Services	To conserve and manage the natural environment and mitigate the impacts of climate change	Sustainable Service Delivery	7	Velddrif	Ward committee inputs	Port Owen: Channel depth should be maintained to allow for the passage of boats into the estuary and Marina (in line with all and every condition of the agreements between Bergrivier Municipality and the Port Owen Marina Authority (POMA))
		Financial Services	To create an efficient, effective, economic and accountable administration	Strengthen Financial Sustainability and further enhance Good Governance	All	Bergrivier	Municipal inputs	Conduct an investigation and develop a strategy/plan to develop SCM as strategic enabler for local economic development
		Financial Services	To create an efficient, effective, economic and accountable administration	Strengthen Financial Sustainability and further enhance Good Governance	All	Bergrivier	Municipal inputs	Investigate the possibility of a loyalty programme as an incentive for payment of municipal accounts
		Financial Services	To create an efficient, effective, economic and accountable administration	Strengthen Financial Sustainability and further enhance Good Governance	All	Bergrivier	Municipal inputs	Develop and plot municipal revenue and billing data on GIS to assist with revenue enhancement and credit control as well as data integrity
		Financial Services	To create an efficient, effective, economic and accountable administration	Strengthen Financial Sustainability and further enhance Good Governance	All	Bergrivier	Municipal inputs	Develop a tariff model to assist with tariff calculation and benchmarking of tariffs to determine affordability
		Financial Services	To create an efficient, effective, economic and accountable administration	Strengthen Financial Sustainability and further enhance Good Governance	All	Bergrivier	Municipal inputs	Investigate the possibility of a debt restructuring to reduce debt service cost
Department of Cooperative Governance (DCoG)	Department of Local Government	Office of the Municipal Manager	To develop and provide sustainable bulk and community infrastructure in support of the spatial development framework	Facilitate an enabling environment for economic growth	All	Bergrivier	Municipal inputs	Implement the Small Town Regeneration Programme for Piketberg as per the approved Precinct Plan and project plan
		Corporate Services	To develop and provide sustainable bulk and community infrastructure in support of the spatial development framework	Facilitate an enabling environment for economic growth	All	Bergrivier	Municipal inputs	Develop a Smart Cities Framework for Bergrivier Municipality through the Small Town Regeneration Program
		Office of the Municipal Manager	To create innovative partnerships with sector departments for improved education outcomes and	Promote a safe, healthy, educated and integrated community	4	Piketberg	Municipal inputs	Complete the Youth Centre in Piketberg and implement programmes at the centre.

NATIONAL GOVERNMENT	PROVINCIAL GOVERNMENT	DIRECTORATE [R]	STRATEGIC OBJECTIVE [R]	STRATEGIC GOAL [R]	WARD NO	DESCRIPTION		
			opportunities for youth development					
Department of Basic Education (DBE)	Western Cape Education Department	Office of the Municipal Manager	To create innovative partnerships with sector departments for improved education outcomes and opportunities for youth development	Promote a safe, healthy, educated and integrated community	4	Piketberg	Municipal inputs	Develop a School of Skills in Piketberg
		Corporate Services	To conserve and manage the natural environment and mitigate the impacts of climate change	Sustainable Service Delivery	7	Velddrif	Municipal inputs	Invasive Species Monitoring Control and Eradication Plan (Implementation)
		Corporate Services	To create an efficient, effective, economic and accountable administration	Strengthen Financial Sustainability and further enhance Good Governance	All	Bergrivier	Municipal inputs	Furniture, Equipment
		Corporate Services	To create an efficient, effective, economic and accountable administration	Strengthen Financial Sustainability and further enhance Good Governance	All	Bergrivier	Municipal inputs	Time and attendance system
		Technical Services	To develop and provide sustainable bulk and community infrastructure in support of the spatial development framework	Sustainable Service Delivery	7	Velddrif	Ward committee inputs	Laaiplek East: This area should be connected to the Municipal Sewerage network, as the mostly elderly and indigent people cannot afford to have their septic tanks replaced with larger tanks. (Oos-, Meyer, Protea Streets)
Department of Public Works and Infrastructure (DPWI)		Technical Services	To develop and provide sustainable bulk and community infrastructure in support of the spatial development framework	Sustainable Service Delivery	7	Velddrif	Ward committee inputs	The public toilets in the harbour should be upgraded, maintained and cleaned for the use of tourists.
		Technical Services	To develop and provide sustainable bulk and community infrastructure in support of the spatial development framework	Sustainable Service Delivery	7	Velddrif	Ward committee inputs	Sanitation Sump at Laaiplek (open space between St. Christopher-Benguela & Goeie Hoop Streets) The cement rings pose a security threat and can cause injury to children. It should be installed or removed from the premises.
		Technical Services	To conserve and manage the natural environment and mitigate the impacts of climate change	Sustainable Service Delivery	All	Bergrivier	Municipal inputs	Furniture, equipment and tools
		Technical Services	To conserve and manage the natural environment and mitigate the impacts of climate change	Sustainable Service Delivery	7	Velddrif	Municipal inputs	Ground water investigations
		Technical Services	To maintain existing bulk infrastructure and services	Sustainable Service Delivery	All	Bergrivier	Municipal inputs	Water renewals (Piketberg)
		Technical Services	To maintain existing bulk infrastructure and services	Sustainable Service Delivery	All	Bergrivier	Municipal inputs	Telemetry: Water
		Technical Services	To maintain existing bulk infrastructure and services	Sustainable Service Delivery	All	Bergrivier	Municipal inputs	Security at reservoir/ pump stations
		Technical Services	To develop and provide sustainable bulk and community infrastructure in support of the spatial development framework	Sustainable Service Delivery	7	Velddrif	Municipal inputs	Refurbish water towers
		Technical Services	To conserve and manage the natural environment and mitigate the impacts of climate change	Sustainable Service Delivery	6	Aurora	Municipal inputs	Water conservation demand management intervention
		Technical Services	To conserve and manage the natural environment and mitigate the impacts of climate change	Sustainable Service Delivery	6	Aurora	Municipal inputs	Purchase new Borehole pumps
		Technical Services	To conserve and manage the natural environment and mitigate the impacts of climate change	Sustainable Service Delivery	6	Aurora	Municipal inputs	Ground water investigations
		Technical Services	To conserve and manage the natural environment and mitigate the impacts of climate change	Sustainable Service Delivery	6	Aurora	Municipal inputs	Refurbish water reservoir
		Technical Services	To conserve and manage the natural environment and mitigate the impacts of climate change	Sustainable Service Delivery	6	Bergrivier	Ward committee inputs	Replace water meters with smart meters
	Department of Transport and Public Works	Technical Services	To conserve and manage the natural environment and mitigate the impacts of climate change	Sustainable Service Delivery	6	Velddrif	Ward committee inputs	Ground water investigations
		Technical Services	To conserve and manage the natural environment and mitigate the impacts of climate change	Sustainable Service Delivery	6	Velddrif	Ward committee inputs	Replace asbestos pipes and valves
		Technical Services	To conserve and manage the natural environment and mitigate the impacts of climate change	Sustainable Service Delivery	6	Dwarskersbos	Ward committee inputs	Replace water meters
		Technical Services	To conserve and manage the natural environment and mitigate the impacts of climate change	Sustainable Service Delivery	6	Dwarskersbos	Ward committee inputs	Refurbish water towers

NATIONAL GOVERNMENT	PROVINCIAL GOVERNMENT	DIRECTORATE [R]	STRATEGIC OBJECTIVE [R]	STRATEGIC GOAL [R]	WARD NO	DESCRIPTION		
		Technical Services	To conserve and manage the natural environment and mitigate the impacts of climate change	Sustainable Service Delivery	5	Eendekuil	Ward committee inputs	Replace mains from source
		Technical Services	To conserve and manage the natural environment and mitigate the impacts of climate change	Sustainable Service Delivery	5	Eendekuil	Ward committee inputs	Dam safety report
		Technical Services	To develop and provide sustainable bulk and community infrastructure in support of the spatial development framework	Sustainable Service Delivery	4	Piketberg	Ward committee inputs	Replace redundant meters
		Technical Services	To maintain existing bulk infrastructure and services	Sustainable Service Delivery	All	Bergrivier	Ward committee inputs	Pumps (Standby)
		Technical Services	To conserve and manage the natural environment and mitigate the impacts of climate change	Sustainable Service Delivery	3	Piketberg	Ward committee inputs	Replace redundant meters
		Technical Services	To develop and provide sustainable bulk and community infrastructure in support of the spatial development framework	Sustainable Service Delivery	2	Porterville	Ward committee inputs	Replace redundant meters
		Technical Services	To maintain existing bulk infrastructure and services	Sustainable Service Delivery	All	Bergrivier	Ward committee inputs	Pipe Replacement programme
		Technical Services	To maintain existing bulk infrastructure and services	Sustainable Service Delivery	All	Bergrivier	Ward committee inputs	Tools
		Technical Services	To maintain existing bulk infrastructure and services	Sustainable Service Delivery	All	Porterville	Ward committee inputs	Soft starters: Water Network
		Technical Services	To conserve and manage the natural environment and mitigate the impacts of climate change	Sustainable Service Delivery	1	Porterville	Municipal inputs	Replace redundant meters
		Technical Services	To conserve and manage the natural environment and mitigate the impacts of climate change	Sustainable Service Delivery	1	Porterville	Municipal inputs	Dam safety report
		Technical Services	To develop and provide sustainable bulk and community infrastructure in support of the spatial development framework	Sustainable Service Delivery	6	Aurora	Municipal inputs	Implementation of Water Intervention
		Technical Services	To develop and provide sustainable bulk and community infrastructure in support of the spatial development framework	Sustainable Service Delivery	3	Piketberg	Municipal inputs	Reservoir Piketberg
		Technical Services	To develop and provide sustainable bulk and community infrastructure in support of the spatial development framework	Sustainable Service Delivery	5	Eendekuil	Municipal inputs	Reservoir Eendekuil
		Technical Services	To develop and provide sustainable bulk and community infrastructure in support of the spatial development framework	Sustainable Service Delivery	1	Porterville	Municipal inputs	Upgrade of WTW
		Technical Services	To develop and provide sustainable bulk and community infrastructure in support of the spatial development framework	Sustainable Service Delivery	3	Piketberg	Municipal inputs	Upgrade of WTW
		Technical Services	To develop and provide sustainable bulk and community infrastructure in support of the spatial development framework	Sustainable Service Delivery	5	Eendekuil	Municipal inputs	Upgrade Eendekuil Raw Water Dam
		Technical Services	To budget strategically	Sustainable Service Delivery	6	Aurora	Municipal inputs	Upgrade of WTW
		Technical Services	To develop and provide sustainable bulk and community infrastructure in support of the spatial development framework	Sustainable Service Delivery	7	Velddrif	Municipal inputs	Regular problems occur with the overflow of pump station in Port Owen. The system should be upgraded and properly maintained.
		Technical Services	To budget strategically	Sustainable Service Delivery	7	Velddrif	Municipal inputs	Upgrade Pump Station
		Technical Services	To budget strategically	Sustainable Service Delivery	All	Bergrivier	Municipal inputs	Zone meters
		Technical Services	To budget strategically	Sustainable Service Delivery	7	Velddrif	Municipal inputs	Chlorine Dosing Station at Velddrif Reservoir
		Technical Services	To budget strategically	Sustainable Service Delivery	7	Velddrif	Municipal inputs	The structural integrity of Carinus Bridge should be inspected to make sure it can still handle the amount of heavy traffic
		Technical Services	To develop and provide sustainable bulk and community infrastructure in support of the spatial development framework	Sustainable Service Delivery	7	Velddrif	Community inputs	Church Lane needs to be rebuilt
		Technical Services	To develop and provide sustainable bulk and community infrastructure	Sustainable Service Delivery	7	Velddrif	Community inputs	Voortrekker Rd and Church Str crossing is dangerous and accidents happen often. Preventative measures should be investigated



NATIONAL GOVERNMENT	PROVINCIAL GOVERNMENT	DIRECTORATE [R]	STRATEGIC OBJECTIVE [R]	STRATEGIC GOAL [R]	WARD NO	DESCRIPTION		
			in support of the spatial development framework					
		Technical Services	To develop and provide sustainable bulk and community infrastructure in support of the spatial development framework	Sustainable Service Delivery	7	Velldrif	Community inputs	Upgrade intersection at Voortrekker Rd & Port Owen Drive. This road is sinking and crumbling on the inside corner. This leads to localised flooding. The guardrails also look dirty and dilapidated. The intersection carries a large amount of traffic.
		Technical Services	To develop and provide sustainable bulk and community infrastructure in support of the spatial development framework	Sustainable Service Delivery	7	Velldrif	Community inputs	Roadmarkings on secondary roads and especially on speed bumps are faded and not repainted regularly
		Technical Services	To conserve and manage the natural environment and mitigate the impacts of climate change	Sustainable Service Delivery	7	Velldrif	Ward committee inputs	More regular awareness campaigns and projects should be run to inform the public of recycling and town cleanliness
		Technical Services	To develop and provide sustainable bulk and community infrastructure in support of the spatial development framework	Sustainable Service Delivery	7	Velldrif	Ward committee inputs	Storm water collects at various points around town and leads to localised flooding. Vegetation causes obstructions, inlets are blocked by debris and in some instances the damaged road surface causes dams.
		Technical Services	To develop and provide sustainable bulk and community infrastructure in support of the spatial development framework	Sustainable Service Delivery	7	Velldrif	Ward committee inputs	Increase street lighting on Church Str from Hibiskus Str in Velldrif up to Albatros Str, Noordhoek: Church Street carries a lot of vehicle and pedestrian traffic. The lighting is extremely poor, which leads to dangerous conditions for pedestrians at nights and early mornings, especially when it rains.
	Department of Economic Development and Tourism	Community Services	To facilitate an environment for the creation of jobs and small businesses	Facilitate an enabling environment for economic growth	7	Velldrif	Ward committee inputs	Laaiplek area must be visibly developed for tourism and marketing of the area.
	Department of Environmental Affairs and Development Planning	Community Services	To conserve and manage the natural environment and mitigate the impacts of climate change	Facilitate an enabling environment for economic growth	7	Velldrif	Ward committee inputs	Control access of vehicles to fishing spot opposite Riviera Hotel: A solution should be found to maintain the tourist attraction and conserve the environment and embankment
		Community Services	To promote a safe environment for all who live in Bergrivier	Promote a safe, healthy, educated and integrated community	7	Velldrif	Ward committee inputs	Speed calming measures needed along Voortrekker Road
	Department of Community Safety	Community Services	To promote a safe environment for all who live in Bergrivier	Promote a safe, healthy, educated and integrated community	7	Velldrif	Ward committee inputs	Crime is increasing in Town. A Community Safety plan should be compiled to ensure all roleplayers work together.
		Community Services	To promote a safe environment for all who live in Bergrivier	Promote a safe, healthy, educated and integrated community	7	Velldrif	Ward committee inputs	A lot of speeding and driving under the influence of alcohol occurs after hours and on weekends. It seems there is no traffic law enforcement then.
		Community Services	To promote a safe environment for all who live in Bergrivier	Sustainable Service Delivery	7	Velldrif	Ward committee inputs	Traffic needs to be controlled at Laaiplek Harbour with speed bumps and proper signage because there are a lot of tourists and people on foot, especially in the evenings
		Community Services	To promote a safe environment for all who live in Bergrivier	Sustainable Service Delivery	7	Velldrif	Ward committee inputs	Large Trucks cause noise pollution and travel through town at high speeds. Measures should be put in place to address this problem.
		Community Services	Safe and Cohesive Communities	Sustainable Service Delivery	7	Velldrif	Ward committee inputs	Trucks to be bypassed by a road more upstream - this is a suggestion to limit the flow of trucks through the CBD of the town
		Community Services	Safe and Cohesive Communities	Sustainable Service Delivery	7	Velldrif	Ward committee inputs	Law enforcement and SAPS to police and regulate the trucks and taxis much more effectively in the town, especially taxis to direct them to the official tax rank in St Helena Street in stead of the so called Market Square, opposite the police station
			Safe and Cohesive Communities	Sustainable Service Delivery	7	Velldrif	Ward committee inputs	More law enforcement officers required with the necessary vehicles and equipment. More cameras also needed. Safety measures should be introduced to Church Street (speed bumps, stop signs etc)
		Community Services	To promote a safe environment for all who live in Bergrivier	Promote a safe, healthy, educated and integrated community	7	Velldrif	Ward committee inputs	Law enforcement needs to act against illegal dumping
		Community Services	To promote a safe environment for all who live in Bergrivier	Sustainable Service Delivery	7	Velldrif	Ward committee inputs	Non-roadworthy trailers and boats on pavements need to be removed in the urban areas.
		Community Services	To promote a safe environment for all who live in Bergrivier	Sustainable Service Delivery	7	Velldrif	Community inputs	In Jameson street opposite Anglican Church, informal trading area a nuisance for church services
		Community Services	To promote a safe environment for all who live in Bergrivier	Sustainable Service Delivery	7	Velldrif	Community inputs	Pedestrian crossing at ABSA needs to be improved with speed humps
		Community Services	To promote a safe environment for all who live in Bergrivier	Promote a safe, healthy, educated and integrated community	7	Velldrif	Municipal inputs	Review of a rural and urban safety plan for Bergrivier municipal area
		Community Services	To promote a safe environment for all who live in Bergrivier	Promote a safe, healthy, educated and integrated community	7	Velldrif	Municipal inputs	New Traffic and Fire station

NATIONAL GOVERNMENT	PROVINCIAL GOVERNMENT	DIRECTORATE [R]	STRATEGIC OBJECTIVE [R]	STRATEGIC GOAL [R]	WARD NO	DESCRIPTION		
		Community Services	To promote a safe environment for all who live in Bergrivier	Promote a safe, healthy, educated and integrated community	7	Velldrif	Municipal inputs	Upgrading of Roadworthy centre
		Community Services	To promote a safe environment for all who live in Bergrivier	Promote a safe, healthy, educated and integrated community	7	Velldrif	Ward committee inputs	A comprehensive plan for fires and other natural disasters must be compiled for Velldrif and properly communicated to the public
	Department of Community Safety	Community Services	To promote a safe environment for all who live in Bergrivier	Promote a safe, healthy, educated and integrated community	7	Velldrif	Ward committee inputs	Integrated and monitored safety cameras at all entrances into town and at crime hotspots
		Community Services	To promote a safe environment for all who live in Bergrivier	Promote a safe, healthy, educated and integrated community	7	Velldrif	Ward committee inputs	Placement of fire faucets in whole of town should be audited and marked clearly
		Community Services	To promote a safe environment for all who live in Bergrivier	Promote a safe, healthy, educated and integrated community	All	Bergrivier	Municipal inputs	Fire fighting equipment
		Community Services	To promote a safe environment for all who live in Bergrivier	Promote a safe, healthy, educated and integrated community	All	Bergrivier	Municipal inputs	Radio Communication Equipment
		Community Services	To develop and provide sustainable bulk and community infrastructure in support of the spatial development framework	Sustainable Service Delivery	7	Velldrif	Ward committee inputs	Upgrade Pelican Beach Resort as a recreational area and ensure access to the beach for locals and tourists
		Community Services	To develop and provide sustainable bulk and community infrastructure in support of the spatial development framework	Sustainable Service Delivery	7	Velldrif	Ward committee inputs	Irrigation at some parks and open spaces are not maintained, which leads to unsightly gardens and sometimes wastage of water resources. (eg Karen Circle in Port Owen, Smit Park entrance and around the palm trees along Voortrekkerweg)
		Community Services	To promote healthy life styles through the provision of sport and other facilities and opportunities	Sustainable Service Delivery	7	Velldrif	Ward committee inputs	Upgrading of Laaiplek Play Park (St Christopher Street) with proper benches, fencing and gates
		Community Services	To promote a safe environment for all who live in Bergrivier	Sustainable Service Delivery	7	Velldrif	Ward committee inputs	Velldrif Animal Care Organisation is doing an excellent job of animal control but a pound is needed to care for stray animals. The organisation is also in need of a base for their operations.
		Community Services	To develop and provide bulk infra-structure	Facilitate an enabling environment for economic growth	5		Ward committee inputs	Public Toilets (RH & EK)
		Community Services	To develop and provide sustainable bulk and community infrastructure in support of the spatial development framework	Facilitate an enabling environment for economic growth	7	Velldrif	Ward committee inputs	Public toilets at Carinus Bridge: Large volumes of Tourists use this space. They need toilet facilities
		Community Services	To develop and provide sustainable bulk and community infrastructure in support of the spatial development framework	Sustainable Service Delivery	7	Velldrif	Community inputs	Sidewalks need to be cleaned often and sprayed for thorns
	Department of Cultural Affairs and Sport	Community Services	To create innovative partnerships with sector departments for improved education outcomes and opportunities for youth development	Sustainable and inclusive living environment	7	Velldrif	Ward committee inputs	The SA Fisheries Museum needs more funding to fulfill its mandate.
	Department of Human Settlements	Community Services	To develop and provide sustainable bulk and community infrastructure in support of the spatial development framework	Sustainable Service Delivery	6	Velldrif	Ward committee inputs	Some houses still have outside toilets - Municipality should help find funding to add inside toilets to these houses
	Department of Human Settlements	Community Services	To develop, manage and regulate the built environment	Sustainable Service Delivery	7	Velldrif	Ward committee inputs	There are a few remaining Municipal Houses in St. Christopherstreet, Laaiplek. These houses should be repaired and transported to the owners.
		Community Services	To promote healthy life styles through the provision of sport and other facilities and opportunities	Promote a safe, healthy, educated and integrated community	7	Velldrif	Community inputs	BMX track made with timber on Erf 471, Laaiplek
		Community Services	To promote healthy life styles through the provision of sport and other facilities and opportunities	Sustainable Service Delivery	All	Bergrivier	Municipal inputs	Vehicles
		Community Services	To promote healthy life styles through the provision of sport and other facilities and opportunities	Sustainable Service Delivery	All	Bergrivier	Municipal inputs	Tools

NATIONAL GOVERNMENT	PROVINCIAL GOVERNMENT	DIRECTORATE [R]	STRATEGIC OBJECTIVE [R]	STRATEGIC GOAL [R]	WARD NO	DESCRIPTION		
		Community Services	To promote healthy life styles through the provision of sport and other facilities and opportunities	Sustainable Service Delivery	All	Bergrivier	Municipal inputs	Furniture and Equipment
		Community Services	To promote healthy life styles through the provision of sport and other facilities and opportunities	Sustainable Service Delivery	All	Bergrivier	Municipal inputs	Upgrading of playing surfaces of sport fields
		Community Services	To develop and provide sustainable bulk and community infrastructure in support of the spatial development framework	Sustainable Service Delivery	7	Velddrif	Municipal inputs	Irrigation pumps
		Community Services	To develop and provide sustainable bulk and community infrastructure in support of the spatial development framework	Sustainable Service Delivery		Bergrivier	Municipal inputs	Irrigation equipment
		Community Services	To promote healthy life styles through the provision of sport and other facilities and opportunities	Sustainable Service Delivery	All	Bergrivier	Municipal inputs	Mobile Pavilions
		Community Services	To promote healthy life styles through the provision of sport and other facilities and opportunities	Sustainable Service Delivery	All	Bergrivier	Municipal inputs	Benches
		Community Services	To promote healthy life styles through the provision of sport and other facilities and opportunities	Sustainable Service Delivery	All	Bergrivier	Municipal inputs	Spraying cans
		Community Services	To budget strategically	Sustainable Service Delivery	7	Bergrivier	Municipal inputs	Drive-on trailers
		Community Services	To promote healthy life styles through the provision of sport and other facilities and opportunities	Sustainable Service Delivery	All	Bergrivier	Municipal inputs	Tools
		Community Services	To develop and provide sustainable bulk and community infrastructure in support of the spatial development framework	Sustainable Service Delivery	7	Velddrif	Municipal inputs	Furniture and Equipment
		Community Services	To develop and provide sustainable bulk and community infrastructure in support of the spatial development framework	Sustainable Service Delivery	6	Dwarskersbos	Municipal inputs	Upgrading of resorts
		Community Services	To budget strategically	Sustainable Service Delivery	7	Velddrif	Municipal inputs	Tools & Equipment
		Community Services	To develop and provide sustainable bulk and community infrastructure in support of the spatial development framework	Sustainable Service Delivery	7	Velddrif	Municipal inputs	Road between sea view and private residence (stywelyne)
		Community Services	To conserve and manage the natural environment and mitigate the impacts of climate change	Sustainable Service Delivery	7	Velddrif	Municipal inputs	Pelican Beach (RSEP)
		Community Services	To budget strategically	Sustainable Service Delivery	7	Velddrif	Municipal inputs	Vehicles
	Department of Transport and Public Works	Community Services	To promote a safe environment for all who live in Bergrivier	Promote a safe, healthy, educated and integrated community	7	Velddrif	Ward committee inputs	The facilities at the police station is inadequate
	Department of Economic Development and Tourism	Office of the Municipal Manager	To facilitate an environment for the creation of jobs and small businesses	Facilitate an enabling environment for economic growth	6	Aurora	Ward committee inputs	SMME's in Aurora to be identified and a training programme developed. This include the agricultural programme being implemented
	Department of Agriculture	Office of the Municipal Manager	To facilitate an environment for the creation of jobs and small businesses	Facilitate an enabling environment for economic growth	6	Aurora	Municipal inputs	An agricultural programme is currently being implemented and the number of households that want to participate still needs to be identified. One of the challenges will be the lack of land to grow produce
		Corporate Services	To facilitate an environment for the creation of jobs and small businesses	Facilitate an enabling environment for economic growth	6	Aurora	Ward committee inputs	Land must be available for light/service industries
		Community Services	To facilitate an environment for the creation of jobs and small businesses	Facilitate an enabling environment for economic growth	6	Aurora	Ward committee inputs	Street map indicating tourist information must be displayed at the entrance of the town. Currently the only map of Aurora is inside the municipal offices
	Western Cape Education Department	Office of the Municipal Manager	To create innovative partnerships with sector departments for improved education outcomes and opportunities for youth development	Promote a safe, healthy, educated and integrated community	6	Aurora	Ward committee inputs	Misuse of drugs at hostel by scholars
	Department of Social Development	Office of the Municipal Manager	To create innovative partnerships with sector departments for improved education outcomes and opportunities for youth development	Promote a safe, healthy, educated and integrated community	6	Aurora	Ward committee inputs	Programme for "school drop outs"

NATIONAL GOVERNMENT	PROVINCIAL GOVERNMENT	DIRECTORATE [R]	STRATEGIC OBJECTIVE [R]	STRATEGIC GOAL [R]	WARD NO	DESCRIPTION		
	Department of Social Development	Office of the Municipal Manager	To create innovative partnerships with sector departments for improved education outcomes and opportunities for youth development	Promote a safe, healthy, educated and integrated community	6	Aurora	Ward committee inputs	Adult Basic Education classes need to be presented as to increase the literacy levels in the town
		Financial Services	To budget strategically	Strengthen Financial Sustainability and further enhance Good Governance	6	Aurora	Ward committee inputs	Ward councillors are aware of people qualifying for indigent assistance, but is also aware that the potential applicants cannot get to the municipal offices. It is requested that the municipality must visit these people
		Financial Services	To create an efficient, effective, economic and accountable administration	Strengthen Financial Sustainability and further enhance Good Governance	All	Bergrivier	Municipal inputs	Vehicle for meter readers
		Corporate Services	To create an efficient, effective, economic and accountable administration	Strengthen Financial Sustainability and further enhance Good Governance	6	Aurora	Ward committee inputs	A general comment was made on municipal officials and service providers delivering work of a poor performance. It often leads to situations where the work has to be repeated. Some works are even left unfinished
		Council	To create an efficient, effective, economic and accountable administration	Strengthen Financial Sustainability and further enhance Good Governance	6	Aurora	Ward committee inputs	It is requested that the organogram with names and telephone numbers of responsible staff of each directorate be put up at Aurora. This can assist in ensuring that complaints are addressed and/or escalated if not addressed
		Technical Services	To develop and provide sustainable bulk and community infrastructure in support of the spatial development framework	Sustainable Service Delivery	6	Aurora	Ward committee inputs	Upgrade of roads and pavements
		Technical Services	To develop and provide sustainable bulk and community infrastructure in support of the spatial development framework	Sustainable Service Delivery	6	Aurora	Ward committee inputs	Some overhanging trees in streets and on pavements need to be trimmed
		Technical Services	To develop and provide sustainable bulk and community infrastructure in support of the spatial development framework	Sustainable Service Delivery	6	Aurora	Ward committee inputs	The reseal of streets in Aurora needs to be prioritized
		Technical Services	To develop and provide sustainable bulk and community infrastructure in support of the spatial development framework	Sustainable Service Delivery	6	Aurora	Ward committee inputs	Roads are not being maintained before the winter. It affects learners as well as they have to walk in roads filled with muds as there are no pavements
		Technical Services	To develop and provide sustainable bulk and community infrastructure in support of the spatial development framework	Sustainable Service Delivery	6	Aurora	Ward committee inputs	All road signs need to be replaced in Aurora
		Technical Services	To develop and provide sustainable bulk and community infrastructure in support of the spatial development framework	Sustainable Service Delivery	6	Aurora	Ward committee inputs	Replace conventional electricity meters with prepaid
		Technical Services	To develop and provide sustainable bulk and community infrastructure in support of the spatial development framework	Sustainable Service Delivery	6	Aurora	Ward committee inputs	Aurora – Lightning in Hoof street to RDP house
		Technical Services	To develop and provide sustainable bulk and community infrastructure in support of the spatial development framework	Sustainable Service Delivery	6	Aurora	Ward committee inputs	Storm water channels not up to standard Stormwater channel in RDP housing area blocked (Hoog street)
		Technical Services	To develop and provide sustainable bulk and community infrastructure in support of the spatial development framework	Sustainable Service Delivery	6	Aurora	Ward committee inputs	Stormwater channels are not being cleaned before the winter season that affects the proper management of rain water
		Technical Services	To conserve and manage the natural environment and mitigate the impacts of climate change	Sustainable Service Delivery	6	Aurora	Ward committee inputs	The 3-bag system does not work in Aurora as the 3 bags are being dumped into 1 truck. The community needs information sessions by an official from the municipality
		Technical Services	To conserve and manage the natural environment and mitigate the impacts of climate change	Sustainable Service Delivery	6	Aurora	Ward committee inputs	Transfer station is in good overall condition. Garden waste area is a problem as the community dumps mixed waste.
		Technical Services	To develop and provide sustainable bulk and community infrastructure in support of the spatial development framework	Sustainable Service Delivery	6	Aurora	Ward committee inputs	Land needs to be identified for public toilets
		Technical Services	To develop and provide sustainable bulk and community infrastructure in support of the spatial development framework	Sustainable Service Delivery	6	Aurora	Community inputs	Building and floor of WTW must be replaced
	Department of Cultural Affairs and Sport	Community Services	To promote healthy life styles through the provision of sport and other facilities and opportunities	Promote a safe, healthy, educated and integrated community	6	Aurora	Ward committee inputs	LOC meeting in 2020

NATIONAL GOVERNMENT	PROVINCIAL GOVERNMENT	DIRECTORATE [R]	STRATEGIC OBJECTIVE [R]	STRATEGIC GOAL [R]	WARD NO	DESCRIPTION		
		Community Services	To promote healthy life styles through the provision of sport and other facilities and opportunities	Promote a safe, healthy, educated and integrated community	6	Aurora	Ward committee inputs	Upgrading and maintenance of sport complex needs attention
		Community Services	To develop and provide sustainable bulk and community infrastructure in support of the spatial development framework	Sustainable Service Delivery	6	Aurora	Municipal inputs	Building of new pavilion/Open fixed Stands that are disability friendly
		Community Services	To promote a safe environment for all who live in Bergrivier	Promote a safe, healthy, educated and integrated community	6	Aurora	Ward committee inputs	Law enforcement not visible, especially over weekends
		Community Services	To promote a safe environment for all who live in Bergrivier	Promote a safe, healthy, educated and integrated community	6	Aurora	Ward committee inputs	Action against illegal house-shops does not take place and/or take too long. By-law must be strictly applied
		Community Services	To promote a safe environment for all who live in Bergrivier	Promote a safe, healthy, educated and integrated community	6	Aurora	Ward committee inputs	Speed bumps need attention and new speed calming measures need to be installed. No ditches for speed calming. Speed calming in Hoog street required
		Community Services	To promote a safe environment for all who live in Bergrivier	Promote a safe, healthy, educated and integrated community	6	Aurora	Ward committee inputs	Open erven needs to be clean at all times, esp due to danger of snakes
		Community Services	To promote a safe environment for all who live in Bergrivier	Promote a safe, healthy, educated and integrated community	6	Aurora	Municipal inputs	Review of a rural and urban safety plan for Bergrivier municipal area
		Community Services	To develop and provide sustainable bulk and community infrastructure in support of the spatial development framework	Sustainable Service Delivery	6	Aurora	Ward committee inputs	Maintenance of grave yard a concern
		Community Services	To promote healthy life styles through the provision of sport and other facilities and opportunities	Promote a safe, healthy, educated and integrated community	All	Bergrivier	Municipal inputs	Renewal of Ablution Facilities
		Community Services	To develop and provide sustainable bulk and community infrastructure in support of the spatial development framework	Sustainable Service Delivery	6	Aurora	Municipal inputs	Toilets at grave yard needed
	Department of Human Settlements	Community Services	To develop, manage and regulate the built environment	Sustainable and inclusive living environment	6	Aurora	Ward committee inputs	Shortage of housing
	Department of Human Settlements	Community Services	To develop, manage and regulate the built environment	Sustainable and inclusive living environment	6	Aurora	Ward committee inputs	Transfers of homes in Hoog street
		Community Services	To develop, manage and regulate the built environment	Sustainable Service Delivery	6	Aurora	Ward committee inputs	Not everyone making changes to buildings older than 60 years are required to obtain heritage approval. People with buildings older than 60 years must be treated the same way
		Community Services	To develop, manage and regulate the built environment	Sustainable Service Delivery	6	Aurora	Ward committee inputs	Municipal buildings are not being maintained and the lack of maintenance can be observed. It leaves a bad impression given that the municipality is one of the stakeholders in the community setting the direction of the communities
		Community Services	To develop and provide sustainable bulk and community infrastructure in support of the spatial development framework	Sustainable Service Delivery	6	Aurora	Ward committee inputs	Community hall is dirty and public is unhappy about it
		Community Services	To maintain existing bulk infrastructure and services	Sustainable Service Delivery	All	Bergrivier	Municipal inputs	Tools and equipment
		Community Services	To maintain existing bulk infrastructure and services	Sustainable Service Delivery	5	Redelinghuys	Municipal inputs	Upgrade of Community Halls
		Community Services	To develop and provide sustainable bulk and community infrastructure in support of the spatial development framework	Sustainable Service Delivery	6	Aurora	Municipal inputs	Upgrade of play parks
		Community Services	To develop and provide sustainable bulk and community infrastructure in support of the spatial development framework	Sustainable Service Delivery	2	Porterville	Municipal inputs	Upgrade of play parks
		Community Services	To develop and provide sustainable bulk and community infrastructure in support of the spatial development framework	Sustainable Service Delivery	6	Aurora	Municipal inputs	Upgrade of Community Halls
		Community Services	To maintain existing bulk infrastructure and services	Sustainable Service Delivery	All	Bergrivier	Municipal inputs	Photocopiers
		Community Services	To develop and provide sustainable bulk and community infrastructure in support of the spatial development framework	Sustainable Service Delivery	6	Aurora	Municipal inputs	Upgrading of Eendekuil Library
		Community Services	To promote a safe environment for all who live in Bergrivier	Promote a safe, healthy, educated	6	Aurora	Ward committee inputs	Appoint fire service reservists from the community

NATIONAL GOVERNMENT	PROVINCIAL GOVERNMENT	DIRECTORATE [R]	STRATEGIC OBJECTIVE [R]	STRATEGIC GOAL [R]	WARD NO	DESCRIPTION	
				and integrated community			
	Department of Health	Office of the Municipal Manager	To promote healthy life styles through the provision of sport and other facilities and opportunities	Promote a safe, healthy, educated and integrated community	6	Aurora	Ward committee inputs There are currently only clinic days on Wednesdays and more clinic days are required. There is also no shading against the elements at the clinic building
		Office of the Municipal Manager	To facilitate an environment for the creation of jobs and small businesses	Facilitate an enabling environment for economic growth	6	Velddrif	Ward committee inputs Premises for informal traders in Noordhoek to be completed
	Department of Economic Development and Tourism	Office of the Municipal Manager	To facilitate an environment for the creation of jobs and small businesses	Facilitate an enabling environment for economic growth	6	Velddrif	Ward committee inputs A database of SMME's in Noordhoek has been developed and a Forum was established. An empowerment programme for the members needs to be implemented
	Department of Economic Development and Tourism	Office of the Municipal Manager	To facilitate an environment for the creation of jobs and small businesses	Facilitate an enabling environment for economic growth	6	Velddrif	Ward committee inputs Economic Development in Velddrif must be attended to as a whole and ways of helping struggling businesses must be investigated.
	Department of Agriculture	Office of the Municipal Manager	To facilitate an environment for the creation of jobs and small businesses	Facilitate an enabling environment for economic growth	6	Velddrif	Ward committee inputs An agricultural programme is being implemented in Bergrivier municipal area and the Noordhoek area will be predominantly food boxes due to shortage of land. Fish farming is envisaged for the area as well
	Department of Economic Development and Tourism	Office of the Municipal Manager	To facilitate an environment for the creation of jobs and small businesses	Facilitate an enabling environment for economic growth	6	Velddrif	Ward committee inputs Investigate the possibilities of a manufacturing industry in Velddrif, with specific reference to the boat building industry
		Corporate Services	To facilitate an environment for the creation of jobs and small businesses	Facilitate an enabling environment for economic growth	6	Velddrif	Ward committee inputs Land must be available for light/service industries Action against illegal house-shops does not take place and/or take too long. By-law must be strictly applied
	Western Cape Education Department	Office of the Municipal Manager	To create innovative partnerships with sector departments for improved education outcomes and opportunities for youth development	Promote a safe, healthy, educated and integrated community	6	Velddrif	Ward committee inputs The dropout rate for all schools in Bergrivier municipal area is a major concern and serious attempts by all stakeholders will have to be made to keep the learners in school
	Department of Social Development	Office of the Municipal Manager	To promote a safe environment for all who live in Bergrivier	Promote a safe, healthy, educated and integrated community	6	Velddrif	Ward committee inputs Young people need a place where they can relax without having to pay and that can keep them busy as to keep away from substance abuse habits.
	Department of Social Development	Office of the Municipal Manager	To create innovative partnerships with sector departments for improved education outcomes and opportunities for youth development	Promote a safe, healthy, educated and integrated community	6	Velddrif	Ward committee inputs ABET training is going to commence at English Church in 2020 and will address the needs of school drop-outs
		Technical Services	To conserve and manage the natural environment and mitigate the impacts of climate change	Sustainable and inclusive living environment	6	Velddrif	Ward committee inputs Install pre-paid water meters
		Technical Services	To develop and provide sustainable bulk and community infrastructure in support of the spatial development framework	Sustainable Service Delivery	6	Aurora	Community inputs Street light on the corner of Buitenkant- and Buitengracht street
		Technical Services	To develop and provide sustainable bulk and community infrastructure in support of the spatial development framework	Sustainable Service Delivery	6	Velddrif	Ward committee inputs Noordhoek – Upgrading of parking area at Noordhoek school
		Technical Services	To develop and provide sustainable bulk and community infrastructure in support of the spatial development framework	Sustainable Service Delivery	6	Velddrif	Ward committee inputs Street lights Primrose Street
		Technical Services	To develop and provide sustainable bulk and community infrastructure in support of the spatial development framework	Sustainable Service Delivery	6	Velddrif	Ward committee inputs Street lights in Trewal street
		Technical Services	To develop and provide sustainable bulk and community infrastructure in support of the spatial development framework	Sustainable Service Delivery	6	Velddrif	Ward committee inputs Noordhoek – street lights in Roos street
		Technical Services	To develop and provide sustainable bulk and community infrastructure in support of the spatial development framework	Sustainable Service Delivery	6	Velddrif	Ward committee inputs Various areas in Noordhoek are dark and needs lighting, especially in Neptune street. The need for high mast lights should be investigated
		Technical Services	To develop and provide sustainable bulk and community infrastructure in support of the spatial development framework	Sustainable Service Delivery	6	Velddrif	Ward committee inputs 2 Spray lights needed in Blikkiesdorp but must not be yellow bright lights
		Technical Services	To develop and provide sustainable bulk and community infrastructure in support of the spatial development framework	Sustainable Service Delivery	6	Velddrif	Ward committee inputs Street lights at the "vlei" need to be repaired as it is very unsafe to walk in the road at night

NATIONAL GOVERNMENT	PROVINCIAL GOVERNMENT	DIRECTORATE [R]	STRATEGIC OBJECTIVE [R]	STRATEGIC GOAL [R]	WARD NO	DESCRIPTION		
	Department of Health	Office of the Municipal Manager	To promote healthy life styles through the provision of sport and other facilities and opportunities	Promote a safe, healthy, educated and integrated community	6	Aurora	Community inputs	More people need medical attention and because the clinic is only open once a week, it makes it difficult to reach all the patients in one day. The clinic needs to be open more than once a week.
		Community Services	To develop and provide sustainable bulk and community infrastructure in support of the spatial development framework	Sustainable Service Delivery	6	Velldrif	Ward committee inputs	Outside toilets in Oublok to inside Noordhoek
		Technical Services	To develop and provide sustainable bulk and community infrastructure in support of the spatial development framework	Sustainable Service Delivery	6	Velldrif	Ward committee inputs	"Landfill site" in Velldrif rehabilitated
		Technical Services	To conserve and manage the natural environment and mitigate the impacts of climate change	Sustainable Service Delivery	6	Velldrif	Ward committee inputs	Establishment of a composting facility at the landfill site
		Technical Services	To conserve and manage the natural environment and mitigate the impacts of climate change	Sustainable Service Delivery	6	Velldrif	Ward committee inputs	Awareness programmes on recycling
	Department of Human Settlements	Community Services	To develop, manage and regulate the built environment	Sustainable and inclusive living environment	6	Velldrif	Ward committee inputs	Inadequate housing in Noordhoek
	Department of Human Settlements	Community Services	To develop, manage and regulate the built environment	Sustainable and inclusive living environment	6	Velldrif	Ward committee inputs	Noordhoek - GAP housing
	Department of Human Settlements	Community Services	To develop, manage and regulate the built environment	Sustainable and inclusive living environment	6	Velldrif	Ward committee inputs	Temporary housing when homes burn down
	Department of Human Settlements	Community Services	To develop, manage and regulate the built environment	Sustainable and inclusive living environment	6	Velldrif	Ward committee inputs	Noordhoek - Solar geysers
		Community Services	To promote a safe environment for all who live in Bergrivier	Sustainable and inclusive living environment	6	Velldrif	Ward committee inputs	Speed calming in Falken street
		Community Services	To promote a safe environment for all who live in Bergrivier	Sustainable and inclusive living environment	6	Velldrif	Ward committee inputs	Nemesia street: Motor vehicles drive at high speed and when turning into Watsonia street, motorists pass through stop sign without stopping
		Community Services	To promote a safe environment for all who live in Bergrivier	Sustainable and inclusive living environment	6	Velldrif	Ward committee inputs	Taxi rank needs a "roof" to protect passengers
		Community Services	To promote a safe environment for all who live in Bergrivier	Sustainable and inclusive living environment	6	Velldrif	Ward committee inputs	Speed bumps need to be established in Krom street due to high speeding and in Noordhoek lane
		Community Services	To promote a safe environment for all who live in Bergrivier	Sustainable and inclusive living environment	6	Velldrif	Ward committee inputs	No control over drop-off and uploading of school children. Often dangerous overloading of vehicles. Law Enforcement urgently needed
	Department of Community Safety	Community Services	To promote a safe environment for all who live in Bergrivier	Promote a safe, healthy, educated and integrated community	6	Velldrif	Municipal inputs	Review of a rural and urban safety plan for Bergrivier municipal area
		Community Services	To develop and provide sustainable bulk and community infrastructure in support of the spatial development framework	Sustainable Service Delivery	6	Velldrif	Ward committee inputs	Upgrading of the sport facilities at Eric Goldsmith sport fields, such as repair of kitchen, toilets and spray lights
		Community Services	To create innovative partnerships with sector departments for improved education outcomes and opportunities for youth development	Sustainable Service Delivery	6	Velldrif	Ward committee inputs	Outdoor gym in Dwarskersbos
		Community Services	To develop and provide sustainable bulk and community infrastructure in support of the spatial development framework	Sustainable Service Delivery	6	Velldrif	Ward committee inputs	Pavements need to be cleaned often and needs to be sprayed for thorns
		Community Services	To budget strategically	Sustainable Service Delivery	all	Bergrivier	Municipal inputs	Truck 1.5 ton
		Community Services	To maintain existing bulk infrastructure and services	Sustainable Service Delivery	All	Bergrivier	Municipal inputs	Security at municipal buildings
		Community Services	To develop and provide sustainable bulk and community infrastructure in support of the spatial development framework	Sustainable Service Delivery	5	Redelinghuys	Municipal inputs	Toilets Redelinghuis
		Community Services	To develop and provide sustainable bulk and community infrastructure in support of the spatial development framework	Sustainable Service Delivery	7	Velldrif	Municipal inputs	Fencing

NATIONAL GOVERNMENT	PROVINCIAL GOVERNMENT	DIRECTORATE [R]	STRATEGIC OBJECTIVE [R]	STRATEGIC GOAL [R]	WARD NO	DESCRIPTION		
	Department of Cultural Affairs and Sport	Community Services	To create innovative partnerships with sector departments for improved education outcomes and opportunities for youth development	Promote a safe, healthy, educated and integrated community	6	Aurora	Municipal inputs	Upgrade of Aurora Library
	Department of Health	Office of the Municipal Manager	To promote healthy life styles through the provision of sport and other facilities and opportunities	Promote a safe, healthy, educated and integrated community	6	Velddrif	Ward committee inputs	Waiting room for patients for ambulance: Patients have to wait from 4:30 in the mornings outside the clinic for the ambulance. This include children and the elderly
	Department of Human Settlements	Community Services	To develop, manage and regulate the built environment	Sustainable and inclusive living environment	6	Aurora	Community inputs	Need for housing in Aurora
South African Police Service (SAPS)			To promote a safe environment for all who live in and visit Bergrivier	Promote a safe, healthy, educated and integrated community	6	Aurora	Community inputs	Satellite police station for Aurora
		Technical Services	To develop and provide sustainable bulk and community infrastructure in support of the spatial development framework	Sustainable Service Delivery	6	Aurora	Community inputs	No public toilets in Aurora
	Western Cape Education Department	Office of the Municipal Manager	To create innovative partnerships with sector departments for improved education outcomes and opportunities for youth development	Promote a safe, healthy, educated and integrated community	6	Dwarskersbos	Community inputs	Maintaining an established school in Dwarskersbos
		Corporate Services	To conserve and manage the natural environment and mitigate the impacts of climate change	Sustainable and inclusive living environment	6	Dwarskersbos	Community inputs	A climate change plan has been approved, but the drought clearly outlined the impact of the climate change. Considerable work was done to the ensure that Velddrif/Dwarskersbos area is becoming less dependant on the water infrastructure it has to share with other municipalities. Research needs to be done on how climate change impact on the local beach area
	Department of Environmental Affairs and Development Planning	Corporate Services	To develop and provide sustainable bulk and community infrastructure in support of the spatial development framework	Sustainable Service Delivery	6	Dwarskersbos	Community inputs	Signage for swimming area and fishing should not be allowed in swimming area
	Department of Environmental Affairs and Development Planning	Corporate Services	To communicate effectively with the public	Sustainable Service Delivery	6	Dwarskersbos	Ward committee inputs	Present implementation guidelines and communicate to general public
	Department of Economic Development and Tourism	Corporate Services	To communicate effectively with the public	Sustainable Service Delivery	6	Dwarskersbos	Ward committee inputs	Cell phones and communication needs to be addressed urgently
	Department of Transport and Public Works	Technical Services	To develop and provide sustainable bulk and community infrastructure in support of the spatial development framework	Strengthen Financial Sustainability and further enhance Good Governance	6	Dwarskersbos	Community inputs	Need to know when main road will be upgraded. Wants to know if R 27 Road is on provincial strategy
	Department of Transport and Public Works	Technical Services	To promote a safe environment for all who live in Bergrivier	Promote a safe, healthy, educated and integrated community	6	Dwarskersbos	Community inputs	Weigh bridge requested to control heavy truck transport on roads
		Technical Services	To develop and provide sustainable bulk and community infrastructure in support of the spatial development framework	Sustainable Service Delivery	6	Dwarskersbos	Ward committee inputs	Pavements/curbs requested along Main Road
		Technical Services	To develop and provide sustainable bulk and community infrastructure in support of the spatial development framework	Sustainable Service Delivery	6	Dwarskersbos	Community inputs	Refuse needs to be removed from Bloumossel beach and walkways need to be cleared of thorns
	Department of Health	Technical Services	To develop and provide sustainable bulk and community infrastructure in support of the spatial development framework	Sustainable Service Delivery	6	Dwarskersbos	Community inputs	Cleaning of the access paths to the beach required together with the maintenance of the board walks
	Department of Social Development	Technical Services	To communicate effectively with the public	Sustainable Service Delivery	6	Dwarskersbos	Community inputs	Dwarskersbos home owners frustrated with long period of approval of building plans
	Department of Local Government	Technical Services	To develop and provide sustainable bulk and community infrastructure in support of the spatial development framework	Sustainable Service Delivery	6	Dwarskersbos	Community inputs	Storm water gathers on corner of Highway and Anjovis street. Area should be shaped for water to flow away from the area as there is no stormwater system in place in Dwarskersbos
		Technical Services	To develop and provide sustainable bulk and community infrastructure in support of the spatial development framework	Sustainable Service Delivery	6	Dwarskersbos	Community inputs	Area in front of caravan parks needs to be paved due to water not flowing away.
		Technical Services	To develop and provide sustainable bulk and community infrastructure	Sustainable Service Delivery	6	Dwarskersbos	Community inputs	Water in circle of Aalwyn and Gansie str does not drain away when it rains



NATIONAL GOVERNMENT	PROVINCIAL GOVERNMENT	DIRECTORATE [R]	STRATEGIC OBJECTIVE [R]	STRATEGIC GOAL [R]	WARD NO	DESCRIPTION		
			in support of the spatial development framework					
		Technical Services	To develop and provide sustainable bulk and community infrastructure in support of the spatial development framework	Sustainable Service Delivery	6	Dwarskersbos	Ward committee inputs	Overflow of Hemelhoogs and Gietenmelksfontein Sewerage sump caused health hazard and stench
		Community Services	To promote a safe environment for all who live in Bergrivier	Promote a safe, healthy, educated and integrated community	6	Dwarskersbos	Community inputs	Pedestrian crossing needed from Slakkepas across the main road to ensure road safety
		Community Services	To develop and provide sustainable bulk and community infrastructure in support of the spatial development framework	Sustainable Service Delivery	6	Dwarskersbos	Community inputs	General neatness of town needs to be improved from Hoof str to Rocherpan str. Spraying for thorns needs to be done
		Community Services	To promote a safe environment for all who live in Bergrivier	Promote a safe, healthy, educated and integrated community	6	Dwarskersbos	Community inputs	Control of traffic in Dwarskersbos
		Community Services	To promote a safe environment for all who live in Bergrivier	Promote a safe, healthy, educated and integrated community	6	Dwarskersbos	Community inputs	Improve law enforcement
		Community Services	To promote a safe environment for all who live in Bergrivier	Promote a safe, healthy, educated and integrated community	6	Dwarskersbos	Community inputs	Utilise retired SAPS and other uniform carrying people for the general safety of the area
	Department of Transport and Public Works	Community Services	To promote a safe environment for all who live in Bergrivier	Promote a safe, healthy, educated and integrated community	6	Dwarskersbos	Community inputs	As the town is expanding, speed calming signs need to be moved in a northerly and southerly direction. Any other speed calming measures need to be investigated to address the problem
	Department of Transport and Public Works	Community Services	To promote a safe environment for all who live in Bergrivier	Promote a safe, healthy, educated and integrated community	6	Dwarskersbos	Community inputs	Move 60 km road sign back to beginning of town (at least 1 km)
	Department of Community Safety	Community Services	To promote a safe environment for all who live in Bergrivier	Promote a safe, healthy, educated and integrated community	6	Dwarskersbos	Municipal inputs	Review of a rural and urban safety plan for Bergrivier municipal area
	Department of Transport and Public Works	Community Services	To develop and provide sustainable bulk and community infrastructure in support of the spatial development framework	Sustainable Service Delivery	6	Dwarskersbos	Community inputs	Energy saving mechanisms in Dwarskersbos caravan park
		Community Services	To develop and provide sustainable bulk and community infrastructure in support of the spatial development framework	Sustainable Service Delivery	6	Dwarskersbos	Community inputs	Remainder of ablution facilities to be upgraded in DKB.
		Community Services	To develop and provide sustainable bulk and community infrastructure in support of the spatial development framework	Sustainable Service Delivery	6	Dwarskersbos	Community inputs	Close the ablution blocks during off season and switch geysers off to save water and electricity.
		Community Services	To develop and provide sustainable bulk and community infrastructure in support of the spatial development framework	Sustainable Service Delivery	6	Dwarskersbos	Community inputs	Roof at library leaks.
		Community Services	To develop and provide sustainable bulk and community infrastructure in support of the spatial development framework	Sustainable Service Delivery	6	Dwarskersbos	Community inputs	Floor of community hall is lifting and is creating a danger for consumers
		Community Services	To develop and provide sustainable bulk and community infrastructure in support of the spatial development framework	Sustainable Service Delivery	6	Dwarskersbos	Municipal inputs	Upgrading of sewerage system DKB
		Community Services	To promote healthy life styles through the provision of sport and other facilities and opportunities	Sustainable Service Delivery	6	Dwarskersbos	Municipal inputs	Upgrade hall to conference
	Department of Transport and Public Works		To promote healthy life styles through the provision of sport and other facilities and opportunities	Sustainable Service Delivery	6	Dwarskersbos	Municipal inputs	C1097 Dwarskersbos/Elandsbaai road
		Community Services	To communicate effectively with the public	Promote a safe, healthy, educated and integrated community	6	Dwarskersbos	Community inputs	Move the north and south welcoming signs to the new boundaries of the town
	Department of Transport and Public Works		To develop and provide sustainable bulk and community infrastructure in support of the spatial development framework	Sustainable Service Delivery	6	Dwarskersbos	Community inputs	Upgrade of road from Laaiplek to Dwarskersbos
	Department of Transport and Public Works		To develop and provide sustainable bulk and community infrastructure in support of the spatial development framework	Sustainable Service Delivery	6	Dwarskersbos	Community inputs	Reroute road from Velddrif to Elandsbaai passed Dwarskersbos. Dwarskersbos not to be a thoroughfare for traffic given the high speeding

NATIONAL GOVERNMENT	PROVINCIAL GOVERNMENT	DIRECTORATE [R]	STRATEGIC OBJECTIVE [R]	STRATEGIC GOAL [R]	WARD NO	DESCRIPTION		
	Department of Transport and Public Works		To develop and provide sustainable bulk and community infrastructure in support of the spatial development framework	Sustainable Service Delivery	6	Dwarskersbos	Municipal inputs	C1097 Dwarskersbos/Elandbaai road
Department of Home Affairs (DHA)			To communicate effectively with the public	Sustainable Service Delivery	6	Dwarskersbos	Ward committee inputs	Insufficient access to the services of Dept of Home Affairs for Wards 6 & 7
	Department of Transport and Public Works	Office of the Municipal Manager	To improve local mobility in the towns of the municipality	Facilitate an enabling environment for economic growth	5	Eendekuil	Ward committee inputs	No service provider could yet be found to ensure affordable transport to the larger towns. Only transport within the bigger towns have been identified and negotiations are currently taking place with them. The impact is that the taxi industry need to fulfil in this capacity
	Department of Agriculture	Office of the Municipal Manager	To facilitate an environment for the creation of jobs and small businesses	Facilitate an enabling environment for economic growth	5	Eendekuil	Ward committee inputs	An agricultural programme is currently being implemented and a high number of households have been identified that want to participate in the food security programme. The challenge with Eendekuil is the lack of land to grow produce
	Department of Economic Development and Tourism	Office of the Municipal Manager	To facilitate an environment for the creation of jobs and small businesses	Facilitate an enabling environment for economic growth	5	Eendekuil	Ward committee inputs	It is acknowledged that job creation is a serious concern and that there is currently little new initiatives to stimulate the economy of Eendekuil. The answer on how to stimulate the Eendekuil economy is still not formulated, especially given the scarcity of land in the area.
	Department of Social Development	Office of the Municipal Manager	To alleviate poverty	Promote a safe, healthy, educated and integrated community	5	Eendekuil	Ward committee inputs	A LDAC committee was established in Eendekuil and the committee needs to run programmes on drug awareness. Programme also to be run on farms
	Western Cape Education Department	Office of the Municipal Manager	To alleviate poverty	Promote a safe, healthy, educated and integrated community	5	Eendekuil	Ward committee inputs	The dropout rate for all schools in Bergrivier municipal area is a major concern and serious attempts by all stakeholders will have to be made to keep the learners in school
	Department of Cultural Affairs and Sport	Office of the Municipal Manager	To create innovative partnerships with sector departments for improved education outcomes and opportunities for youth development	Promote a safe, healthy, educated and integrated community	5	Eendekuil	Ward committee inputs	The municipality acknowledges that youth campaigns should address the social ills that the youth is being faced with, but it will have to be a concerted effort by a range of stakeholders as the municipality does not have sufficient capacity for youth programmes in all 9 towns.
	Department of Social Development	Office of the Municipal Manager	To create innovative partnerships with sector departments for improved education outcomes and opportunities for youth development	Promote a safe, healthy, educated and integrated community	5	Eendekuil	Ward committee inputs	Bergrivier Municipality needs to establish a relationship/forum with NGO's and CBO's to assist them with social development initiatives in the communities. These organisations also need assistance with funding to carry out their work in the various communities
	Department of Social Development	Office of the Municipal Manager	To create innovative partnerships with sector departments for improved education outcomes and opportunities for youth development	Promote a safe, healthy, educated and integrated community	5	Eendekuil	Ward committee inputs	There is a need for a centre to house the ECD's and elderly people on a daily basis in Eendekuil. A toy library is to be established in Eendekuil
	Department of Social Development	Office of the Municipal Manager	To create innovative partnerships with sector departments for improved education outcomes and opportunities for youth development	Promote a safe, healthy, educated and integrated community	5	Eendekuil	Ward committee inputs	Present teenage pregnancy programmes (Eendekuil)
		Financial Services	To communicate effectively with the public	Sustainable Service Delivery	5	Eendekuil	Ward committee inputs	Municipality must visit homes with bed ridden people who will qualify for indigence. The community will help to identify the applicable households
		Financial Services	To create an efficient, effective, economic and accountable administration	Strengthen Financial Sustainability and further enhance Good Governance	All	Bergrivier	Municipal inputs	Furniture and Equipment
		Technical Services	To develop and provide sustainable bulk and community infrastructure in support of the spatial development framework	Sustainable Service Delivery	5	Eendekuil	Ward committee inputs	Replace "pit latrines" Eendekuil – a programme to replace "pit latrines and/or outside toilets are being undertaken by the municipality currently
		Technical Services	To develop and provide sustainable bulk and community infrastructure in support of the spatial development framework	Sustainable Service Delivery	5	Eendekuil	Ward committee inputs	Connect houses to the sewerage system in Eendekuil
		Technical Services	To develop and provide sustainable bulk and community infrastructure in support of the spatial development framework	Sustainable Service Delivery	5	Eendekuil	Community inputs	Two streets, namely Maas- and Cheddar street were not connected to the main sewage system
		Technical Services	To develop and provide sustainable bulk and community infrastructure in support of the spatial development framework	Sustainable Service Delivery	5	Eendekuil	Ward committee inputs	Reseal of Cheddar street
		Technical Services	To develop and provide sustainable bulk and community infrastructure in support of the spatial development framework	Sustainable Service Delivery	5	Eendekuil	Ward committee inputs	Upgrade of roads and stormwater (specifically Aandblom Street)

NATIONAL GOVERNMENT	PROVINCIAL GOVERNMENT	DIRECTORATE [R]	STRATEGIC OBJECTIVE [R]	STRATEGIC GOAL [R]	WARD NO	DESCRIPTION		
		Technical Services	To develop and provide sustainable bulk and community infrastructure in support of the spatial development framework	Sustainable Service Delivery	5	Eendekuil	Ward committee inputs	Cheddar street to get kerbs
		Technical Services	To develop and provide sustainable bulk and community infrastructure in support of the spatial development framework	Sustainable Service Delivery	5	Eendekuil	Ward committee inputs	Pavements along Main Road and paving in Kloof street
		Technical Services	To conserve and manage the natural environment and mitigate the impacts of climate change	Sustainable and inclusive living environment	5	Eendekuil	Ward committee inputs	Need for groundwater investigations
		Technical Services	To conserve and manage the natural environment and mitigate the impacts of climate change	Sustainable and inclusive living environment	5	Eendekuil	Community inputs	In Kloof street water pipes need to be upgraded
		Technical Services	To conserve and manage the natural environment and mitigate the impacts of climate change	Sustainable and inclusive living environment	5	Eendekuil	Community inputs	Pre-paid water meters need to be installed
		Technical Services	To develop and provide sustainable bulk and community infrastructure in support of the spatial development framework	Sustainable Service Delivery	5	Eendekuil	Ward committee inputs	Fencing of storm water channel (Eendekuil)
		Technical Services	To develop and provide sustainable bulk and community infrastructure in support of the spatial development framework	Sustainable Service Delivery	5	Eendekuil	Ward committee inputs	Municipality should consider switching over to wheelie bins instead of black bags
		Technical Services	To develop and provide sustainable bulk and community infrastructure in support of the spatial development framework	Sustainable Service Delivery	5	Eendekuil	Ward committee inputs	Gates at land fill sites as illegal dumping is taking place
		Technical Services	To develop and provide sustainable bulk and community infrastructure in support of the spatial development framework	Sustainable Service Delivery	5	Eendekuil	Ward committee inputs	Street lights among main road
	Department of Human Settlements	Community Services	To develop, manage and regulate the built environment	Facilitate an enabling environment for economic growth	5	Eendekuil	Ward committee inputs	Housing includes housing for back yard dwellers in Eendekuil
		Community Services	To develop, manage and regulate the built environment	Sustainable Service Delivery	5	Eendekuil	Ward committee inputs	Solar panels for residential properties
	Department of Human Settlements	Community Services	To develop, manage and regulate the built environment	Sustainable Service Delivery	5	Eendekuil	Ward committee inputs	Develop a housing model for farm workers/ evicted households
		Community Services	To alleviate poverty	Sustainable Service Delivery	5	Eendekuil	Ward committee inputs	Too many poor families do not have testaments and houses cannot be transferred after the death of the parents
	Department of Human Settlements	Community Services	To develop and provide sustainable bulk and community infrastructure in support of the spatial development framework	Sustainable Service Delivery	5	Eendekuil	Ward committee inputs	Services for back yard dwellers - Eendekuil
		Community Services	To promote a safe environment for all who live in Bergrivier	Promote a safe, healthy, educated and integrated community	5	Eendekuil	Ward committee inputs	Speed calming in Dahlia, Gousblom and Rossouw streets
		Community Services	To promote a safe environment for all who live in Bergrivier	Promote a safe, healthy, educated and integrated community	5	Eendekuil	Ward committee inputs	Speed calming at entrance of town
		Community Services	To promote a safe environment for all who live in Bergrivier	Promote a safe, healthy, educated and integrated community	5	Eendekuil	Ward committee inputs	Heavy vehicles in residential areas causing concern for safety and general flow of traffic - Eendekuil)
		Community Services	To develop and provide sustainable bulk and community infrastructure in support of the spatial development framework	Sustainable Service Delivery	5	Eendekuil	Ward committee inputs	A taxi rank with toilet facilities required in Eendekuil
		Community Services	To promote a safe environment for all who live in Bergrivier	Promote a safe, healthy, educated and integrated community	5	Eendekuil	Ward committee inputs	Pedestrian crossing in main road on turn. On N7 side - Hopland to Vaalblok - Pedestrian crossing lines on 4-way stop in main road (near Kaap Agri)
		Community Services	To promote a safe environment for all who live in Bergrivier	Promote a safe, healthy, educated and integrated community	5	Eendekuil	Ward committee inputs	Pedestrian crossing for learners in Hoof Str
		Community Services	To develop and provide sustainable bulk and community infrastructure in support of the spatial development framework	Sustainable Service Delivery	5	Eendekuil	Ward committee inputs	A number of needs have been expressed regarding the graveyard and include the following: toilet and waterpoint at graveyard, needs to be fenced and general neatness at graveyard to be improved.
		Community Services	To develop and provide sustainable bulk and community infrastructure	Sustainable Service Delivery	5	Eendekuil	Ward committee inputs	The following inputs were received: curtains, fans or air conditioning, more chairs, stove does not work, more cutlery and crockery, toilets are

NATIONAL GOVERNMENT	PROVINCIAL GOVERNMENT	DIRECTORATE [R]	STRATEGIC OBJECTIVE [R]	STRATEGIC GOAL [R]	WARD NO	DESCRIPTION	
			in support of the spatial development framework				blocked and windows at toilets broken, cover at front door and side doors
		Community Services	To develop and provide sustainable bulk and community infrastructure in support of the spatial development framework	Sustainable Service Delivery	5	Eendekuil	Ward committee inputs Upgrading of play parks in Eendekuil
		Community Services	To develop and provide sustainable bulk and community infrastructure in support of the spatial development framework	Sustainable Service Delivery	5	Eendekuil	Ward committee inputs Move play park from current position to behind the fences
		Community Services	To develop and provide sustainable bulk and community infrastructure in support of the spatial development framework	Sustainable Service Delivery	5	Eendekuil	Ward committee inputs Trees were planted, but died due to drought. New trees required
		Community Services	To develop and provide sustainable bulk and community infrastructure in support of the spatial development framework	Sustainable Service Delivery	5	Eendekuil	Municipal inputs Public Toilets
		Community Services	To develop and provide sustainable bulk and community infrastructure in support of the spatial development framework	Sustainable Service Delivery	5	Eendekuil	Municipal inputs Fencing around play parks
		Community Services	To promote healthy life styles through the provision of sport and other facilities and opportunities	Promote a safe, healthy, educated and integrated community	5	Eendekuil	Ward committee inputs Netball court needs upgrade, cricket court and rugby field
	Department of Cultural Affairs and Sport	Community Services	To promote healthy life styles through the provision of sport and other facilities and opportunities	Promote a safe, healthy, educated and integrated community	5	Eendekuil	Ward committee inputs Bergrivier Municipality to engage with farm owner of rugby field at Groenvlei Primary School to upgrade the rugby field to a multi-purpose sport field for the surrounding farm communities. A MOU must be developed with Ferdburg (Pty) Ltd.
		Community Services	To promote healthy life styles through the provision of sport and other facilities and opportunities	Sustainable Service Delivery	5	Eendekuil	Municipal inputs Building a pavilion/Fixed open Stands that are disability friendly
		Community Services	To promote healthy life styles through the provision of sport and other facilities and opportunities	Sustainable Service Delivery	5	Eendekuil	Municipal inputs Building of clubhouse
		Community Services	To promote a safe environment for all who live in Bergrivier	Promote a safe, healthy, educated and integrated community	5	Eendekuil	Ward committee inputs Fire services need to be improved - Eendekuil)
	Department of Community Safety	Community Services	To promote a safe environment for all who live in Bergrivier	Promote a safe, healthy, educated and integrated community	5	Eendekuil	Municipal inputs Review of a rural and urban safety plan for Bergrivier municipal area
		Community Services	To create innovative partnerships with sector departments for improved education outcomes and opportunities for youth development	Promote a safe, healthy, educated and integrated community	5	Eendekuil	Ward committee inputs Children department in library only 2 tables - Eendekuil)
	Western Cape Education Department		To create innovative partnerships with sector departments for improved education outcomes and opportunities for youth development	Promote a safe, healthy, educated and integrated community	5	Eendekuil	Ward committee inputs Eendekuil Primary School: Upgrades and additions
	Department of Health		To promote healthy life styles through the provision of sport and other facilities and opportunities	Promote a safe, healthy, educated and integrated community	5	Eendekuil	Ward committee inputs There is grave concern about the Radie Kotze hospital as a premature baby was born and both mother and baby were sent home.
	Department of Health		To promote healthy life styles through the provision of sport and other facilities and opportunities	Promote a safe, healthy, educated and integrated community	5	Eendekuil	Community inputs There is a need for more clinic days in the rural areas
	Department of Transport and Public Works	Office of the Municipal Manager	To improve local mobility in the towns of the municipality	Facilitate an enabling environment for economic growth	5	Redelinghuys	Ward committee inputs No service provider could yet be found to ensure affordable transport to the larger towns. Only transport within the bigger towns have been identified and negotiations are currently taking place with them. The impact is that the taxi industry need to fulfil in this capacity
	Department of Economic Development and Tourism	Office of the Municipal Manager	To facilitate an environment for the creation of jobs and small businesses	Facilitate an enabling environment for economic growth	5	Redelinghuys	Ward committee inputs It is acknowledged that job creation is a serious concern and that there is currently little new initiatives to stimulate the economy.
	Department of Social Development	Office of the Municipal Manager	To facilitate an environment for the creation of jobs and small businesses	Facilitate an enabling environment for economic growth	5	Redelinghuys	Ward committee inputs Support for the needle work project in Redelinghuys of a group of women
	Department of Economic Development and Tourism	Office of the Municipal Manager	To facilitate an environment for the creation of jobs and small businesses	Facilitate an enabling environment for economic growth	5	Redelinghuys	Ward committee inputs A programme to develop and empower local SMME's in the town needs to be undertaken

NATIONAL GOVERNMENT	PROVINCIAL GOVERNMENT	DIRECTORATE [R]	STRATEGIC OBJECTIVE [R]	STRATEGIC GOAL [R]	WARD NO	DESCRIPTION		
	Department of Agriculture	Office of the Municipal Manager	To facilitate an environment for the creation of jobs and small businesses	Facilitate an enabling environment for economic growth	5	Redelinghuys	Ward committee inputs	An agricultural programme is currently being implemented and the number of households that want to participate still needs to be identified. One of the challenges will be the lack of land to grow produce
	Department of Social Development	Office of the Municipal Manager	To facilitate an environment for the creation of jobs and small businesses	Promote a safe, healthy, educated and integrated community	5	Redelinghuys	Ward committee inputs	The municipality acknowledges that youth campaigns should address the social ills that the youth is being faced with, but it will have to be a concerted effort by a range of stakeholders as the municipality does not have sufficient capacity for youth programmes in all 9 towns.
	Western Cape Education Department	Office of the Municipal Manager	To facilitate an environment for the creation of jobs and small businesses	Promote a safe, healthy, educated and integrated community	5	Redelinghuys	Ward committee inputs	The dropout rate for all schools in Bergrivier municipal area is a major concern and serious attempts by all stakeholders will have to be made to keep the learners in school
	Department of Local Government	Office of the Municipal Manager	To create innovative partnerships with sector departments for improved education outcomes and opportunities for youth development	Promote a safe, healthy, educated and integrated community	5	Redelinghuys	Ward committee inputs	Present teenage pregnancy programmes
	Department of Social Development	Office of the Municipal Manager	To create innovative partnerships with sector departments for improved education outcomes and opportunities for youth development	Promote a safe, healthy, educated and integrated community	5	Redelinghuys	Ward committee inputs	There is a need for a centre to house the ECD's and elderly people on a daily basis.
	Department of Social Development	Office of the Municipal Manager	To create innovative partnerships with sector departments for improved education outcomes and opportunities for youth development	Promote a safe, healthy, educated and integrated community	5	Redelinghuys	Ward committee inputs	The request for a day care centre will be forwarded to the ECD forum and the Department of Social Services. It was indicated there is discussions with Anal Green Trust Solar Farm on their contribution to Redelinghuys and include a crèche in Redelinghuys and an outdoor gym. The company is in need of land for a crèche and they have been requested to submit a formal request to the municipality
	Department of Social Development	Office of the Municipal Manager	To create innovative partnerships with sector departments for improved education outcomes and opportunities for youth development	Promote a safe, healthy, educated and integrated community	5	Redelinghuys	Ward committee inputs	Bergrivier Municipality needs to establish a relationship/ forum with NGO's and CBO's to assist them with social development initiatives in the communities. These organisations also need assistance with funding to carry out their work in the various communities
		Financial Services	To budget strategically	Strengthen Financial Sustainability and further enhance Good Governance	5	Redelinghuys	Ward committee inputs	Only 39 families in Redelinghuys have registered as indigent. There was consensus that more should qualify. A request was made that more detailed information should be given at the next ward committee meeting and that the ward committee be given the list of registered families as to determine on who have not registered yet.
		Financial Services	Grow and diversify our revenue and ensure value for money-services	Strengthen Financial Sustainability and further enhance Good Governance	5	Redelinghuys	Ward committee inputs	Municipality must visit homes with bed ridden people who will qualify for indigence. The community will help to identify the applicable households
		Corporate Services	To facilitate an environment for the creation of jobs	Facilitate an enabling environment for economic growth	5	Redelinghuys	Ward committee inputs	The community request that the municipality reconsider the houseshop policy as foreigners open shops. Community wants to know why foreigners obtain licenses, but not the local residents of Redelinghuys
		Technical Services	To maintain existing bulk infrastructure and services	Sustainable Service Delivery	5	Redelinghuys	Ward committee inputs	Maintenance of roads (Aandblom, Kotze, Keerom) Redelinghuys
		Technical Services	To develop and provide sustainable bulk and community infrastructure in support of the spatial development framework	Sustainable Service Delivery	5	Redelinghuys	Ward committee inputs	Tarring of roads in Aandblom, Engelbrecht and Smit streets
		Technical Services	To develop and provide sustainable bulk and community infrastructure in support of the spatial development framework	Sustainable Service Delivery	5	Redelinghuys	Ward committee inputs	De Villiers street a new surface
		Technical Services	To develop and provide sustainable bulk and community infrastructure in support of the spatial development framework	Sustainable Service Delivery	5	Redelinghuys	Ward committee inputs	Pavements in Oelofberg street and Aandblom street (Redelinghuys)
		Technical Services	To develop and provide sustainable bulk and community infrastructure in support of the spatial development framework	Sustainable Service Delivery	5	Redelinghuys	Ward committee inputs	Chrismathys street, Sonskyn street, Rus street, Engelbrecht street
		Technical Services	To develop and provide sustainable bulk and community infrastructure in support of the spatial development framework	Sustainable Service Delivery	5	Redelinghuys	Ward committee inputs	Olof Berg street has dark spots and lighting not good
		Technical Services	To develop and provide sustainable bulk and community infrastructure in support of the spatial development framework	Sustainable Service Delivery	5	Redelinghuys	Ward committee inputs	Stormwater system in Aandblom street, Sonskyn street and Chrismathys street

NATIONAL GOVERNMENT	PROVINCIAL GOVERNMENT	DIRECTORATE [R]	STRATEGIC OBJECTIVE [R]	STRATEGIC GOAL [R]	WARD NO	DESCRIPTION		
		Community Services	To develop and provide sustainable bulk and community infrastructure in support of the spatial development framework	Sustainable Service Delivery	5	Redelinghuys	Ward committee inputs	Outside toilets to be build inside houses – the municipality commenced with a programme to replace the outside toilets
		Technical Services	To develop and provide sustainable bulk and community infrastructure in support of the spatial development framework	Sustainable Service Delivery	5	Redelinghuys	Ward committee inputs	Public toilettes in Redelinghuys (Identify land)
		Technical Services	To develop and provide sustainable bulk and community infrastructure in support of the spatial development framework	Sustainable Service Delivery	5	Redelinghuys	Ward committee inputs	Develop a sewerage system for Redelinghuys
		Technical Services	To develop and provide sustainable bulk and community infrastructure in support of the spatial development framework	Sustainable Service Delivery	5	Redelinghuys	Ward committee inputs	Sewerage tank at municipality needs to be enlarged
		Technical Services	To conserve and manage the natural environment and mitigate the impacts of climate change	Sustainable Service Delivery	5	Redelinghuys	Ward committee inputs	Lack of control over the landfill site in Redelinghuys.
		Technical Services	To develop and provide sustainable bulk and community infrastructure in support of the spatial development framework	Sustainable Service Delivery	5	Redelinghuys	Ward committee inputs	Additional refuse bins in Olofberg street
	Department of Human Settlements	Community Services	To alleviate poverty	Promote a safe, healthy, educated and integrated community	5	Redelinghuys	Ward committee inputs	Too many poor families do not have testaments and houses cannot be transferred after the death of the parents
	Department of Human Settlements	Community Services	To develop, manage and regulate the built environment	Promote a safe, healthy, educated and integrated community	5	Redelinghuys	Ward committee inputs	Develop a policy for council to have first option to buy houses. House shops also cause shortage of accommodation and the policy on house shops need to be reconsideres
	Department of Human Settlements	Community Services	To develop, manage and regulate the built environment	Promote a safe, healthy, educated and integrated community	5	Redelinghuys	Ward committee inputs	Shortage of housing for indigent people. Request a community meeting on housing
		Community Services	To promote healthy life styles through the provision of sport and other facilities and opportunities	Promote a safe, healthy, educated and integrated community	5	Redelinghuys	Ward committee inputs	Incorporate Redelinghuys in sport structure
		Community Services	To promote healthy life styles through the provision of sport and other facilities and opportunities	Promote a safe, healthy, educated and integrated community	5	Redelinghuys	Ward committee inputs	Equipment for cricket, netball, chess, pool, darts (Redelinghuys)
		Community Services	To promote healthy life styles through the provision of sport and other facilities and opportunities	Promote a safe, healthy, educated and integrated community	5	Redelinghuys	Ward committee inputs	Upgrading of tennis court, netball court and "jukskei" court (Redelinghuys)
		Community Services	To promote healthy life styles through the provision of sport and other facilities and opportunities	Promote a safe, healthy, educated and integrated community	5	Redelinghuys	Ward committee inputs	Redelinghuys pavilion at sport grounds
		Community Services	To promote healthy life styles through the provision of sport and other facilities and opportunities	Promote a safe, healthy, educated and integrated community	5	Redelinghuys	Ward committee inputs	Swimming pool and fencing (Redelinghuys)
		Community Services	To promote healthy life styles through the provision of sport and other facilities and opportunities	Promote a safe, healthy, educated and integrated community	5	Redelinghuys	Ward committee inputs	Fencing of sport ground (Redelinghuys)
		Community Services	To promote healthy life styles through the provision of sport and other facilities and opportunities	Promote a safe, healthy, educated and integrated community	5	Redelinghuys	Ward committee inputs	Pave the entrance into sport grounds & paint the walls of sport grounds
		Community Services	To promote healthy life styles through the provision of sport and other facilities and opportunities	Promote a safe, healthy, educated and integrated community	5	Redelinghuys	Ward committee inputs	Upgrading of combi courts
		Community Services	To promote healthy life styles through the provision of sport and other facilities and opportunities	Promote a safe, healthy, educated and integrated community	5	Redelinghuys	Ward committee inputs	Upgrading of club house
		Community Services	To promote healthy life styles through the provision of sport and other facilities and opportunities	Promote a safe, healthy, educated and integrated community	5	Redelinghuys	Ward committee inputs	Building of new pavilion/Open fixed Stands that are disability friendly
		Community Services	To improve local mobility in the towns of the municipality	Sustainable Service Delivery	5	Redelinghuys	Ward committee inputs	Bus stop (Redelinghuys)
		Community Services	To promote a safe environment for all who live in Bergrivier	Sustainable Service Delivery	5	Redelinghuys	Ward committee inputs	Replace stop signage Redelinghuys
		Community Services	To promote a safe environment for all who live in Bergrivier	Sustainable Service Delivery	5	Redelinghuys	Ward committee inputs	Speed bumps in Oelofberg- Chrismathys laan, Aandblom and Sonskyn str, De Villiers and Skool street
		Community Services	To promote a safe environment for all who live in Bergrivier	Sustainable Service Delivery	5	Redelinghuys	Ward committee inputs	Stop in Smith Street and Skool Str required

NATIONAL GOVERNMENT	PROVINCIAL GOVERNMENT	DIRECTORATE [R]	STRATEGIC OBJECTIVE [R]	STRATEGIC GOAL [R]	WARD NO	DESCRIPTION		
		Community Services	To promote a safe environment for all who live in Bergrivier	Promote a safe, healthy, educated and integrated community	5	Redelinghuys	Municipal inputs	Review of a rural and urban safety plan for Bergrivier municipal area
		Community Services	To promote a safe environment for all who live in Bergrivier	Sustainable Service Delivery	5	Redelinghuys	Ward committee inputs	Improved fire services given the experience with the lack of services when the church burnt down.
		Community Services	To promote a safe environment for all who live in Bergrivier	Facilitate an enabling environment for economic growth	5	Redelinghuys	Ward committee inputs	There is no telephone in Redelinghuys, not even at the municipal offices
		Community Services	To develop and provide sustainable bulk and community infrastructure in support of the spatial development framework	Sustainable Service Delivery	5	Redelinghuys	Ward committee inputs	Cleaning of cemetery and illegal dumping of waste (Redelinghuys)
		Community Services	To develop and provide sustainable bulk and community infrastructure in support of the spatial development framework	Sustainable Service Delivery	5	Redelinghuys	Ward committee inputs	Need temporary toilets during funerals
		Community Services	To develop and provide sustainable bulk and community infrastructure in support of the spatial development framework	Sustainable Service Delivery	5	Redelinghuys	Ward committee inputs	General neatness of graveyard to be improved and paint entrance walls of graveyard again
		Community Services	To develop and provide sustainable bulk and community infrastructure in support of the spatial development framework	Sustainable Service Delivery	5	Redelinghuys	Ward committee inputs	Upgrading of playground (Redelinghuys)
		Community Services	To develop and provide sustainable bulk and community infrastructure in support of the spatial development framework	Sustainable Service Delivery	5	Redelinghuys	Ward committee inputs	Beautification of entrance - Redelinghuys
		Community Services	To develop and provide sustainable bulk and community infrastructure in support of the spatial development framework	Sustainable Service Delivery	5	Redelinghuys	Ward committee inputs	Cutlery was included, but is not available anymore
		Community Services	To develop and provide sustainable bulk and community infrastructure in support of the spatial development framework	Sustainable Service Delivery	5	Redelinghuys	Ward committee inputs	Gutters need to be fixed
	Western Cape Education Department		To create innovative partnerships with sector departments for improved education outcomes and opportunities for youth development	Promote a safe, healthy, educated and integrated community	5	Redelinghuys	Community inputs	Redelinghuys Primary School: Upgrade and additions
	Department of Health		To promote healthy life styles through the provision of sport and other facilities and opportunities	Promote a safe, healthy, educated and integrated community	5	Redelinghuys	Community inputs	More clinic days in rural areas
		Technical Services	To develop and provide sustainable bulk and community infrastructure in support of the spatial development framework	Sustainable Service Delivery	4	Piketberg	Community inputs	Stormwaterstelsel wat vol vullis is en sotormwaterdeksels wat verwyder word vir ander areas en stormwatersloot en dan 'n gevaar veroorsaak. Kanaal met staande water en stukkende slote in Feliciastr wat reggemaak moet word
		Technical Services	To develop and provide sustainable bulk and community infrastructure in support of the spatial development framework	Sustainable Service Delivery	4	Piketberg	Community inputs	Kanaal wat stink in Moorestr 8/9 en nooit gehanteer word nie. In Sandstraat 13A 'n riooldrein wat verstop is en oorloop.
	Department of Local Government	Office of the Municipal Manager	Client focussed service delivery	Sustainable Service Delivery	4	Piketberg	Community inputs	Behoeftte aan Thusong fasiliteite - sien Small Town regeneration programme
		Technical Services	To develop and provide sustainable bulk and community infrastructure in support of the spatial development framework	Sustainable and inclusive living environment	4	Piketberg	Community inputs	Opruim van trajektekamp
	Department of Human Settlements	Community Services	To develop, manage and regulate the built environment	Sustainable and inclusive living environment	4	Piketberg	Community inputs	Behuising - dalk eerder woonstelle as huise en behoefte aan GAP behuising en ontwikkeling van behuisingsmodel wat volhoubaar en gediversifiseer is
	Department of Human Settlements	Community Services	To develop, manage and regulate the built environment	Sustainable and inclusive living environment	4	Piketberg	Community inputs	Uitkoop van grond vir behuisingstekort
		Community Services	To develop, manage and regulate the built environment	Sustainable and inclusive living environment	4	Piketberg	Community inputs	Uitsetting op plase wat lei tot meer "backyard dwellers"
		Community Services	To promote a safe environment for all who live in and visit Bergrivier	Promote a safe, healthy, educated and integrated community	4	Piketberg	Community inputs	Brandweerdienste wat agteruit gaan en personeel wat nie opgelei is nie
	Department of Economic Development and Tourism	Office of the Municipal Manager	To facilitate an environment for the creation of jobs and small businesses	Facilitate an enabling environment for economic growth	4	Piketberg	Community inputs	Continuous training for local SMME's required

NATIONAL GOVERNMENT	PROVINCIAL GOVERNMENT	DIRECTORATE [R]	STRATEGIC OBJECTIVE [R]	STRATEGIC GOAL [R]	WARD NO	DESCRIPTION		
	Department of Agriculture	Office of the Municipal Manager	To facilitate an environment for the creation of jobs and small businesses	Facilitate an enabling environment for economic growth	4	Piketberg	Municipal inputs	Implementation of the agricultural programme
		Corporate Services	To facilitate an environment for the creation of jobs and small businesses	Facilitate an enabling environment for economic growth	4	Piketberg	Ward committee inputs	Land for formal businesses is required
		Office of the Municipal Manager	To conserve and manage the natural environment and mitigate the impacts of climate change	Facilitate an enabling environment for economic growth	4	Piketberg	Ward committee inputs	Discussions with PPC need to continue regarding the use of sustainable energy at the plant
	Western Cape Education Department	Office of the Municipal Manager	To create innovative partnerships with sector departments for improved education outcomes and opportunities for youth development	Promote a safe, healthy, educated and integrated community	4	Piketberg	Ward committee inputs	Establishment of an Agricultural School in Piketberg
	Department of Social Development		To create innovative partnerships with sector departments for improved education outcomes and opportunities for youth development	Promote a safe, healthy, educated and integrated community	4	Piketberg	Ward committee inputs	E-centre to be established to ensure access to training in IT
		Corporate Services	To develop and provide sustainable bulk and community infrastructure in support of the spatial development framework	Sustainable Service Delivery	4	Piketberg	Ward committee inputs	Redevelopment of "trajekte kamp" is required
		Corporate Services	To conserve and manage the natural environment and mitigate the impacts of climate change	Facilitate an enabling environment for economic growth	4	Piketberg	Ward committee inputs	Effect of climate change needs to be identified for Piketberg
		Technical Services	To develop and provide sustainable bulk and community infrastructure in support of the spatial development framework	Promote a safe, healthy, educated and integrated community	4	Piketberg	Community inputs	Bad odours in Trajekte kamp need to be addressed
	Department of Social Development	Technical Services	To develop and provide sustainable bulk and community infrastructure in support of the spatial development framework	Promote a safe, healthy, educated and integrated community	4	Piketberg	Ward committee inputs	The recycling programme of waste needs to continue according to the business plan
	Department of Transport and Public Works	Technical Services	To develop and provide sustainable bulk and community infrastructure in support of the spatial development framework	Sustainable Service Delivery	4	Piketberg	Community inputs	At Steynville Secondary School hostel a bigger stormwater pipe is needed
		Technical Services	To develop and provide sustainable bulk and community infrastructure in support of the spatial development framework	Sustainable Service Delivery	4	Piketberg	Ward committee inputs	Upgrading of storm water systems in Ward 4
	Department of Social Development	Technical Services	To develop and provide sustainable bulk and community infrastructure in support of the spatial development framework	Sustainable Service Delivery	4	Piketberg	Community inputs	Tarring of road in front of clinic
		Technical Services	To develop and provide sustainable bulk and community infrastructure in support of the spatial development framework	Sustainable Service Delivery	4	Piketberg	Ward committee inputs	Repair of Ires str
Department of Transport (DOT)		Technical Services	To promote a safe environment for all who live in Bergrivier	Sustainable Service Delivery	4	Piketberg	Ward committee inputs	Pedestrian crossing between Piketberg & Winkelshoek over the N7 highway
	Department of Social Development	Technical Services	To develop and provide sustainable bulk and community infrastructure in support of the spatial development framework	Sustainable Service Delivery	4	Piketberg	Ward committee inputs	Construction of pavements in Ward 4
		Technical Services	To develop and provide sustainable bulk and community infrastructure in support of the spatial development framework	Sustainable Service Delivery	4	Piketberg	Community inputs	Sidewalks in Gousblom str priority
		Technical Services	To develop and provide sustainable bulk and community infrastructure in support of the spatial development framework	Sustainable Service Delivery	4	Piketberg	Community inputs	Sidewalk in Aandblom str to be repaired due to high volume of water
		Technical Services	To conserve and manage the natural environment and mitigate the impacts of climate change	Sustainable Service Delivery	4	Piketberg	Ward committee inputs	Construction of new Reservoir
		Community Services	To promote a safe environment for all who live in Bergrivier	Promote a safe, healthy, educated and integrated community	4	Piketberg	Ward committee inputs	No order at the taxi rank
		Community Services	To promote a safe environment for all who live in Bergrivier	Sustainable Service Delivery	4	Piketberg	Community inputs	Speed bump in Gousblom str due to high speeding



NATIONAL GOVERNMENT	PROVINCIAL GOVERNMENT	DIRECTORATE [R]	STRATEGIC OBJECTIVE [R]	STRATEGIC GOAL [R]	WARD NO	DESCRIPTION		
		Community Services	To promote a safe environment for all who live in Bergrivier	Sustainable Service Delivery	4	Piketberg	Community inputs	Speed bump in Lavender str due to high speeding
	Department of Community Safety	Community Services	To promote a safe environment for all who live in Bergrivier	Promote a safe, healthy, educated and integrated community	4	Piketberg	Municipal inputs	Review of a rural and urban safety plan for Bergrivier municipal area
	Department of Social Development	Community Services	To promote healthy life styles through the provision of sport and other facilities and opportunities	Promote a safe, healthy, educated and integrated community	4	Piketberg	Ward committee inputs	Golden Games take place on an annual basis and serves an important purposes for the elderly
	Department of Cultural Affairs and Sport	Community Services	To promote healthy life styles through the provision of sport and other facilities and opportunities	Sustainable Service Delivery	4	Piketberg	Ward committee inputs	Establishment of an indoor sport complex in Ward 4
		Community Services	To promote healthy life styles through the provision of sport and other facilities and opportunities	Sustainable Service Delivery	4	Piketberg	Ward committee inputs	Synthetic athletics track in Ward 4
		Community Services	To promote healthy life styles through the provision of sport and other facilities and opportunities	Sustainable Service Delivery	4	Piketberg	Ward committee inputs	New netball courts
		Community Services	To promote healthy life styles through the provision of sport and other facilities and opportunities	Sustainable Service Delivery	4	Piketberg	Ward committee inputs	Recreational facilities to be upgraded at cricket field
		Community Services	To promote healthy life styles through the provision of sport and other facilities and opportunities	Sustainable Service Delivery	4	Piketberg	Ward committee inputs	Upgrade of swimming pool in Long street for children
		Community Services	To develop and provide sustainable bulk and community infrastructure in support of the spatial development framework	Promote a safe, healthy, educated and integrated community	4	Piketberg	Municipal inputs	Fencing Rhino Park South
		Community Services	To promote healthy life styles through the provision of sport and other facilities and opportunities	Sustainable Service Delivery	4	Piketberg	Municipal inputs	Building a combi court with lights and ablution facility at Rhino Park
		Community Services	To promote healthy life styles through the provision of sport and other facilities and opportunities	Sustainable Service Delivery	4	Piketberg	Municipal inputs	Extension of Rhino Park pavilion roof
		Community Services	To promote healthy life styles through the provision of sport and other facilities and opportunities	Sustainable Service Delivery	4	Piketberg	Municipal inputs	Restructuring Rhino Park stadium to be disability friendly
		Community Services	To promote healthy life styles through the provision of sport and other facilities and opportunities	Sustainable Service Delivery	4	Piketberg	Municipal inputs	Lanes for athletic track at Watsonia
		Community Services	To promote healthy life styles through the provision of sport and other facilities and opportunities	Sustainable Service Delivery	4	Piketberg	Municipal inputs	Upgrade of floodlights on Watsonia A
		Community Services	To promote healthy life styles through the provision of sport and other facilities and opportunities	Sustainable Service Delivery	4	Piketberg	Municipal inputs	Restructuring Watsonia stadium to be disability friendly
	Department of Cultural Affairs and Sport	Community Services	To create innovative partnerships with sector departments for improved education outcomes and opportunities for youth development	Promote a safe, healthy, educated and integrated community	4	Piketberg	Ward committee inputs	Wi-Fi at libraries to be installed
		Community Services	To create innovative partnerships with sector departments for improved education outcomes and opportunities for youth development	Promote a safe, healthy, educated and integrated community	6	Velddrif	Municipal inputs	Fencing Velddrif
		Community Services	To maintain existing bulk infrastructure and services	Sustainable Service Delivery	All		Municipal inputs	Shelves/Tables & Furniture
		Community Services	To develop and provide sustainable bulk and community infrastructure in support of the spatial development framework	Promote a safe, healthy, educated and integrated community	4	Piketberg	Ward committee inputs	Municipal facilities to be disabled friendly
		Community Services	To develop and provide sustainable bulk and community infrastructure in support of the spatial development framework	Sustainable Service Delivery	4	Piketberg	Ward committee inputs	Park at Azalia str has a dark spot and lightning is needed
		Community Services	To develop and provide sustainable bulk and community infrastructure in support of the spatial development framework	Sustainable Service Delivery	3	Piketberg	Municipal inputs	Fencing around play parks
		Community Services	To develop and provide sustainable bulk and community infrastructure	Sustainable Service Delivery	4	Piketberg	Ward committee inputs	Benches at play parks and general upgrading of play parks

NATIONAL GOVERNMENT	PROVINCIAL GOVERNMENT	DIRECTORATE [R]	STRATEGIC OBJECTIVE [R]	STRATEGIC GOAL [R]	WARD NO	DESCRIPTION		
			in support of the spatial development framework					
		Community Services	To develop and provide sustainable bulk and community infrastructure in support of the spatial development framework	Sustainable Service Delivery	5	Redelinghuys	Municipal inputs	Fencing around play parks
	6	Community Services	To develop and provide sustainable bulk and community infrastructure in support of the spatial development framework	Sustainable Service Delivery	4	Piketberg	Municipal inputs	Upgrade community parks
		Community Services	To develop and provide sustainable bulk and community infrastructure in support of the spatial development framework	Sustainable Service Delivery	4	Piketberg	Municipal inputs	Fencing around play parks
		Community Services	To develop, manage and regulate the built environment	Sustainable Service Delivery	4	Piketberg	Ward committee inputs	Backyard dwellers live in very bad conditions and required services
	Department of Human Settlements	Community Services	To develop, manage and regulate the built environment	Sustainable Service Delivery	4	Piketberg	Ward committee inputs	Construction of RDP houses in Ward 4 to address the shortage of housing
		Community Services	To develop, manage and regulate the built environment	Sustainable Service Delivery	4	Piketberg	Community inputs	Develop affordable erven for people to build their own homes
	Department of Human Settlements	Community Services	To develop, manage and regulate the built environment	Sustainable and inclusive living environment	4	Piketberg	Ward committee inputs	The development of GAP Housing in Piketberg is important
	Department of Human Settlements	Community Services	To develop, manage and regulate the built environment	Sustainable and inclusive living environment	4	Piketberg	Ward committee inputs	Replace outside toilets at the older neighbourhood
		Community Services	To develop, manage and regulate the built environment	Sustainable and inclusive living environment	All	Bergrivier	Municipal inputs	Furniture & Equipment (PB & VD)
		Community Services	To develop, manage and regulate the built environment	Sustainable and inclusive living environment	All	Bergrivier	Municipal inputs	Computer Equipment
		Community Services	To develop, manage and regulate the built environment	Sustainable and inclusive living environment	4	Piketberg	Municipal inputs	Rectification of houses in Sand Street, Piketberg
		Community Services	To develop, manage and regulate the built environment	Sustainable and inclusive living environment	All	Bergrivier	Municipal inputs	Bakkie (PB)
		Community Services	To develop, manage and regulate the built environment	Sustainable and inclusive living environment	All	Bergrivier	Municipal inputs	Tablets Backyard dwellers survey
		Community Services	To promote a safe environment for all who live in Bergrivier	Promote a safe, healthy, educated and integrated community	All	Bergrivier	Municipal inputs	Replace Fire fighting pump
	Western Cape Education Department		To create innovative partnerships with sector departments for improved education outcomes and opportunities for youth development	Promote a safe, healthy, educated and integrated community	4	Piketberg	Ward committee inputs	Piketberg Primary School: New infrastructure assets
South African Police Service (SAPS)	Department of Community Safety		To promote a safe environment for all who live in Bergrivier	Promote a safe, healthy, educated and integrated community	4	Piketberg	Ward committee inputs	Extension of police station and prison cells are required
	Department of Transport and Public Works		To promote healthy life styles through the provision of sport and other facilities and opportunities	Sustainable Service Delivery	4	Piketberg	Ward committee inputs	Extension of clinic is required in Ward 4
	Department of Health		To promote healthy life styles through the provision of sport and other facilities and opportunities	Sustainable Service Delivery	4	Piketberg	Ward committee inputs	Upgrade Radie Kotze Hospital
	Department of Agriculture	Office of the Municipal Manager	To facilitate an environment for the creation of jobs and small businesses	Facilitate an enabling environment for economic growth	3	Piketberg	Ward committee inputs	Land acquisition and agro-processing for small farmer development
	Western Cape Education Department	Office of the Municipal Manager	To create innovative partnerships with sector departments for improved education outcomes and opportunities for youth development	Promote a safe, healthy, educated and integrated community	3	Piketberg	Ward committee inputs	Dire need for technical training facility
Department of Home Affairs (DHA)		Office of the Municipal Manager	To create innovative partnerships with sector departments for improved education outcomes and opportunities for youth development	Sustainable Service Delivery	3	Piketberg	Ward committee inputs	The municipality acknowledges the need for a local office of Home Affairs and investigated as part of the RSEP programme or POP Centre
	Department of Cultural Affairs and Sport	Office of the Municipal Manager	To create innovative partnerships with sector departments for improved education outcomes and opportunities for youth development	Promote a safe, healthy, educated and integrated community	3	Piketberg	Ward committee inputs	A programme for youth development linked to skills development needs to be developed and implemented

NATIONAL GOVERNMENT	PROVINCIAL GOVERNMENT	DIRECTORATE [R]	STRATEGIC OBJECTIVE [R]	STRATEGIC GOAL [R]	WARD NO	DESCRIPTION		
		Corporate Services	To improve the regulatory environment for ease of doing business	Facilitate an enabling environment for economic growth	3	Piketberg	Community inputs	The development of an area where local producers can sell local products
	Department of Economic Development and Tourism	Corporate Services	To communicate effectively with the public	Facilitate an enabling environment for economic growth	3	Piketberg	Ward committee inputs	Free Wifi is currently not possible due to no service provider being available to implement such a system. The municipality does not have funding to implement free wifi. Other options will have to be investigated. To be considered on an urgent basis.
		Corporate Services	To budget strategically, grow and diversify our revenue and ensure value for money-services	Sustainable Service Delivery	All		Municipal inputs	Replacement of computers
		Corporate Services	To budget strategically, grow and diversify our revenue and ensure value for money-services	Sustainable Service Delivery	All		Municipal inputs	IT system upgrade
		Corporate Services	To budget strategically, grow and diversify our revenue and ensure value for money-services	Sustainable Service Delivery	All		Municipal inputs	Installation of fire suppression system in archives and server room
		Corporate Services	To create an efficient, effective, economic and accountable administration	Sustainable Service Delivery	All	Bergrivier	Municipal inputs	Furniture and Equipment
		Technical Services	To conserve and manage the natural environment and mitigate the impacts of climate change	Sustainable and inclusive living environment	3	Piketberg	Ward committee inputs	This is an ongoing awareness programme. Separate containers for recycling material must be in town, especially at the major shops, and at PHS sport fields
		Technical Services	To develop and provide sustainable bulk and community infrastructure in support of the spatial development framework	Sustainable Service Delivery	3	Piketberg	Ward committee inputs	The development of an Infrastructure Maintenance Plan is important to ensure the sustainability of the infrastructure
		Technical Services	To develop and provide sustainable bulk and community infrastructure in support of the spatial development framework	Sustainable Service Delivery	3	Piketberg	Ward committee inputs	Upgrade sidewalks
		Technical Services	To develop and provide sustainable bulk and community infrastructure in support of the spatial development framework	Sustainable Service Delivery	3	Piketberg	Ward committee inputs	Pavements must be undertaken at Voortrekker street between Die Trek and Tuinstreet, between Land and Hoogstreet and in Hoop street between Land and Kloofstreet. Roots of trees also becoming a problem at some spots in Voortrekker street and close to Build-It on both sides of the road
		Technical Services	To develop and provide sustainable bulk and community infrastructure in support of the spatial development framework	Sustainable Service Delivery	3	Piketberg	Community inputs	Manage stormwater system by doing preventative maintenance. Changes made to stormwater inlets/catchpits and channels. Stormwater Masterplans in place to divert stormwater runoff around town, but needs to be budgeted.
		Technical Services	To conserve and manage the natural environment and mitigate the impacts of climate change	Sustainable and inclusive living environment	3	Piketberg	Ward committee inputs	Regular water leaks due to old pipes as well as limited maintenance to infrastructure generally hampers service delivery to residents
		Technical Services	To conserve and manage the natural environment and mitigate the impacts of climate change	Sustainable and inclusive living environment	3	Piketberg	Ward committee inputs	The need for additional water storage is important to ensure sufficient water supply for Piketberg
		Technical Services	To conserve and manage the natural environment and mitigate the impacts of climate change	Sustainable and inclusive living environment	3,4	Piketberg	Ward committee inputs	Water augmentation plans to be communicated to the public and implementation strategy finalised
		Technical Services	To develop and provide sustainable bulk and community infrastructure in support of the spatial development framework	Sustainable Service Delivery	3	Piketberg	Ward committee inputs	Ensure sufficient supply of electricity to Piketberg and ensure the regular maintenance of the network
		Community Services	To develop and provide sustainable bulk and community infrastructure in support of the spatial development framework	Sustainable Service Delivery	3	Piketberg	Ward committee inputs	Maintenance and painting of museum buildings, municipal offices, taxi rank, ablution and informal business facility in Lang street.
		Community Services	To develop and provide sustainable bulk and community infrastructure in support of the spatial development framework	Sustainable and inclusive living environment	3	Piketberg	Community inputs	An information board needs to be erected at the entrance of the town
		Community Services	To promote a safe environment for all who live in and visit Bergrivier	Promote a safe, healthy, educated and integrated community	all	Bergrivier	Municipal inputs	Replace Fire fighting pump
		Community Services	To promote healthy life styles through the provision of sport and other facilities and opportunities	Promote a safe, healthy, educated and integrated community	4	Piketberg	Municipal inputs	New netball courts
		Community Services	To maintain existing bulk infrastructure and services	Sustainable Service Delivery	All	Bergrivier	Municipal inputs	Brush Cutter
		Community Services	To maintain existing bulk infrastructure and services	Sustainable Service Delivery	all	Bergrivier	Municipal inputs	Ride-on lawnmower
		Community Services	To maintain existing bulk infrastructure and services	Sustainable Service Delivery	All	Bergrivier	Municipal inputs	Vehicles

NATIONAL GOVERNMENT	PROVINCIAL GOVERNMENT	DIRECTORATE [R]	STRATEGIC OBJECTIVE [R]	STRATEGIC GOAL [R]	WARD NO	DESCRIPTION		
		Community Services	To develop and provide sustainable bulk and community infrastructure in support of the spatial development framework	Sustainable Service Delivery	3	Piketberg	Community inputs	Upgrading of road signs and mark of roads
		Technical Services	To maintain existing bulk infrastructure and services	Sustainable Service Delivery	3	Piketberg	Community inputs	Consider street names on all curbs for all the streets
		Community Services	To maintain existing bulk infrastructure and services	Sustainable Service Delivery	3	Piketberg	Community inputs	Servitude between Police Station and Dutch Reform Church hall needs to be paved and lightning erected.
		Community Services	To promote a safe environment for all who live in Bergrivier	Promote a safe, healthy, educated and integrated community	3	Piketberg	Ward committee inputs	Speed bumps must be on c/o Calendula and Sarel Cilliers street and Long Street opposite Steynville school sport grounds
		Community Services	To promote a safe environment for all who live in Bergrivier	Promote a safe, healthy, educated and integrated community	All	Bergrivier	Ward committee inputs	Installation of security cameras at entrances of town, municipal properties, Spar and Shoprite parking and Kentucky Park
		Community Services	To promote a safe environment for all who live in Bergrivier	Promote a safe, healthy, educated and integrated community	3	Piketberg	Ward committee inputs	Inadequate law enforcement. Familiarise public with by-laws and ensure compliance by public
		Community Services	To budget strategically	Sustainable Service Delivery	3	Piketberg	Municipal inputs	Furniture and Equipment
		Community Services	To budget strategically	Sustainable Service Delivery	3	Piketberg	Municipal inputs	Vehicles Law enforcement
	Department of Community Safety	Community Services	To promote a safe environment for all who live in Bergrivier	Promote a safe, healthy, educated and integrated community	3	Piketberg	Municipal inputs	Review of a rural and urban safety plan for Bergrivier municipal area
	Department of Community Safety	Community Services	To promote a safe environment for all who live in Bergrivier	Promote a safe, healthy, educated and integrated community	3	Piketberg	Ward committee inputs	Fire fighting services inadequate
		Community Services	To promote a safe environment for all who live in Bergrivier	Promote a safe, healthy, educated and integrated community	3	Piketberg	Municipal inputs	Furniture & Equipment (PB)
		Community Services	To facilitate an environment for the creation of jobs	Facilitate an enabling environment for economic growth	3	Piketberg	Ward committee inputs	A central information board/map for tourists to the town is needed
	6	Community Services	To create innovative partnerships with sector departments for improved education outcomes and opportunities for youth development	Promote a safe, healthy, educated and integrated community	3	Goedverwacht	Municipal inputs	Goedverwacht modular library
	Department of Environmental Affairs and Development Planning	Office of the Municipal Manager	To communicate effectively with the public	Sustainable Service Delivery	3	Goedverwacht	Ward committee inputs	Process planning, town planning and costing to be undertaken for Goedverwacht
		Technical Services	To develop and provide sustainable bulk and community infrastructure in support of the spatial development framework	Sustainable Service Delivery	3	Goedverwacht	Ward committee inputs	Water meters for Goedverwacht
	Department of Cultural Affairs and Sport		To promote healthy life styles through the provision of sport and other facilities and opportunities	Sustainable Service Delivery	3	Goedverwacht	Ward committee inputs	Building of new pavilion/Open fixed Stands that are disability friendly
	Department of Health		To promote healthy life styles through the provision of sport and other facilities and opportunities	Sustainable Service Delivery	3	Goedverwacht	Ward committee inputs	Extension of clinic: Wittewater & Goedverwacht
	Department of Environmental Affairs and Development Planning	Office of the Municipal Manager	To communicate effectively with the public	Sustainable and inclusive living environment	3	Wittewater	Community inputs	Process planning, town planning and costing to be undertaken for Wittewater
	Department of Cultural Affairs and Sport		To promote healthy life styles through the provision of sport and other facilities and opportunities	Promote a safe, healthy, educated and integrated community	3	Wittewater	Ward committee inputs	Upgrading of pavilion that is disability friendly for rugby club
	Department of Economic Development and Tourism	Office of the Municipal Manager	To facilitate an environment for the creation of jobs and small businesses	Facilitate an enabling environment for economic growth	2	Porterville	Ward committee inputs	The development of the mosaic tourism route in Monte Bertha is in the process of sourcing funding
		Office of the Municipal Manager	To facilitate an environment for the creation of jobs and small businesses	Facilitate an enabling environment for economic growth	2	Porterville	Ward committee inputs	To ensure mobility of local people and of tourists, a small business with tuk-tuk type of transport is needed
	Department of Economic Development and Tourism	Office of the Municipal Manager	To facilitate an environment for the creation of jobs and small businesses	Facilitate an enabling environment for economic growth	2	Porterville	Ward committee inputs	The development of a tourism route through Monte Bertha will enhance business opportunities and a number of SMME's have been trained in tourism opportunities and resilience.
	Department of Agriculture	Office of the Municipal Manager	To facilitate an environment for the creation of jobs and small businesses	Facilitate an enabling environment for economic growth	2	Porterville	Municipal inputs	Implementation of the agricultural programme

NATIONAL GOVERNMENT	PROVINCIAL GOVERNMENT	DIRECTORATE [R]	STRATEGIC OBJECTIVE [R]	STRATEGIC GOAL [R]	WARD NO	DESCRIPTION		
		Corporate Services	To facilitate an environment for the creation of jobs and small businesses	Facilitate an enabling environment for economic growth	2	Porterville	Ward committee inputs	Place for trucks overnight in town
	Department of Social Development	Office of the Municipal Manager	To promote a safe environment for all who live in Bergrivier	Promote a safe, healthy, educated and integrated community	2	Porterville	Ward committee inputs	Centre for drug and alcohol addicts
	Department of Social Development	Office of the Municipal Manager	To create innovative partnerships with sector departments for improved education outcomes and opportunities for youth development	Promote a safe, healthy, educated and integrated community	2	Porterville	Ward committee inputs	Youth participation seems to be a huge challenge and a concerted effort will have to be made on youth development programs. The municipality does not have the funding for such programs and funding sources will have to be sourced as to drive programs such as leadership programs, resilience programs for young people, sport and fun activities, etc
	Western Cape Education Department	Office of the Municipal Manager	To create innovative partnerships with sector departments for improved education outcomes and opportunities for youth development	Promote a safe, healthy, educated and integrated community	2	Porterville	Ward committee inputs	School drop outs remain a problem due to the serious social ills related to unemployment and poverty. This needs to be addressed through the youth development program. The municipality does not have funding for such an initiative and will have to find funding through other state departments.
		Community Services	To promote healthy life styles through the provision of sport and other facilities and opportunities	Promote a safe, healthy, educated and integrated community	2	Porterville	Community inputs	Upgrading of B Field and fencing at Pella Park
		Financial Services	Client focussed service delivery	Strengthen Financial Sustainability and further enhance Good Governance	2	Porterville	Community inputs	Indigent official to be closer to community or to do home visits
	Department of Community Safety	Community Services	To create innovative partnerships with sector departments for improved education outcomes and opportunities for youth development	Promote a safe, healthy, educated and integrated community	2	Porterville	Community inputs	Serious concern about crime amongst the youth, especially in terms of break-in at homes
		Corporate Services	To maintain existing bulk infrastructure and services	Sustainable Service Delivery	2	Porterville	Ward committee inputs	Review planning of show grounds
		Technical Services	To promote a safe environment for all who live in Bergrivier	Sustainable Service Delivery	2	Porterville	Ward committee inputs	Paving in Disa street
		Technical Services	To develop and provide sustainable bulk and community infrastructure in support of the spatial development framework	Sustainable Service Delivery	2	Porterville	Ward committee inputs	Build of Long Street Phase 2
		Technical Services	To maintain existing bulk infrastructure and services	Sustainable Service Delivery	2	Porterville	Community inputs	When it rains, sand from pavements in Eland str blocks the storm water pipes
		Technical Services	To communicate effectively with the public	Sustainable and inclusive living environment	2	Porterville	Ward committee inputs	Awareness programmes in recycling of waste
		Technical Services	To develop and provide sustainable bulk and community infrastructure in support of the spatial development framework	Sustainable and inclusive living environment	2	Porterville	Ward committee inputs	Establishment of a composting facility at the land fill site
		Technical Services	To develop and provide sustainable bulk and community infrastructure in support of the spatial development framework	Sustainable and inclusive living environment	2	Porterville	Community inputs	Municipality should consider switching over to wheelie bins instead of black bags
		Technical Services	To develop and provide sustainable bulk and community infrastructure in support of the spatial development framework	Promote a safe, healthy, educated and integrated community	2	Porterville	Community inputs	Regular sewerage blockage at 10 Jacaranda str which could be due to a tree causing the blockage
		Technical Services	To develop and provide sustainable bulk and community infrastructure in support of the spatial development framework	Sustainable Service Delivery	2	Porterville	Ward committee inputs	Bulk electricity for housing project
		Technical Services	To develop and provide sustainable bulk and community infrastructure in support of the spatial development framework	Promote a safe, healthy, educated and integrated community	2	Porterville	Community inputs	Mini-sub should be fenced given the criminal activities taking place in the area
		Technical Services	To develop and provide sustainable bulk and community infrastructure in support of the spatial development framework	Sustainable Service Delivery	2	Porterville	Ward committee inputs	Better/stronger lighting (Jakkaskloof road)
		Technical Services	To develop and provide sustainable bulk and community infrastructure in support of the spatial development framework	Sustainable Service Delivery	2	Porterville	Community inputs	Street lights must be installed in small street between Protea str and DJ Pearce lane
		Technical Services	To develop and provide sustainable bulk and community infrastructure in support of the spatial development framework	Sustainable Service Delivery	2	Porterville	Community inputs	Rain water does not flow into storm water system in Liebenberg str

NATIONAL GOVERNMENT	PROVINCIAL GOVERNMENT	DIRECTORATE [R]	STRATEGIC OBJECTIVE [R]	STRATEGIC GOAL [R]	WARD NO	DESCRIPTION		
		Technical Services	To develop and provide sustainable bulk and community infrastructure in support of the spatial development framework	Sustainable Service Delivery	2	Porterville	Community inputs	Hatchway often blocked on c/o Kliniek and Abattoir str
		Technical Services	To develop and provide sustainable bulk and community infrastructure in support of the spatial development framework	Sustainable Service Delivery	2	Porterville	Community inputs	No hatchway in front of POP Centre
	Department of Human Settlements	Community Services	To develop, manage and regulate the built environment	Sustainable and inclusive living environment	2	Porterville	Ward committee inputs	More housing needs
	Department of Human Settlements	Community Services	To develop, manage and regulate the built environment	Sustainable and inclusive living environment	2	Porterville	Ward committee inputs	Transfer of title deeds
	Department of Human Settlements	Community Services	To develop, manage and regulate the built environment	Sustainable and inclusive living environment	2	Porterville	Ward committee inputs	Moving of outside toilet
	Department of Human Settlements	Community Services	To develop, manage and regulate the built environment	Sustainable and inclusive living environment	2	Porterville	Community inputs	Need of GAP Housing
	Department of Human Settlements	Community Services	To develop, manage and regulate the built environment	Sustainable and inclusive living environment	2	Porterville	Community inputs	Develop affordable erven for people to build their own homes
		Community Services	To develop and provide sustainable bulk and community infrastructure in support of the spatial development framework	Promote a safe, healthy, educated and integrated community	2	Porterville	Municipal inputs	Upgrade Entrance and Parking
	6	Community Services	To develop and provide sustainable bulk and community infrastructure in support of the spatial development framework	Sustainable Service Delivery	2	Porterville	Municipal inputs	Fencing
		Community Services	To develop and provide sustainable bulk and community infrastructure in support of the spatial development framework	Sustainable Service Delivery	2	Porterville	Ward committee inputs	Standardise bus shelters (bricks)
		Community Services	To develop and provide sustainable bulk and community infrastructure in support of the spatial development framework	Promote a safe, healthy, educated and integrated community	2	Porterville	Ward committee inputs	Raised intersection at stop Long street community hall
		Community Services	To develop and provide sustainable bulk and community infrastructure in support of the spatial development framework	Promote a safe, healthy, educated and integrated community	2	Porterville	Ward committee inputs	Speed calming on R44 close to new houses (60 km sign to be shifted)
		Community Services	To create innovative partnerships with sector departments for improved education outcomes and opportunities for youth development	Promote a safe, healthy, educated and integrated community	2	Porterville	Ward committee inputs	Free learner's license for matriculants
		Community Services	To promote a safe environment for all who live in Bergrivier	Promote a safe, healthy, educated and integrated community	2	Porterville	Ward committee inputs	Speed calming corner of Eland- and Disa street where children walk to swimming pool
		Community Services	To promote a safe environment for all who live in Bergrivier	Promote a safe, healthy, educated and integrated community	2	Porterville	Ward committee inputs	Speed calming - Winterhoek Street - motorists drive too fast
		Community Services	To promote a safe environment for all who live in Bergrivier	Promote a safe, healthy, educated and integrated community	2	Porterville	Community inputs	More law enforcement officers required
		Community Services	To develop and provide sustainable bulk and community infrastructure in support of the spatial development framework	Sustainable Service Delivery	4	Piketberg	Municipal inputs	Fencing
		Community Services	To promote a safe environment for all who live in Bergrivier	Promote a safe, healthy, educated and integrated community	All	Bergrivier	Municipal inputs	Vehicles
		Community Services	To promote a safe environment for all who live in Bergrivier	Promote a safe, healthy, educated and integrated community	2	Porterville	Municipal inputs	Expansion of cemetery PV
	Department of Community Safety	Community Services	To promote a safe environment for all who live in Bergrivier	Promote a safe, healthy, educated and integrated community	2	Porterville	Municipal inputs	Development of a rural and urban safety plan for Bergrivier municipal area
		Community Services	To promote healthy life styles through the provision of sport and other facilities and opportunities	Promote a safe, healthy, educated and integrated community	2	Porterville	Ward committee inputs	Sport facilities - Current sport facilities overused and a second facility needed to accommodate other sport codes
		Community Services	To promote healthy life styles through the provision of sport and other facilities and opportunities	Promote a safe, healthy, educated and integrated community	2	Porterville	Ward committee inputs	Develop recreational facilities at dam

NATIONAL GOVERNMENT	PROVINCIAL GOVERNMENT	DIRECTORATE [R]	STRATEGIC OBJECTIVE [R]	STRATEGIC GOAL [R]	WARD NO	DESCRIPTION		
	Department of Cultural Affairs and Sport	Community Services	To promote healthy life styles through the provision of sport and other facilities and opportunities	Promote a safe, healthy, educated and integrated community	2	Porterville	Ward committee inputs	Indoor sport centre
		Community Services	To promote healthy life styles through the provision of sport and other facilities and opportunities	Sustainable Service Delivery	2	Porterville	Municipal inputs	Development of B-Field on Cricket pitch
		Community Services	To promote healthy life styles through the provision of sport and other facilities and opportunities	Sustainable Service Delivery	2	Porterville	Municipal inputs	Building of an indoor sport centre
		Community Services	To promote healthy life styles through the provision of sport and other facilities and opportunities	Sustainable Service Delivery	2	Porterville	Municipal inputs	Restructuring stadium to be disability friendly
		Community Services	To develop, manage and regulate the built environment	Sustainable and inclusive living environment	1		Community inputs	Versoek bou van huise vir die middelklasinkomste groep
		Community Services	To promote healthy life styles through the provision of sport and other facilities and opportunities	Sustainable Service Delivery	2	Porterville	Ward committee inputs	Recreational facilities to be developed in Jakkalskloofpad under the trees
		Community Services	To promote healthy life styles through the provision of sport and other facilities and opportunities	Sustainable Service Delivery	2	Porterville	Municipal inputs	Restoration of museum building
	Department of Health		To promote healthy life styles through the provision of sport and other facilities and opportunities	Sustainable Service Delivery	2	Porterville	Community inputs	Cover at clinic and seating
		Office of the Municipal Manager	To alleviate poverty	Promote a safe, healthy, educated and integrated community	2	Porterville	Community inputs	Alleviate hunger through soup kitchens
		Office of the Municipal Manager	To facilitate an environment for the creation of jobs and small businesses	Facilitate an enabling environment for economic growth	1	Porterville	Ward committee inputs	Funding for the regeneration of Voortrekker Road and the market square
	Department of Economic Development and Tourism	Office of the Municipal Manager	To facilitate an environment for the creation of jobs and small businesses	Facilitate an enabling environment for economic growth	1	Porterville	Ward committee inputs	Development of R 44 route
		Community Services	To facilitate an environment for the creation of jobs and small businesses	Facilitate an enabling environment for economic growth	1	Porterville	Ward committee inputs	Development of tourism products
		Office of the Municipal Manager	To facilitate an environment for the creation of jobs and small businesses	Facilitate an enabling environment for economic growth	1	Porterville	Ward committee inputs	Truck stop – town full of trucks at night with no washing facilities
		Office of the Municipal Manager	To create innovative partnerships with sector departments for improved education outcomes and opportunities for youth development	Facilitate an enabling environment for economic growth	1	Porterville	Ward committee inputs	A Youth development programme must be implemented to ensure that young people have work and a future
		Corporate Services	To promote healthy life styles through the provision of sport and other facilities and opportunities	Facilitate an enabling environment for economic growth	1	Porterville	Ward committee inputs	Review planning of show grounds
		Corporate Services	To develop, manage and regulate the built environment	Sustainable and inclusive living environment	All	Bergrievier	Municipal inputs	Environmental Management Framework
		Technical Services	To conserve and manage the natural environment and mitigate the impacts of climate change	Sustainable and inclusive living environment	1	Porterville	Ward committee inputs	Continuous awareness of recycling
		Technical Services	To conserve and manage the natural environment and mitigate the impacts of climate change	Sustainable and inclusive living environment	1	Porterville	Ward committee inputs	Production of compost
		Technical Services	To develop and provide sustainable bulk and community infrastructure in support of the spatial development framework	Sustainable Service Delivery	1	Porterville	Ward committee inputs	Replace conventional electricity meters with prepaid
		Technical Services	To develop and provide sustainable bulk and community infrastructure in support of the spatial development framework	Sustainable Service Delivery	1	Porterville	Ward committee inputs	Electricity needed at farm-workers houses
		Technical Services	To develop and provide sustainable bulk and community infrastructure in support of the spatial development framework	Sustainable Service Delivery	1	Porterville	Ward committee inputs	This project calls for the maintenance and regular cleaning of the storm drains in Voortrekker street
		Technical Services	To develop and provide sustainable bulk and community infrastructure in support of the spatial development framework	Sustainable Service Delivery	1	Porterville	Ward committee inputs	Build sidewalks around town so that pedestrians don't have to walk in the road to get around: unpaved and un-level gaps between sidewalks discourage walking, create potential tripping hazards and force potential walkers into the

NATIONAL GOVERNMENT	PROVINCIAL GOVERNMENT	DIRECTORATE [R]	STRATEGIC OBJECTIVE [R]	STRATEGIC GOAL [R]	WARD NO	DESCRIPTION	
							streets. The sidewalk gaps also restrict the disabled community from accessing these routes
		Technical Services	To develop and provide sustainable bulk and community infrastructure in support of the spatial development framework	Sustainable Service Delivery	1	Porterville	Ward committee inputs This project is to provide on the left sidewalk from Piet Retief street towards Porterville High School. Constructing this sidewalk will connect the two schools and will result in safer and pleasant environment for the learners
		Technical Services	To develop and provide sustainable bulk and community infrastructure in support of the spatial development framework	Sustainable Service Delivery	1	Porterville	Ward committee inputs Stormwater is planned together with the regeneration of Voortrekker street
		Technical Services	To budget strategically	Sustainable Service Delivery	1	Porterville	Ward committee inputs New municipal building: The location should be central and the area between the cellar and Jakkalskloof road is ideal. This project will improve spatial development/ integration where all municipal services can be delivered ( eg traffic, library, offices)
	Department of Human Settlements	Technical Services	To develop and provide sustainable bulk and community infrastructure in support of the spatial development framework	Sustainable Service Delivery	1	Porterville	Ward committee inputs Sewerage system for farm worker houses
		Community Services	To develop and provide sustainable bulk and community infrastructure in support of the spatial development framework	Sustainable Service Delivery	All	Bergrivier	Municipal inputs Upgrade of Sport grounds
		Community Services	To develop and provide sustainable bulk and community infrastructure in support of the spatial development framework	Sustainable Service Delivery	1	Porterville	Municipal inputs Upgrade of Porterville Dam
		Community Services	To promote healthy life styles through the provision of sport and other facilities and opportunities	Promote a safe, healthy, educated and integrated community	2	Porterville	Community inputs Omhein rugbyveld, want vibrecrete mure is besig om te verweer
		Community Services	To promote healthy life styles through the provision of sport and other facilities and opportunities	Promote a safe, healthy, educated and integrated community	2	Porterville	Community inputs Ontwikkeling van die B veld vir die Krieketklub
		Community Services	To promote healthy life styles through the provision of sport and other facilities and opportunities	Facilitate an enabling environment for economic growth	1	Porterville	Ward committee inputs Upgrade tennis courts
	Department of Cultural Affairs and Sport		To promote healthy life styles through the provision of sport and other facilities and opportunities	Sustainable Service Delivery	1	Porterville	Ward committee inputs Sport equipment on farms
		Community Services	To promote healthy life styles through the provision of sport and other facilities and opportunities	Sustainable Service Delivery	3	Piketberg	Municipal inputs Swimming pool renewals
		Community Services	To promote a safe environment for all who live in Bergrivier	Sustainable Service Delivery	1	Porterville	Ward committee inputs Better signage and marking of roads
		Community Services	To promote a safe environment for all who live in Bergrivier	Sustainable Service Delivery	1	Porterville	Ward committee inputs Road signs for school children - farms De Draai and Rietvlei
		Community Services	To promote a safe environment for all who live in Bergrivier	Sustainable Service Delivery	1	Porterville	Ward committee inputs The regular scraping of the road between N7 and R43 (Spes Bona/ Elandsvlei/ Bergsig) will improve road safety
		Community Services	To promote a safe environment for all who live in Bergrivier	Sustainable and inclusive living environment	1	Porterville	Ward committee inputs Cleaning of empty plots. Uncontrolled growth of trees create security problems
		Community Services	To promote a safe environment for all who live in Bergrivier	Promote a safe, healthy, educated and integrated community	1	Porterville	Ward committee inputs Law enforcement - Visible and vigilant (vehicles not used for correct use)
		Community Services	To promote a safe environment for all who live in Bergrivier	Promote a safe, healthy, educated and integrated community	1	Porterville	Ward committee inputs Speed calming Basson/ West street
		Community Services	To promote a safe environment for all who live in Bergrivier	Promote a safe, healthy, educated and integrated community	1	Porterville	Ward committee inputs Traffic – no control over vehicles without lights
		Community Services	To promote a safe environment for all who live in Bergrivier	Promote a safe, healthy, educated and integrated community	1	Porterville	Ward committee inputs Speed signs in residential areas
		Community Services	To promote a safe environment for all who live in Bergrivier	Promote a safe, healthy, educated and integrated community	1	Porterville	Ward committee inputs This project is to provide/erect a School Children sign on the N7 north or near the Spes Bona turnoff
		Community Services	To facilitate an environment for the creation of jobs and small businesses	Facilitate an enabling environment for economic growth	1	Porterville	Ward committee inputs This project will provide for the erection of a welcome sign at the north entrance to Porterville. This will provide for decorative improvement of the town
		Community Services	To promote a safe environment for all who live in and visit Bergrivier	Promote a safe, healthy, educated and integrated community	All	Bergrivier	Municipal inputs Carport



NATIONAL GOVERNMENT	PROVINCIAL GOVERNMENT	DIRECTORATE [R]	STRATEGIC OBJECTIVE [R]	STRATEGIC GOAL [R]	WARD NO	DESCRIPTION		
		Community Services	To promote a safe environment for all who live in and visit Bergrivier	Promote a safe, healthy, educated and integrated community	4	Piketberg	Municipal inputs	Carport: Active Box
		Community Services	To promote a safe environment for all who live in and visit Bergrivier	Promote a safe, healthy, educated and integrated community	All	Bergrivier	Municipal inputs	Surveillance Cameras
		Community Services	To promote a safe environment for all who live in and visit Bergrivier	Promote a safe, healthy, educated and integrated community	All	Bergrivier	Municipal inputs	Airconditioners
		Community Services	To promote a safe environment for all who live in and visit Bergrivier	Promote a safe, healthy, educated and integrated community	All	Bergrivier	Municipal inputs	Computer Equipment
		Community Services	To promote a safe environment for all who live in and visit Bergrivier	Promote a safe, healthy, educated and integrated community	All	Bergrivier	Municipal inputs	Animal Control Pole
		Community Services	To promote a safe environment for all who live in and visit Bergrivier	Promote a safe, healthy, educated and integrated community	4	Piketberg	Municipal inputs	Equipment Active Box
		Community Services	To promote a safe environment for all who live in and visit Bergrivier	Promote a safe, healthy, educated and integrated community	All	Bergrivier	Municipal inputs	Desk Cams
		Community Services	To promote a safe environment for all who live in and visit Bergrivier	Promote a safe, healthy, educated and integrated community	3	Piketberg	Municipal inputs	Cameras DLTC & Cashiers
	Department of Community Safety	Community Services	To promote a safe environment for all who live in Bergrivier	Promote a safe, healthy, educated and integrated community	2	Porterville	Municipal inputs	New DLTC - PV
	Department of Community Safety	Community Services	To promote a safe environment for all who live in Bergrivier	Promote a safe, healthy, educated and integrated community	3	Piketberg	Municipal inputs	Fencing PB DLTC
	Department of Human Settlements	Community Services	To develop, manage and regulate the built environment	Sustainable Service Delivery	1	Porterville	Municipal inputs	Review of the rural and urban safety plan for Bergrivier municipal area
	Department of Human Settlements	Community Services	To develop, manage and regulate the built environment	Sustainable Service Delivery	1	Porterville	Ward committee inputs	GAP Housing
		Community Services	To promote a safe environment for all who live in Bergrivier	Promote a safe, healthy, educated and integrated community	1	Porterville	Ward committee inputs	Fire equipment: Fire fighting vehicle as stationed in Porterville
		Community Services	To develop and provide sustainable bulk and community infrastructure in support of the spatial development framework	Sustainable Service Delivery	1	Porterville	Ward committee inputs	Restoration of museum building
	Department of Cultural Affairs and Sport	Community Services	To create innovative partnerships with sector departments for improved education outcomes and opportunities for youth development	Promote a safe, healthy, educated and integrated community	1	Porterville	Ward committee inputs	Mobile libraries on farms
		Community Services	To develop and provide sustainable bulk and community infrastructure in support of the spatial development framework	Sustainable Service Delivery	1	Porterville	Municipal inputs	Review of the rural and urban safety plan for Bergrivier municipal area
	Department of Health		To promote a safe environment for all who live in Bergrivier	Promote a safe, healthy, educated and integrated community	1	Porterville	Ward committee inputs	Better access to Clinic/health care facilities for farm workers
	Department of Social Development		To create innovative partnerships with sector departments for improved education outcomes and opportunities for youth development	Promote a safe, healthy, educated and integrated community	1	Porterville	Ward committee inputs	Crèches on farms
		Corporate Services	To budget strategically, grow and diversify our revenue and ensure value for money-services	Sustainable Service Delivery	All		Municipal inputs	Upgrade of IMIS System from IMIS 6 to IMIS 7
		Corporate Services	To budget strategically, grow and diversify our revenue and ensure value for money-services	Sustainable Service Delivery	All		Municipal inputs	Backup device for meeting recordings
		Corporate Services	To create an efficient, effective, economic and accountable administration	Strengthen Financial Sustainability and further enhance Good Governance	All	Bergrivier	Municipal inputs	Furniture, Equipment, Electronic filing system, computers
		Corporate Services	To create an efficient, effective, economic and accountable administration	Strengthen Financial Sustainability and	All	Bergrivier	Municipal inputs	Photocopiers

NATIONAL GOVERNMENT	PROVINCIAL GOVERNMENT	DIRECTORATE [R]	STRATEGIC OBJECTIVE [R]	STRATEGIC GOAL [R]	WARD NO	DESCRIPTION	
				further enhance Good Governance			
		Technical Services	To conserve and manage the natural environment and mitigate the impacts of climate change	Sustainable Service Delivery	4	Piketberg	Community inputs Waterdruk in Calendulastraat baie laag. Behoefte aan "fire hydrants" in strate vir brand.
		Technical Services	To develop and provide sustainable bulk and community infrastructure in support of the spatial development framework	Sustainable Service Delivery	4	Piketberg	Community inputs Wat is die beplanning vir vullisverwydering in seisoentye wanneer daar meer mense is?
		Office of the Municipal Manager	To conserve and manage the natural environment and mitigate the impacts of climate change	Facilitate an enabling environment for economic growth	4	Piketberg	Community inputs Toekenning van stalletjies: Aansoekproses neem baie lank.
	Department of Human Settlements	Community Services	To develop, manage and regulate the built environment	Sustainable and inclusive living environment	4	Piketberg	Community inputs RDP Behuising: is daar 'n keuse vir die tipe huise wat gebou gaan word? (Munisipaliteit moet nog besluit oor tipe huis, maar daar sal met die gemeenskap gekonsulteer word)
	Department of Human Settlements	Community Services	To develop, manage and regulate the built environment	Sustainable and inclusive living environment	4	Piketberg	Community inputs Trajekte-kamp: wat is die plan met die trajektekamp? Is daar moontlikheid dat Dept Binnelandse Sake en SAPS buitelanders daar kan verwyder? (Fondse is verkry vir Trajektekamp en proses om konsultante aan te stel vir formalisering van die Trajektekamp word tans gedoen)
	Department of Human Settlements	Community Services	To develop, manage and regulate the built environment	Sustainable and inclusive living environment	4	Piketberg	Community inputs Wat beteken Trajektekamp formaliseer? (Huise /top strukture sal daar gebou word en erf sal onderverdeel word in erwe)
		Corporate Services	To conserve and manage the natural environment and mitigate the impacts of climate change	Facilitate an enabling environment for economic growth	4	Piketberg	Community inputs Wanneer word erwe afgesteek? Huiseienaars wil erwe toemaak (Besig met die registrasie van erwe sodat elkeen titelakte kan he)
		Corporate Services	To conserve and manage the natural environment and mitigate the impacts of climate change	Facilitate an enabling environment for economic growth	4	Piketberg	Community inputs Herontwerp van Trajektekamp: gaan gemeenskap deel wees van beplanning en hoe gaan Trajektekamp aangewend word vir behuising? ( Munisipaliteit het fondse ontvang vir die beplanning van die area)
	Department of Social Development		To create innovative partnerships with sector departments for improved education outcomes and opportunities for youth development	Promote a safe, healthy, educated and integrated community	4	Piketberg	Community inputs Behoefte aan jong kinders wat nog nie ID het nie. Kan munisipaliteit help in samewerking met Dept Binnelandse Sake?
		Community Services	To promote healthy life styles through the provision of sport and other facilities and opportunities	Sustainable Service Delivery	4	Piketberg	Community inputs Watsonia -sportgronde moet meer gepatrolleer word, want verskeie misdade word daar gepleeg. ( Munisipaliteit sal seker maak of voldoende begroot is vir die omheining by sportveld. Raad het reeds goedkeuring gegee dat B-veld deel vorm vandie toekomstige behuisingsprojekte)
		Community Services	To promote healthy life styles through the provision of sport and other facilities and opportunities	Sustainable Service Delivery	4	Piketberg	Community inputs Vestiging van 'n binnehuise sportsentrum (Munisipaliteit sal die Sport Meestersplan aanpas)
		Corporate Services	To develop, manage and regulate the built environment	Sustainable Service Delivery	3	Piketberg	Community inputs N7-erwe: gaan daar ontwikkeling gebeur met die erwe langs die N7? (N7 is deel van die prioriteite en fondse is verkry om N7 se erwe te diens. Die Raad moet nog besluit hoe die erwe aangewend gaan word.
		Corporate Services	To develop, manage and regulate the built environment	Sustainable Service Delivery	3	Piketberg	Community inputs Gaan N7-erwe privaat aangebied word of gaan dit 'n behuisingsprojek wees? (Raad moet nog besluit hoe die erwe aangewend gaan word.)
		Corporate Services	To develop, manage and regulate the built environment	Sustainable Service Delivery	3	Piketberg	Community inputs Is daar addisionele behuisingsaansoek in vir addisionele skema in Piketberg? (Daar is nog behuisingsprojekte in die pyplyn)
		Corporate Services	To develop, manage and regulate the built environment	Sustainable Service Delivery	6	Aurora	Community inputs Munisipale erwe moet aan plaaslike inwoners gegee word om te ontwikkel. (Bates se bestuur is in terme van wetgewing en 'n oop proses moet deurentyd gevolg word.)
		Technical Services	To develop and provide sustainable bulk and community infrastructure in support of the spatial development framework	Sustainable Service Delivery	6	Aurora	Community inputs Waarom word ou sementpype opgelig en nuwes weer gelê? (Geen ontwerp was oorspronklik gedoen en gedeeltes van die huisige kanale moet herbelyn word.)
		Technical Services	To develop and provide sustainable bulk and community infrastructure in support of the spatial development framework	Sustainable Service Delivery	6	Aurora	Community inputs ,
		Financial Services	To communicate effectively with the public	Sustainable Service Delivery	5	Redelinghuys	Community inputs Deernis: kan die suig van septiese tenke deel gemaak word van deernis dienste?
		Community Services	To budget strategically	Sustainable Service Delivery	5	Redelinghuys	Community inputs Parkie: kan daar dalk 'n hek by die parkie gesit word sodat die parkie oor naweke gesluit kan word asook iemand daar kry wat deur die week toegang kan monitor.
		Community Services	To develop and provide sustainable bulk and community infrastructure in support of the spatial development framework	Sustainable Service Delivery	5	Redelinghuys	Community inputs Is daar nie dalk hokke wat geïnstalleer kan word om te verhoed dat gate toeval wanneer dit gegrawe word vir 'n begrafnis?
		Financial Services	To communicate effectively with the public	Sustainable Service Delivery	5	Redelinghuys	Community inputs Kredietbeheer: Hoe kan Bergrivier mense akkommodeer en bystaan wat kwalifiseer vir

NATIONAL GOVERNMENT	PROVINCIAL GOVERNMENT	DIRECTORATE [R]	STRATEGIC OBJECTIVE [R]	STRATEGIC GOAL [R]	WARD NO	DESCRIPTION	
							deernis maar die huis is nie op die persoon se naam nie?
		Financial Services	To communicate effectively with the public	Sustainable Service Delivery	5	Redelinghuys	Community inputs Koopkrag: tot hoelaat is die gemeenskap van Redelinghuis geregtig om krag te koop by die munisipale kantore? Voorstel is om krag te verkoop by petrolpomp.
		Financial Services	To communicate effectively with the public	Sustainable Service Delivery	5	Redelinghuys	Community inputs Daar is 'n behoefte vir 'n kitsbank in Redelinghuis.
	Department of Economic Development and Tourism	Office of the Municipal Manager	To facilitate an environment for the creation of jobs and small businesses	Facilitate an enabling environment for economic growth	5	Redelinghuys	Community inputs Hoe en waar word bejaardes geakkommodeer indien daar 'n ontspannings-/sportsdag gereël word vir bejaardes?
	Department of Human Settlements	Community Services	To develop, manage and regulate the built environment	Promote a safe, healthy, educated and integrated community	5	Eendekuil	Community inputs Die bou van huise op Eendekuil moet aandag kry.
		Technical Services	To develop and provide sustainable bulk and community infrastructure in support of the spatial development framework	Sustainable Service Delivery	5	Eendekuil	Community inputs Die paaie asook die sypaadjies moet aandag kry. Asla gedeelte word afgeskeep.
		Technical Services	To develop and provide sustainable bulk and community infrastructure in support of the spatial development framework	Sustainable Service Delivery	5	Eendekuil	Community inputs Mnr Evans meld dat sedert 2015 is daar geen toegangspad na sy huis.
		Corporate Services	To create an efficient, effective, economic and accountable administration	Strengthen Financial Sustainability and further enhance Good Governance	5	Eendekuil	Community inputs Geen gronde van die munisipaliteit word verkoop nie en die vraag is waarom nie?
	Department of Economic Development and Tourism	Office of the Municipal Manager	To facilitate an environment for the creation of jobs and small businesses	Facilitate an enabling environment for economic growth	5	Eendekuil	Community inputs Wat word gedoen t.o.v werkskepping? Die werkloosheidsyfer is hoog.
	Department of Economic Development and Tourism	Office of the Municipal Manager	To facilitate an environment for the creation of jobs and small businesses	Facilitate an enabling environment for economic growth	5	Eendekuil	Community inputs Die skooluitvalsyfer is baie hoog. Wat kan gedoen word?
	Department of Economic Development and Tourism	Office of the Municipal Manager	To facilitate an environment for the creation of jobs and small businesses	Facilitate an enabling environment for economic growth	5	Eendekuil	Community inputs SAPS: Sosiale aspekte moet aandag kry.
	Department of Economic Development and Tourism	Office of the Municipal Manager	To facilitate an environment for the creation of jobs and small businesses	Facilitate an enabling environment for economic growth	5	Eendekuil	Community inputs Die gebruik van die wendy wat tans leeg staan op die veld. Daar word verneem of die gemeenskap dit kan gebruik in die toekom?
		Community Services	To develop and provide sustainable bulk and community infrastructure in support of the spatial development framework	Sustainable Service Delivery	1	Porterville	Community inputs Geen sitplekke by hospitaal en munisipaliteit
		Community Services	To develop and provide sustainable bulk and community infrastructure in support of the spatial development framework	Sustainable Service Delivery	1	Porterville	Community inputs Skulping vir gestremdes by bushalte
		Community Services	To develop and provide sustainable bulk and community infrastructure in support of the spatial development framework	Sustainable Service Delivery	1	Porterville	Community inputs Geen toilette by bushalte
		Office of the Municipal Manager	To facilitate an environment for the creation of jobs and small businesses	Facilitate an enabling environment for economic growth	1	Porterville	Community inputs Jeugontwikkeling- dit moet ook op Porterville gehou word en nie net alleen in Piketberg nie.
		Office of the Municipal Manager	To facilitate an environment for the creation of jobs and small businesses	Facilitate an enabling environment for economic growth	1	Porterville	Community inputs Centre vir Drug addictions
		Office of the Municipal Manager	To facilitate an environment for the creation of jobs and small businesses	Facilitate an enabling environment for economic growth	1	Porterville	Community inputs Haweloses in die dorp moet aandag kry.
		Technical Services	To develop and provide sustainable bulk and community infrastructure in support of the spatial development framework	Sustainable Service Delivery	1	Porterville	Community inputs Voorsiening van Wheelie bins
		Technical Services	To develop and provide sustainable bulk and community infrastructure in support of the spatial development framework	Sustainable Service Delivery	1	Porterville	Community inputs Onwettige stortings moet aangespreek word.
		Technical Services	To develop and provide sustainable bulk and community infrastructure in support of the spatial development framework	Sustainable Service Delivery	1	Porterville	Community inputs wat is die moontlikheid van hernubare energie?
		Technical Services	To develop and provide sustainable bulk and community infrastructure	Sustainable Service Delivery	1	Porterville	Community inputs Stormwater probleem: Strate vol water as dit reën in beide wyke 1&2

NATIONAL GOVERNMENT	PROVINCIAL GOVERNMENT	DIRECTORATE [R]	STRATEGIC OBJECTIVE [R]	STRATEGIC GOAL [R]	WARD NO	DESCRIPTION		
			in support of the spatial development framework					
		Technical Services	To develop and provide sustainable bulk and community infrastructure in support of the spatial development framework	Sustainable Service Delivery	1	Porterville	Community inputs	daar is 'n voorstel dat Theron straat geteer moet word.
		Community Services	To promote a safe environment for all who live in Bergrivier	Promote a safe, healthy, educated and integrated community	1	Porterville	Community inputs	Veiligheid by bruggie.
		Community Services	To promote a safe environment for all who live in Bergrivier	Promote a safe, healthy, educated and integrated community	1	Porterville	Ward committee inputs	Identifisering van "crime Hotspots (SAPS)
		Community Services	To develop and provide sustainable bulk and community infrastructure in support of the spatial development framework	Sustainable Service Delivery	1	Porterville	Community inputs	Beligting by begrafplaas.
		Financial Services	Grow and diversify our revenue and ensure value for money-services	Strengthen Financial Sustainability and further enhance Good Governance	7	Velddrif	Community inputs	Kragtariewe - Wat is die moontlikheid van selfopwekking van krag? Is daar gesprekke met Saldanha Munisipaliteit?
	Western Cape Education Department	Office of the Municipal Manager	To create innovative partnerships with sector departments for improved education outcomes and opportunities for youth development	Promote a safe, healthy, educated and integrated community	7	Velddrif	Community inputs	Is daar planne vir 'n Engels-medium Hoërskool? Tans moet Engelssprekende "home schooling" doen.
		Technical Services	To develop and provide sustainable bulk and community infrastructure in support of the spatial development framework	Sustainable Service Delivery	7	Velddrif	Community inputs	Onwettige stortings van rommel. Wat is die moontlikheid van verlaging?
	Department of Transport and Public Works	Community Services	To promote a safe environment for all who live in Bergrivier	Promote a safe, healthy, educated and integrated community	7	Velddrif	Community inputs	Ekstra Polisie stasie of meer polisiebeamptes?
		Community Services	To promote a safe environment for all who live in Bergrivier	Promote a safe, healthy, educated and integrated community	7	Velddrif	Community inputs	Die versorging van diere asook die beheer van rondloperdiere in die gebied.
		Community Services	To promote a safe environment for all who live in Bergrivier	Promote a safe, healthy, educated and integrated community	7	Velddrif	Community inputs	Vragmotors wat die dorp inkom en parkeringsprobleem veroorsaak.
		Community Services	To promote a safe environment for all who live in Bergrivier	Promote a safe, healthy, educated and integrated community	7	Velddrif	Community inputs	Wetstoepassing - Is daar 24 uur diens beskikbaar? Probeer skakel maar geen antwoord.
		Technical Services	To develop and provide sustainable bulk and community infrastructure in support of the spatial development framework	Sustainable Service Delivery	7	Velddrif	Community inputs	Oos - en Proteastraat : Rioolprobleme
Department of Public Works and Infrastructure (DPWI)	Department of Transport and Public Works	Office of the Municipal Manager	To develop, manage and regulate the built environment	Facilitate an enabling environment for economic growth	7	Velddrif	Community inputs	Is daar planne in plek indien ons weer 'n droogte in die gesig staar?
	Department of Environmental Affairs and Development Planning	Corporate Services	To conserve and manage the natural environment and mitigate the impacts of climate change	Strengthen Financial Sustainability and further enhance Good Governance	7	Velddrif	Community inputs	NSRI die diens moet aangebied word in Velddrif. Die reaksietyd uit Langebaan is te lank.
		Technical Services	To develop and provide sustainable bulk and community infrastructure in support of the spatial development framework	Sustainable Service Delivery	6	Dwarskersbos	Community inputs	Dwarskersbos Rioleringsstelsel wat vir 10 jaar opgemors is. Wanneer gaan dit op die begroting kom?
		Technical Services	To develop and provide sustainable bulk and community infrastructure in support of the spatial development framework	Sustainable Service Delivery	6	Velddrif	Community inputs	Hoekom is die "Sewerage plant" binne die gemeenskap gebou en nie in Port Owen nie?
	Department of Economic Development and Tourism	Office of the Municipal Manager	To facilitate an environment for the creation of jobs and small businesses	Facilitate an enabling environment for economic growth	6	Velddrif	Community inputs	Kan daar nie internet verskaf word in Benguela straat in Laaiplek nie?
		Financial Services	To budget strategically	Strengthen Financial Sustainability and further enhance Good Governance	6	Velddrif	Community inputs	Deernis subsidies- Gemeenskap het probleem met werkers
	Department of Community Safety	Community Services	To promote a safe environment for all who live in Bergrivier	Promote a safe, healthy, educated and integrated community	6	Velddrif	Community inputs	Wanneer gaan munisipaliteit iets doen aan die veiligheid by die kruising?
		Technical Services	To conserve and manage the natural environment	Sustainable Service Delivery	6	Velddrif	Community inputs	Vullissakke: kan daar nie "wheeleie bins verskaf word nie?

NATIONAL GOVERNMENT	PROVINCIAL GOVERNMENT	DIRECTORATE [R]	STRATEGIC OBJECTIVE [R]	STRATEGIC GOAL [R]	WARD NO	DESCRIPTION		
			and mitigate the impacts of climate change					
		Community Services	To develop and provide sustainable bulk and community infrastructure in support of the spatial development framework	Sustainable Service Delivery	6	Velddrif	Community inputs	Pelikaan Srandloper - wat is die planne vorentoe?
		Community Services	To develop and provide sustainable bulk and community infrastructure in support of the spatial development framework	Sustainable Service Delivery	6	Velddrif	Community inputs	Sport - wat het fout geloop by tennisbane.
	Department of Human Settlements	Community Services	To develop, manage and regulate the built environment	Sustainable and inclusive living environment	6	Velddrif	Community inputs	5 huise in Laaiplek - Wanneer word daardie 5 huise reggemaak?
	Department of Community Safety	Community Services	To promote a safe environment for all who live in Bergrivier	Promote a safe, healthy, educated and integrated community	6	Velddrif	Community inputs	Hoe is die munisipaliteit betrokke by GFP - wat doen munisipaliteit vir misdaadvoorkoming?
		Technical Services	To develop and provide sustainable bulk and community infrastructure in support of the spatial development framework	Sustainable Service Delivery	6	Velddrif	Community inputs	Klagtes wat nie nagekom word nie - drein in woning (Burgemeester is bewus van dit)
		Community Services	To promote a safe environment for all who live in Bergrivier	Promote a safe, healthy, educated and integrated community	6	Velddrif	Community inputs	Benodig straatlige en spoedwalle. Slaggate en takke wat op huise se dakke skuur.
		Community Services	To promote a safe environment for all who live in Bergrivier	Promote a safe, healthy, educated and integrated community	6	Velddrif	Community inputs	Proses om randstene te sak - kry nie samewerking van Munisipaliteit nie.
	Department of Community Safety	Community Services	To promote a safe environment for all who live in Bergrivier	Promote a safe, healthy, educated and integrated community	6	Velddrif	Community inputs	Toetsbaan vir lisensie - gemeenskap noem dat daar geen plek vir hulle is om te oefen omdat baan gesluit is - gemeenskaplid sal met Hoof: Verkeer en direkteur vergadering reël
	Department of Community Safety	Community Services	To promote a safe environment for all who live in Bergrivier	Promote a safe, healthy, educated and integrated community	All	Bergrivier	Community inputs	Distrik Gemeenskapsveiligheid Beraad in Weskus word beplan vir 2de semester van 2022. Bergrivier se plaaslike gemeenskapsveiligheidsberaad word beplan vir Mei/Junie 2022 en beide berade het verskillende doelwitte en beide word benodig.
	Department of Community Safety	Community Services	To promote a safe environment for all who live in Bergrivier	Promote a safe, healthy, educated and integrated community	All	Bergrivier	Community inputs	Die huisige befondsingsmodel vir gemeenskapsveiligheid via die distrik moet hersien word, want dit bevoordeel nie noodwendig die plaaslike munisipaliteite nie.
	Department of Community Safety	Community Services	To promote a safe environment for all who live in Bergrivier	Promote a safe, healthy, educated and integrated community	All	Bergrivier	Community inputs	Die "failing state" van die SAPS is bekend en die Provinsiale Departement van Gemeenskapsveiligheid sal 'n oudit doen van die hulpbronskapasiteit van die SAPS en Wetstoepassing in elke munisipale area.
		Community Services	To promote healthy life styles through the provision of sport and other facilities and opportunities	Sustainable Service Delivery	All	Bergrivier	Community inputs	die aansoekdetails vir die nasionale befonding (MIG) vir die binneshuise sportfasiliteite en tartaanbaan sal aan die munisipaliteit versprei word.
		Community Services	To promote healthy life styles through the provision of sport and other facilities and opportunities	Sustainable Service Delivery	All	Bergrivier	Community inputs	Bergrivier wil deelneem aan die turfbestuur - opleiding en die Wesgro bestuur van "events" kursus.
		Community Services	To promote healthy life styles through the provision of sport and other facilities and opportunities	Sustainable Service Delivery	All	Piketberg	Community inputs	Jane Moreleti van die MOD Sentrum moet geskakel word vir die kultuursentrum in die Jeugsentrum in piketberg
		Community Services	To promote healthy life styles through the provision of sport and other facilities and opportunities	Sustainable Service Delivery	All	Bergrivier	Community inputs	Die haglike toestande van die sprotgronde in Wittewater is bespreek en die dringende aandag van die departement word verlang.
		Community Services	To maintain existing bulk infrastructure and services	Sustainable Service Delivery	All	Porterville	Community inputs	Die dringend eopgradering en onderhoud van die Jan Danckaert Museum in Porterville is bespreek en sal opgevolg word met Micheal Janse van Rensburg. Hierdie is 'n Provinsiale fasiliteit wat dringende aandag nodig het.
		Community Services	To develop, manage and regulate the built environment	Sustainable and inclusive living environment	All	Bergrivier	Community inputs	Die spesiale bedryfsrekening vir die uitwissing van ou toilette is bespreek en die proses sal begin.
		Community Services	To develop, manage and regulate the built environment	Sustainable and inclusive living environment	All	Bergrivier	Community inputs	die bestuur van die behoeftes van Bergrivier Munisipale Area vanaf Vredenburg moet heroorweeg word. Die agteruitgang die sosiale dinamika in die Bergrivier Munisipale Area bring 'n "Whole of society"- benadering mee.
		Community Services	To develop, manage and regulate the built environment	Sustainable and inclusive living environment	All	Bergrivier	Community inputs	Die onaanvaarbare situasie met hawelose mense in Bergrivier moet dringende aandag geniet.
		Community Services	To develop, manage and regulate the built environment	Sustainable and inclusive living environment	All	Bergrivier	Community inputs	Bergrivier Munisipaliteit bring weer klagtes van Dwarkersbos oor die swaarvoertuigverkeer vanaf die myne na die hawe onder aandag van departement.
		Community Services	To develop, manage and regulate the built environment	Sustainable and inclusive living environment	All	Bergrivier	Community inputs	Die oordrag van onbenutte en onder benutte geboue van die Departement na die munisipaliteit moet oorweeg.
		Community Services	To develop, manage and regulate the built environment	Sustainable and inclusive living environment	All	Bergrivier	Community inputs	Die R 150 m begroting vir die Carinusbrug in Velddrif word waardeur en die projekplan en kontantvloei is versoek vir die projek, asook

NATIONAL GOVERNMENT	PROVINCIAL GOVERNMENT	DIRECTORATE [R]	STRATEGIC OBJECTIVE [R]	STRATEGIC GOAL [R]	WARD NO	DESCRIPTION	
							versekering dat die huisige gebruik van brug veilig is.
		Community Services	To develop, manage and regulate the built environment	Sustainable and inclusive living environment	All	Bergrivier	Community inputs Ernstige behoefte vir die uitbreiding van ambulansdienste word versoek.
		Community Services	To develop, manage and regulate the built environment	Sustainable and inclusive living environment	All	Bergrivier	Community inputs Die bloudruk van gesondheid in Bergrivier Munisipaliteit en die nuwe info sal in die finale IDP opgeneem word. Die bloudruk is disproportioneel tot die aantal mense en moet binne die volgende 5-10 jaar gekorrigeer word.
		Community Services	To develop, manage and regulate the built environment	Sustainable and inclusive living environment	All	Bergrivier	Community inputs Die ontwikkeling van die treinroete tussen Kaapstad en Porterville moet bespreek word en Provinsie sal dit opneem met Mnr Russel Baadjies van Transnet.
		Community Services	To develop, manage and regulate the built environment	Sustainable and inclusive living environment	All	Bergrivier	Community inputs Bergrivier Munisipaliteit moet sy eie balansstaat as hefboom gebruik om innoverende projekte in die Munisipale area te verseker.
		Community Services	To develop, manage and regulate the built environment	Sustainable and inclusive living environment	All	Bergrivier	Community inputs Landbouberaad word gehou op 05 Augustus 2022 met die tema : "Landbou in Munisipaliteite" Agendapunte word verlang vir die beraad.
		Community Services	To develop, manage and regulate the built environment	Sustainable and inclusive living environment	All	Bergrivier	Community inputs Minister word versoek om 'mn gesprek met georganiseerde landbou te fasiliteer oor die impak van besluite in die sektor oor hawelose mense. Binnelandse Sake moet ook by die gesprek teenwoordig wees.
		Community Services	To develop, manage and regulate the built environment	Sustainable and inclusive living environment	All	Bergrivier	Community inputs Internet toegang deur die Cape Access Projek vir die Jeugsentrum in Piketberg
		Technical Services	To maintain existing bulk infrastructure and services	Sustainable Service Delivery	All	Bergrivier	Ward committee inputs Herwinning moet meer aandag kry om die tariewe laer te hou.
		Technical Services	To maintain existing bulk infrastructure and services	Sustainable Service Delivery	All	Bergrivier	Ward committee inputs Opvoeding met rommelstrooi en herwinning moet deurentyd gedoen word en moet die skole ook insluit.
		Corporate Services	To develop, manage and regulate the built environment	Sustainable and inclusive living environment	All	Bergrivier	Ward committee inputs Huiswinkel - beleid moet hersien word, vanweë tekortkominge en nie-nakoming van die huidige beleid.
		Financial Services	To create an efficient, effective, economic and accountable administration	Strengthen Financial Sustainability and further enhance Good Governance	All	Bergrivier	Ward committee inputs Tenders en programme vir klein besighede moet wyd bekend gemaak word.
		Financial Services	To create an efficient, effective, economic and accountable administration	Strengthen Financial Sustainability and further enhance Good Governance	All	Bergrivier	Ward committee inputs Daar moet beter riglyne wees vir smouse , asook wetstoepassing.
		Financial Services	To create an efficient, effective, economic and accountable administration	Strengthen Financial Sustainability and further enhance Good Governance	All	Bergrivier	Ward committee inputs Meer opleiding en ondersteuning vir klein besighede.
		Financial Services	To create an efficient, effective, economic and accountable administration	Strengthen Financial Sustainability and further enhance Good Governance	All	Bergrivier	Ward committee inputs Rol van Sakekamers en forums moet bespreek word en erken word as die spreekbuis vir besighede
	Department of Community Safety	Community Services	To promote a safe environment for all who live in Bergrivier	Promote a safe, healthy, educated and integrated community	All	Bergrivier	Ward committee inputs Lang rye by verkeerskantore is bron van kommer.
		Community Services	To develop, manage and regulate the built environment	Sustainable and inclusive living environment	All	Bergrivier	Ward committee inputs Meer veiligheidskameras in landelike gebiede.
		Community Services	To develop, manage and regulate the built environment	Sustainable and inclusive living environment	All	Bergrivier	Ward committee inputs Gebrek aan kommunikasie van projekte wat plaasvind.
		Community Services	To develop, manage and regulate the built environment	Sustainable and inclusive living environment	All	Bergrivier	Ward committee inputs Armoede - verligting moet aandag kry.
		Community Services	To develop, manage and regulate the built environment	Sustainable and inclusive living environment	All	Bergrivier	Ward committee inputs Daar moet na nagskuilings gekyk word.
		Community Services	To develop, manage and regulate the built environment	Sustainable and inclusive living environment	All	Bergrivier	Ward committee inputs Dwelmsverslawing is groot.
		Financial Services	To create an efficient, effective, economic and accountable administration	Strengthen Financial Sustainability and further enhance Good Governance	All	Bergrivier	Ward committee inputs Herwinning moet deel uitmaak van Deernis - aansoeke.
		Community Services	To develop, manage and regulate the built environment	Sustainable and inclusive living environment	All	Bergrivier	Ward committee inputs Departement van Landelike Ontwikkeling moet genader word vir hulp en ondersteuning.
		Community Services	To develop, manage and regulate the built environment	Sustainable and inclusive living environment	All	Bergrivier	Ward committee inputs Beraders moet opgelei word.
		Community Services	To develop, manage and regulate the built environment	Sustainable and inclusive living environment	All	Bergrivier	Ward committee inputs Voedingsprogramme moet opgeskerp word.
		Community Services	To develop, manage and regulate the built environment	Sustainable and inclusive living environment	All	Bergrivier	Ward committee inputs Munisipaliteit moet ook begroot vir programme vir ontwikkeling van vroue.

NATIONAL GOVERNMENT	PROVINCIAL GOVERNMENT	DIRECTORATE [R]	STRATEGIC OBJECTIVE [R]	STRATEGIC GOAL [R]	WARD NO	DESCRIPTION		
		Community Services	To develop, manage and regulate the built environment	Sustainable and inclusive living environment	All	Bergrivier	Ward committee inputs	BM moet help met die stigting van vroue-strukture en ondersteuning bied aan vroue -groepe.
		Community Services	To develop, manage and regulate the built environment	Sustainable and inclusive living environment	All	Bergrivier	Ward committee inputs	BM kan help met die behoeftes van venues vir bejaardes en gestremdes om bymekaar te kom.
		Community Services	To develop, manage and regulate the built environment	Sustainable and inclusive living environment	All	Bergrivier	Ward committee inputs	Behuisingsbehoefte van gestremdes moet aandag kry.
		Community Services	To maintain existing bulk infrastructure and services	Sustainable Service Delivery	All	Porterville	Ward committee inputs	Toegang tot fasiliteite vir gestremdes moet aandag kry.
		Community Services	To promote healthy life styles through the provision of sport and other facilities and opportunities	Sustainable Service Delivery	All	Bergrivier	Ward committee inputs	Reël van aktiwiteite , soos sportsdae, vir gestremdes moet onderneem word.
	Department of Community Safety	Community Services	To promote a safe environment for all who live in Bergrivier	Promote a safe, healthy, educated and integrated community	All	Bergrivier	Ward committee inputs	Hulp op SASSA - dae is nodig, veral wetstoepassing wat meer sigbaar moet wees.
		Financial Services	To create an efficient, effective, economic and accountable administration	Strengthen Financial Sustainability and further enhance Good Governance	All	Bergrivier	Ward committee inputs	Befondsing vir nodige basiese middele vir gestremdes is nodig.
		Community Services	To develop, manage and regulate the built environment	Sustainable and inclusive living environment	All	Bergrivier	Ward committee inputs	Die ambulans optelpunte moet hersien word, veral vir gestremdes.
		Community Services	To develop, manage and regulate the built environment	Sustainable and inclusive living environment	All	Bergrivier	Ward committee inputs	Hospice Fasiliteit is nodig.
		Community Services	To develop, manage and regulate the built environment	Sustainable and inclusive living environment	All	Bergrivier	Ward committee inputs	Dwelmmisbruik onder die jeug is n groot probleem.
		Community Services	To develop, manage and regulate the built environment	Sustainable and inclusive living environment	All	Bergrivier	Ward committee inputs	Vroeë skoolverlating is ook steeds 'n groot probleem.
		Community Services	To develop, manage and regulate the built environment	Sustainable and inclusive living environment	All	Bergrivier	Ward committee inputs	Gespek aan infrastruktuur en fasiliteite vir kultuur-aktiwiteite.
		Community Services	To promote healthy life styles through the provision of sport and other facilities and opportunities	Sustainable Service Delivery	All	Bergrivier	Ward committee inputs	DCAS se ondersteuning met kulturele aktiwiteite is 'n groot probleem.
		Community Services	To promote healthy life styles through the provision of sport and other facilities and opportunities	Sustainable Service Delivery	All	Bergrivier	Ward committee inputs	Die sektor moet vergader met verdere rolspelers om die probleme en moontlike uitdagings te bespreek.
	Department of Community Safety	Community Services	To promote a safe environment for all who live in Bergrivier	Promote a safe, healthy, educated and integrated community	All	Bergrivier	Ward committee inputs	Identifisering van "Hotspots " in woongebiede moet gedoen word.
	Department of Community Safety	Community Services	To promote a safe environment for all who live in Bergrivier	Promote a safe, healthy, educated and integrated community	All	Bergrivier	Ward committee inputs	Publiek moet saamwerk met die bekamping van misdaad en dit moet ondersoek word.
	Department of Community Safety	Community Services	To promote a safe environment for all who live in Bergrivier	Promote a safe, healthy, educated and integrated community	All	Bergrivier	Ward committee inputs	Whatsapp groepe vir veiligheid moet gestig word.
	Department of Community Safety	Community Services	To promote a safe environment for all who live in Bergrivier	Promote a safe, healthy, educated and integrated community	All	Bergrivier	Ward committee inputs	Meer kameras moet opgerig word.
	Department of Community Safety	Community Services	To promote a safe environment for all who live in Bergrivier	Promote a safe, healthy, educated and integrated community	All	Bergrivier	Ward committee inputs	Wetstoepassingsbeampes moet meer effektief aangewend word.
	Department of Community Safety	Community Services	To promote a safe environment for all who live in Bergrivier	Promote a safe, healthy, educated and integrated community	All	Bergrivier	Ward committee inputs	Skenking van uitgediende toerusting van die munisipaliteit aan organisasies moet oorweeg word.
	Department of Community Safety	Community Services	To promote a safe environment for all who live in Bergrivier	Promote a safe, healthy, educated and integrated community	All	Bergrivier	Ward committee inputs	Straat komitees moet spoedig gestig word.
	Department of Community Safety	Community Services	To promote a safe environment for all who live in Bergrivier	Promote a safe, healthy, educated and integrated community	All	Dwarskersbos	Ward committee inputs	Dwarskersbos en landelike gebiede moet meer kameras kry.
	Department of Community Safety	Community Services	To promote a safe environment for all who live in Bergrivier	Promote a safe, healthy, educated and integrated community	All	Bergrivier	Ward committee inputs	Bergrivier Veiligheidsforum moet meer effektief funksioneer.
		Community Services	To promote a safe environment for all who live in Bergrivier	Promote a safe, healthy, educated and integrated community	6	Velddrif	Community inputs	Fencing, pavillion and half build clubhouse on Smit Sportground on budget/IDP for more than 8 years. We cannot wait till pavillion falls into or onto people, thefencing around the playing field is now not to Boland regulations of 1.8 m high, but only 1.2 m high due to old age. The asbestos roofing needs to be removed and replaced.The half build clubhouse needs to be fixed as it is becoming a crime hazard. It is proposed that the

NATIONAL GOVERNMENT	PROVINCIAL GOVERNMENT	DIRECTORATE [R]	STRATEGIC OBJECTIVE [R]	STRATEGIC GOAL [R]	WARD NO	DESCRIPTION	
							Smit Sportground rugby clubhouse be fixed, the fencing replaced and the clubhouse be finished.
		Community Services	To promote a safe environment for all who live in Bergrivier	Promote a safe, healthy, educated and integrated community	6	Aurora	Community inputs Padtekens op die hoofroete na Aurora om motoriste te waarsku van die skilpaai wat op die pad loop.
	Department of Economic Development and Tourism	Corporate Services	To communicate effectively with the public	Sustainable Service Delivery	6	Aurora	Ward committee inputs Swak telefoonontvangs in Aurora moet indringend ondersoek word en die moontlikheid van vesel
		Technical Services	To develop and provide sustainable bulk and community infrastructure in support of the spatial development framework	Sustainable Service Delivery	7	Velddrif	Community inputs n Groot infrastruktuur uitgawe vir POMA is die baggarwerk van die waterweë. Die laaste baggarwerk is gedoen 2000/01. POMA is tans besig om die nodige permitte te verkry vir wettige baggarwerk. Daar word verwag om in 2022 te begin met die werk. Die Port Owen Marina is 'n integrale deel van die Groot Bergrivier Estuary, ingesluit die deel van die geïndustrialiseerde 4km na die mond van die rivier wat maak dat hierdie gedeelte spesiale aandag moet kry.
	Department of Environmental Affairs and Development Planning	Corporate Services	To conserve and manage the natural environment and mitigate the impacts of climate change	Strengthen Financial Sustainability and further enhance Good Governance	7	Velddrif	Community inputs Bergrivier Estuary Bestuursplan: IDP bespreek nie die verhouding tussen die munisipaliteit en die gemeenskap nie. Agtergrond en feite moet in IDP wees om jaarlikse toekening van R1.5 m te verduidelik.
		Financial Services	Grow and diversify our revenue and ensure value for money-services	Strengthen Financial Sustainability and further enhance Good Governance	7	Velddrif	Community inputs Befondsing aan Cape Nature word nie in die IDP omskryf nie wat lei tot waninligting.
	Department of Environmental Affairs and Development Planning	Corporate Services	To conserve and manage the natural environment and mitigate the impacts of climate change	Strengthen Financial Sustainability and further enhance Good Governance	7	Velddrif	Community inputs Rooibaai word bespreek as 'n openbare lansering, maar bespreek nie Bergrivier Munisipaliteit se ondersteuning van die registrasie van die Port Owen Marina Sleephelling as 'n openbare fasiliteit nie. Hierdie proses is al lopend vir 2jaar sonder enige finalisering.
		Corporate Services	To facilitate an environment for the creation of jobs and small businesses	Facilitate an enabling environment for economic growth	2	Porterville	Community inputs Daar is vier strate waar kameras eerste geïnstalleer moet word, naamlik Lenee Singel, Winterhoek Straat, Angelier Straat , N Otto Straat en by Scrapyard.
		Corporate Services	To facilitate an environment for the creation of jobs and small businesses	Facilitate an enabling environment for economic growth	2	Porterville	Community inputs Daar word vereis dat die beheerkamer vir hierdie kameras en ook die wat reeds in gebruik is, in Porterville moet wees en so kan werk geskep word vir van ons gemeenskap se mense. 'n Voorstel is die ou Standard bank gebou in die Hoofstraat wat reeds behoort aan meeste van die sekuriteitsvereistes te voldoen.
		Community Services	To budget strategically	Sustainable Service Delivery	2	Porterville	Community inputs Gemeenskapstuin: Daar word versoek dat grond beskikbaar gestel word vir die ontwikkeling van 'n Gemeenskapstuin, wat so ook aan vele mense gaan werk skep en deel van die rehabilitasie en opvoedkundige programme van die dorp kan uitmaak.
		Technical Services	To develop and provide sustainable bulk and community infrastructure in support of the spatial development framework	Sustainable Service Delivery	2	Porterville	Community inputs Spreiligte: Spreiligte moet aangebring word by hoë risiko areas, onder meer agter N Otto Straat, by die Begrafplaas, agter op die land by Wintershoekstraat en die donker area tussen die scrapyard en Portside Pub.
		Community Services	To develop and provide sustainable bulk and community infrastructure in support of the spatial development framework	Sustainable Service Delivery	1	Porterville	Community inputs Markplein: op die oomblik word die Park en die parkering agter die Markie, in Markstraat, misbruik deur die openbare gebruik en verkoop van dwelms, soek TIK. Dit hou groot gevare vir die mense wat daardeur wil loop of selfs tyd in die park wil pandeër tydens middagete. Ons wil graag hê dat die Park beter toegerus moet word vir die maksimale benutting daarvan vir ontspanning en oefen doeleindes van Porterville se inwoners.
		Technical Services	To develop and provide sustainable bulk and community infrastructure in support of the spatial development framework	Sustainable Service Delivery	1	Porterville	Community inputs Beligting: Ligte moet aangebring word om die Park te verlig saans, wanneer die misbruik vandie park kommerwekkend hoog raak. Dit sal ook goed wees as die munisiplaiteit, as deel van die "Greenlight initiative" sal help om die park te beveilig. Daar kan ook twee voltyde sekuriteitsbeamptes aangestel word.
		Office of the Municipal Manager	To facilitate an environment for the creation of jobs and small businesses	Facilitate an enabling environment for economic growth	1	Porterville	Community inputs Kameras: Daar word versoek dat die kameras aangebring word wat die hele park dek en ook die omliggende strate , sodat alle moontlike bedreiging vir mense wat die Park gebruik uit due weg geruim word.
		Community Services	To develop and provide sustainable bulk and community infrastructure in support of the spatial development framework	Sustainable Service Delivery	1	Porterville	Community inputs Buitelig oefentoerusting (soos in Piketberg) : Ons versoek dat daar buitelig oefen toerusting geïnstalleer word in die parkie op die hoek van Johan van Zyl straat en Piet Retiefstraat.
		Technical Services	To develop and provide sustainable bulk and community infrastructure in support of the spatial development framework	Sustainable Service Delivery	7	Velddrif	Community inputs Spoedwalle in Eliabeth-oos, Port Owen tussen Lolan en Lorrainestrat behalwe die seksie en word nou as versnelbaan gebruik.



NATIONAL GOVERNMENT	PROVINCIAL GOVERNMENT	DIRECTORATE [R]	STRATEGIC OBJECTIVE [R]	STRATEGIC GOAL [R]	WARD NO	DESCRIPTION		
		Office of the Municipal Manager	To conserve and manage the natural environment and mitigate the impacts of climate change	Facilitate an enabling environment for economic growth	4	Piketberg	Community inputs	Gender base violence: building partnership and establishing a safe haven in Piketberg.
		Office of the Municipal Manager	To conserve and manage the natural environment and mitigate the impacts of climate change	Facilitate an enabling environment for economic growth	4	Piketberg	Community inputs	Local Business database: want to develop a database for the area.
		Office of the Municipal Manager	To conserve and manage the natural environment and mitigate the impacts of climate change	Facilitate an enabling environment for economic growth	4	Piketberg	Community inputs	Funding for woman SMME's: outline the funding sources and develop a Funding guide/directory.
		Office of the Municipal Manager	To conserve and manage the natural environment and mitigate the impacts of climate change	Facilitate an enabling environment for economic growth	4	Piketberg	Community inputs	Tenders- how is small businesses on board.
		Office of the Municipal Manager	To conserve and manage the natural environment and mitigate the impacts of climate change	Facilitate an enabling environment for economic growth	4	Piketberg	Community inputs	Informal versus Formal Trading - As part of the Government's commitment to gender equality, 40 % of public procurement will be set aside for women-owned businesses (Pres Ramaposa). As business women, we want to understand if this is implemented, how and how is it monitored. Awareness raising campaign proposed.
		Office of the Municipal Manager	To conserve and manage the natural environment and mitigate the impacts of climate change	Facilitate an enabling environment for economic growth	4	Piketberg	Community inputs	Holistic programme needs to be developed to create sustainable social enterprises: Agro-ecology centre- most soupkitchens not sustainable and need to start a sustainable project on food sovereignty.
		Technical Services	To develop and provide sustainable bulk and community infrastructure in support of the spatial development framework	Sustainable Service Delivery	6	Aurora	Community inputs	Streetlights in Aurora new extension: please note that no streetlights have been installed in Pastorie and upper end of Kloofstreet. This creates a very dark and unfavourable climate as a resident.
		Community Services	To develop and provide sustainable bulk and community infrastructure in support of the spatial development framework	Sustainable Service Delivery	6	Aurora	Community inputs	Cemetery: The cemetery has two gates. Please replace with one gate - 2 metres plus in height. With a lock and key - to be kept always locked unless a responsible person can unlock for necessary visits, cleaning, funerals, etc. This is a breeding ground for troublemakers.
	Department of Economic Development and Tourism	Office of the Municipal Manager	To facilitate an environment for the creation of jobs and small businesses	Facilitate an enabling environment for economic growth	6	Velddrif	Community inputs	Mfesane is very pleased with the support that Bergrivier Municipality is given us throughout the years of being the implementing agent for the Youth Café. We however we have a few recommendations that we would like to discuss with the municipality if possible to be looked at with the planning and rolling out of the IDP process.. Due to the fact that we are depending on the owner of the building, we would like to propose the possibility whether the municipality can grant us a piece of land with a lease agreement and water and electricity points. the agreement can then be relooked at after the time period.
		Community Services	To budget strategically	Sustainable Service Delivery	5	Eendekuil	Community inputs	Eendekuil gemeenskapsaal: Lang afdak/skuiling by saal (skuiling tydens reëndae en warm dae) noodelike en westelike kant.
	Department of Economic Development and Tourism	Office of the Municipal Manager	To facilitate an environment for the creation of jobs and small businesses	Facilitate an enabling environment for economic growth	5	Eendekuil	Community inputs	Landelike Gemeenskapsontwikkeling ('n eenstop diens): 'n program uitrol om alle sosio-ekonomiese en omgewingsuitdagings/kwessies aan te spreek. (gesondheid en welsyn, gemeenskapsveiligheid, onderwys en vaardighedsontwikkeling, rural youth development, behuising, sport, ontspanning, oefening, ens.)
		Technical Services	To maintain existing bulk infrastructure and services	Sustainable Service Delivery	1	Porterville	Community inputs	Bou va Kellystraat.
		Technical Services	To develop and provide sustainable bulk and community infrastructure in support of the spatial development framework	Sustainable Service Delivery	6	Dwarskersbos	Community inputs	Drainage system of houses: on 29 May 2015 the homeowners committee had a meeting with the municipality at the Velddrif office. To date nothing has happened and currently over a long weekend the toilets overflow at least 3 times during the weekend. This can and will lead owners getting sick. This might lead to damages to someone vehicle that will lead to a claim against the municipality.
		Technical Services	To develop and provide sustainable bulk and community infrastructure in support of the spatial development framework	Sustainable Service Delivery	6	Dwarskersbos	Community inputs	Stormwater: Currently there is no storm water drainage system in the resort. One of the homeowners who is the lowest point in the camp gets flooded regularly during the rainy season.
		Community Services	To promote a safe environment for all who live in Bergrivier	Promote a safe, healthy, educated and integrated community	6	Aurora	Community inputs	Padtekens op die hoofroete na Aurora om motoriste te waarsku van die skilpaaie wat op die pad loop.
		Community Services	To promote a safe environment for all who live in Bergrivier	Promote a safe, healthy, educated and integrated community	6	Dwarskersbos	Community inputs	Road network: Currently only 3 street in the resort is tarred. None of these is around the houses in the resort. The main road in the camp is in a very poor state and full of potholes and the road marking is very faded needs attention urgently. This might lead to damages to someone vehicle or caravan that will lead to a claim against the municipality.

NATIONAL GOVERNMENT	PROVINCIAL GOVERNMENT	DIRECTORATE [R]	STRATEGIC OBJECTIVE [R]	STRATEGIC GOAL [R]	WARD NO	DESCRIPTION		
		Financial Services	Grow and diversify our revenue and ensure value for money-services	Strengthen Financial Sustainability and further enhance Good Governance	7	Velddrif	Community inputs	The Port Owen Marina Infrastructure (waterways, complete with embankments, walkways, gardens, jetties and electrical installations in the Yacht Basin) is the property of Bergrivier Municipality. POMA has been Formally contracted to maintain the abovementioned infrastructure and the municipality provides partial funding for the above on an annual Grant basis. this reflected in your budget.
		Financial Services	Grow and diversify our revenue and ensure value for money-services	Strengthen Financial Sustainability and further enhance Good Governance	7	Velddrif	Community inputs	Tourism funding for flagship events like the Bergrivier Winter Carnival (which coincides with the Bergrivier Canoe Marathon), the Porterville Art Weekend, the Piketberg Fietstoer and the Flower Season Festival. Your kind consideration for an increase of R175 000 would go a long way in maintaining the growth of the tourism sector.
		Community Services	To promote healthy life styles through the provision of sport and other facilities and opportunities	Sustainable Service Delivery	7	Velddrif	Community inputs	Aansoek vir befondsing vir die aanbod van die Visfabrieke Toernooi.
		Office of the Municipal Manager	To facilitate an environment for the creation of jobs and small businesses	Facilitate an enabling environment for economic growth	1	Porterville	Community inputs	Daar was uitdagings uitgewys nl. Veiligheid, Social wellbeing, food security, Voorstelle was gemaak en die moontlik ontstaan van PDF (Porterville Development Forum).
		Office of the Municipal Manager	To conserve and manage the natural environment and mitigate the impacts of climate change	Facilitate an enabling environment for economic growth	4	Piketberg	Community inputs	Straatkomitees is die weg om te gaan.
Department of Public Works and Infrastructure (DPWI)	Department of Transport and Public Works	Office of the Municipal Manager	To develop, manage and regulate the built environment	Facilitate an enabling environment for economic growth	7	Velddrif	Community inputs	die swak matriek uitslae asook die drop out koers is hoog en moet aangespreek word asook tienerswangerskappe.
		Community Services	To develop and provide sustainable bulk and community infrastructure in support of the spatial development framework	Sustainable Service Delivery	7	Velddrif	Community inputs	Wat is die planne met Pelikaan park in Velddrif? Dit het baie sentimetele waarde vir die gemeenskap. Die gemeenskap moet ingelig word.
		Technical Services	To develop and provide sustainable bulk and community infrastructure in support of the spatial development framework	Sustainable Service Delivery	7	Velddrif	Community inputs	Ons moet self verantwoordelikheid neem om ons strate skoon te hou en gemeenskappe reg te ruk.
		Community Services	To promote healthy life styles through the provision of sport and other facilities and opportunities	Sustainable Service Delivery	7	Velddrif	Community inputs	Die netbal bane is rede tot kommer oor die swak werk wat daar gedoen was. Daar is 'n versoek dat alle groepe moet saamwerk om die uitdagings aan te spreek
Department of Public Works and Infrastructure (DPWI)	Department of Transport and Public Works	Office of the Municipal Manager	To develop, manage and regulate the built environment	Facilitate an enabling environment for economic growth	7	Velddrif	Community inputs	Beter kommunikasie tussen die BM en die kerke moet bewillig word. Dit sal help om die ewels aan te spreek.
Department of Public Works and Infrastructure (DPWI)	Department of Transport and Public Works	Office of the Municipal Manager	To develop, manage and regulate the built environment	Facilitate an enabling environment for economic growth	7	Velddrif	Community inputs	Toerisme kan ook as kommunikasie medium gebruik word.
Department of Public Works and Infrastructure (DPWI)	Department of Transport and Public Works	Office of the Municipal Manager	To develop, manage and regulate the built environment	Facilitate an enabling environment for economic growth	7	Velddrif	Community inputs	Die ontwikkeling van "skills" in die dorp
Department of Public Works and Infrastructure (DPWI)	Department of Transport and Public Works	Office of the Municipal Manager	To develop, manage and regulate the built environment	Facilitate an enabling environment for economic growth	7	Velddrif	Community inputs	Tienerswangerskappe : die seuns moet ook aangespreek word.
		Technical Services	To develop and provide sustainable bulk and community infrastructure in support of the spatial development framework	Sustainable Service Delivery	7	Velddrif	Community inputs	Daar is bekommernis oor die brande by die MOP gat in Velddrif. Die onuithoubare stank is n bekommernis. Herwinning moet aandag kry.
		Corporate Services	To create an efficient, effective, economic and accountable administration	Strengthen Financial Sustainability and further enhance Good Governance	All	Bergrivier	Community inputs	Client Services - Die terugvoering van aangeleenthede/skrywes na die Munisipaliteit.
		Community Services	To promote healthy life styles through the provision of sport and other facilities and opportunities	Promote a safe, healthy, educated and integrated community	5	Eendekuil	Community inputs	Sportraad - wat is hul mandaad en doel? Watter rol speel die organisasie in die dorp? Die gebruik van veld word nie regverdig toegeken nie.
		Community Services	To develop, manage and regulate the built environment	Sustainable and inclusive living environment	All	Bergrivier	Community inputs	Gender based violence moet aandag kry.
		Community Services	To develop, manage and regulate the built environment	Sustainable and inclusive living environment	All	Bergrivier	Community inputs	Daar is goeie samewerking met die BM. Verhoudings is stabiel. Die ontwikkeling van Skills is belangrik.
		Community Services	To develop, manage and regulate the built environment	Sustainable and inclusive living environment	All	Bergrivier	Community inputs	Die fokus is op sosiale ontwikkeling aan die gemeenskap. Grant dependency. Daar is diegene wat nie wil werk nie en dit kom al hoe meer voor. Die tienerswangerskappe word ook geopper.

NATIONAL GOVERNMENT	PROVINCIAL GOVERNMENT	DIRECTORATE [R]	STRATEGIC OBJECTIVE [R]	STRATEGIC GOAL [R]	WARD NO	DESCRIPTION		
		Community Services	To develop, manage and regulate the built environment	Sustainable and inclusive living environment	All	Velddrif	Community inputs	Die gedagte is om weer die Velddrif Integrated Forum byeen te roep wat weens Covid platgeval het.
		Community Services	To budget strategically	Sustainable Service Delivery	5	Eendekuil	Community inputs	Die parkie se toestand en gebruik in Eendekuil is rede tot kommer. 'n veiligheidsrisiko vir die kinders.
	Department of Economic Development and Tourism	Office of the Municipal Manager	To facilitate an environment for the creation of jobs and small businesses	Facilitate an enabling environment for economic growth	All	Bergrivier	Community inputs	Kommunikasie moet verbeter word oor die algemeen. Wat is die doel van die 2 FB blaie.
	Department of Economic Development and Tourism	Office of the Municipal Manager	To facilitate an environment for the creation of jobs and small businesses	Facilitate an enabling environment for economic growth	All	Bergrivier	Community inputs	Besighede in die dorpe moet byeen geroep word. Waar is die sakekamers in die dorpe.
		Technical Services	To promote healthy life styles through the provision of sport and other facilities and opportunities	Sustainable Service Delivery	2	Porterville	Ward committee inputs	Temporary toilets in Jakkalskloof
		Community Services	To conserve and manage the natural environment and mitigate the impacts of climate change	Sustainable and inclusive living environment	2	Porterville	Ward committee inputs	Trees as benches on foot path
	Department of Human Settlements	Community Services	To develop, manage and regulate the built environment	Sustainable Service Delivery	2	Porterville	Ward committee inputs	Purchase of Uivlug land for housing
		Community Services	To promote a safe environment for all who live in and visit Bergrivier	Promote a safe, healthy, educated and integrated community	2	Porterville	Ward committee inputs	Drug abuse and trading at Market Square - need law enforcement
		Technical Services	To develop and provide sustainable bulk and community infrastructure in support of the spatial development framework	Sustainable Service Delivery	3	Goedverwacht	Community inputs	No street lights in Goedverwacht and is a safety hazard
		Technical Services	To develop and provide sustainable bulk and community infrastructure in support of the spatial development framework	Sustainable Service Delivery	3	Goedverwacht	Community inputs	Roads are inaccessible to dirve and is a safety hazard
		Technical Services	To develop and provide sustainable bulk and community infrastructure in support of the spatial development framework	Sustainable Service Delivery	4	Piketberg	Community inputs	No public toilet facilities for the LGBTIQ community
		Technical Services	To develop and provide sustainable bulk and community infrastructure in support of the spatial development framework	Sustainable Service Delivery	6	Velddrif	Community inputs	People in old block of Noordhoek around Albatros, alma Lane, Lofdale are are still living with outside toilets. Although it is private property, nothing prohibits the municipality from writing a project to Province to fund such a project
		Technical Services	To develop and provide sustainable bulk and community infrastructure in support of the spatial development framework	Sustainable Service Delivery	6	Velddrif	Community inputs	Solar lights or any other lights to lighten up areas during load shedding.
		Office of the Municipal Manager	To create innovative partnerships with sector departments for improved education outcomes and opportunities for youth development	Promote a safe, healthy, educated and integrated community	5	Eendekuil	Community inputs	Veeldoelige skool/gemeenskapsaal op Piket-Bo-Berg
		Office of the Municipal Manager	To budget strategically, grow and diversify our revenue and ensure value for money-services	Sustainable Service Delivery	All	Bergrivier	Municipal inputs	Vehicle for Office of the Municipal Manager
		Corporate Services	To budget strategically, grow and diversify our revenue and ensure value for money-services	Sustainable Service Delivery	All		Municipal inputs	ERP
		Corporate Services	To budget strategically, grow and diversify our revenue and ensure value for money-services	Sustainable Service Delivery	All		Municipal inputs	Black out
		Corporate Services	To budget strategically, grow and diversify our revenue and ensure value for money-services	Sustainable Service Delivery	All		Municipal inputs	Website
		Corporate Services	To budget strategically, grow and diversify our revenue and ensure value for money-services	Sustainable Service Delivery	All		Municipal inputs	Municipal App
		Corporate Services	To budget strategically, grow and diversify our revenue and ensure value for money-services	Sustainable Service Delivery	All		Municipal inputs	Smart City Network Infrastructure
		Corporate Services	To create an efficient, effective, economic and accountable administration	Strengthen Financial Sustainability and further enhance Good Governance	All	Bergrivier	Municipal inputs	Portable meeting recorder
		Corporate Services	To create an efficient, effective, economic and accountable administration	Strengthen Financial Sustainability and	All	Bergrivier	Municipal inputs	Electronic application system for vacancies

NATIONAL GOVERNMENT	PROVINCIAL GOVERNMENT	DIRECTORATE [R]	STRATEGIC OBJECTIVE [R]	STRATEGIC GOAL [R]	WARD NO	DESCRIPTION		
				further enhance Good Governance				
		Corporate Services	To create an efficient, effective, economic and accountable administration	Strengthen Financial Sustainability and further enhance Good Governance	All	Bergrivier	Municipal inputs	Electronic validation system for application
		Corporate Services	To conserve and manage the natural environment and mitigate the impacts of climate change	Sustainable and inclusive living environment	All	Bergrivier	Municipal inputs	Revision of Climate change: Climate Adaptation Plan
		Corporate Services	To develop, manage and regulate the built environment	Sustainable and inclusive living environment	All	Bergrivier	Municipal inputs	Drafting of new 5 year Municipal Spatial Development Framework (MSDF)
		Corporate Services	To develop, manage and regulate the built environment	Sustainable Service Delivery	All	Bergrivier	Municipal inputs	Amendment of Integrated Zoning Scheme By-Law
		Corporate Services	Client focussed service delivery	Sustainable Service Delivery	All	Bergrivier	Municipal inputs	Land survey of streets and community facilities Redelinghuis
		Corporate Services	To develop, manage and regulate the built environment	Sustainable and inclusive living environment	All	Bergrivier	Municipal inputs	Drafting of a policy for the protection of cultural, historical and natural significance of certain areas in Bergrivier Municipal area
		Technical Services	To develop and provide sustainable bulk and community infrastructure in support of the spatial development framework	Sustainable Service Delivery	7	Velddrif	Ward committee inputs	Laaipek East to be high priority of development and upgrade, with specific reference to connection of the whole residential area to the central sewerage system lines
		Technical Services	To develop and provide sustainable bulk and community infrastructure in support of the spatial development framework	Sustainable Service Delivery	7	Velddrif	Ward committee inputs	Sidewalks to be paved or upgraded to a neat and respectable condition in Laaipek East
		Technical Services	To develop and provide sustainable bulk and community infrastructure in support of the spatial development framework	Sustainable Service Delivery	7	Velddrif	Ward committee inputs	Fencing between Port Owen and Pampoengat needs to be made safe.
		Technical Services	To develop and provide sustainable bulk and community infrastructure in support of the spatial development framework	Sustainable Service Delivery	7	Velddrif	Ward committee inputs	IN Velddrif bottom end of Smit Street needs to be closed
		Community Services	To promote a safe environment for all who live in and visit Bergrivier	Promote a safe, healthy, educated and integrated community	7	Velddrif	Ward committee inputs	Security at sport grounds to be improved and new indoor swimming pool
		Community Services	To facilitate an environment for the creation of jobs and small businesses	Facilitate an enabling environment for economic growth	7	Velddrif	Ward committee inputs	Formal walking route from Riviera hotel to Bokkomlaan. Dust at Bokkomlaan also needs to be addressed for enhancement of tourism
		Technical Services	To develop and provide sustainable bulk and community infrastructure in support of the spatial development framework	Sustainable Service Delivery	7	Velddrif	Ward committee inputs	Enlarge Church street (wider) and upgrade sidewalks
		Community Services	To develop and provide sustainable bulk and community infrastructure in support of the spatial development framework	Sustainable Service Delivery	7	Velddrif	Ward committee inputs	Stop streets at the bridge (next to Riviera Hotel) and at the entrance to Port Owen
		Community Services	To improve the regulatory environment for ease of doing business	Facilitate an enabling environment for economic growth	7	Velddrif	Ward committee inputs	Structure for informal hawkers. Taxis also be removed on site made available for informale hawkers
		Technical Services	To develop and provide sustainable bulk and community infrastructure in support of the spatial development framework	Sustainable Service Delivery	7	Velddrif	Ward committee inputs	Street lights in Church street
		Community Services	To promote healthy life styles through the provision of sport and other facilities and opportunities	Promote a safe, healthy, educated and integrated community	7	Velddrif	Ward committee inputs	Open areas to be developed into play parks
		Community Services	To facilitate an environment for the creation of jobs and small businesses	Facilitate an enabling environment for economic growth	7	Velddrif	Ward committee inputs	Development of Bergriver Mouth as a tourism focus area, including the harbor area
		Technical Services	To develop and provide sustainable bulk and community infrastructure in support of the spatial development framework	Sustainable Service Delivery	7	Velddrif	Ward committee inputs	3-bag system to be phased out and replaces with wheelie bins over a number of years. Residents to be educated on recycling
		Corporate Services	To develop and provide sustainable bulk and community infrastructure in support of the spatial development framework	Sustainable Service Delivery	7	Velddrif	Ward committee inputs	Illegal dumping in Bergriver needs to be policed Training of rangers to police river should come into action.
Department of Basic Education (DBE)	Western Cape Education Department		To create innovative partnerships with sector departments for improved education outcomes and	Promote a safe, healthy, educated and integrated community	7	Velddrif	Ward committee inputs	Learners attend schools outside of Velddrif and there is an urgent need for a new school with a focus on technical skills

NATIONAL GOVERNMENT	PROVINCIAL GOVERNMENT	DIRECTORATE [R]	STRATEGIC OBJECTIVE [R]	STRATEGIC GOAL [R]	WARD NO	DESCRIPTION		
			opportunities for youth development					
		Technical Services	To develop and provide sustainable bulk and community infrastructure in support of the spatial development framework	Sustainable Service Delivery	7	Velddrif	Ward committee inputs	Better street lighting for learners walking to Velddrif High School as well as speed bumpst, stop streets and other forms of ensuring the safety of the learners.
		Community Services	To promote healthy life styles through the provision of sport and other facilities and opportunities	Promote a safe, healthy, educated and integrated community	7	Velddrif	Ward committee inputs	Recreational facilities to be developed, including play parks and a public swimming pool
		Technical Services	To develop and provide sustainable bulk and community infrastructure in support of the spatial development framework	Sustainable Service Delivery	7	Velddrif	Ward committee inputs	Veldpark being neglected. Vlei has not been cleaned since 2014 and needs to be cleaned.
		Technical Services	To develop and provide sustainable bulk and community infrastructure in support of the spatial development framework	Sustainable Service Delivery	7	Velddrif	Ward committee inputs	Low water pressure at the east end of Admiral Island in early morning and evenings. During load shedding, the east end has no water supply
		Technical Services	To develop and provide sustainable bulk and community infrastructure in support of the spatial development framework	Sustainable Service Delivery	7	Velddrif	Ward committee inputs	Not sufficient parking on western end of Admiral Island. Western end of the admin building to be turned into parking. Needs to be paved.
		Community Services	To develop, manage and regulate the built environment	Sustainable and inclusive living environment	7	Velddrif	Ward committee inputs	plots and housing for middle income group